

# 210 RS series



## features



- Direct replacement for T3 ¼ Midget Edison Screw E10
- Centre contact Cathode version available
- Ideal for industrial pushbutton switches and annunciator panels
- Durable to shock and vibration
- Warm white LEDs may be used behind coloured lens as a true replacement for a filament lamp
- Pack Quantity = 20 Pieces

## specifications

Ordering information and typical characteristics (Ta = 25°C)

RS Part Number	Marl Part Number	Colour	Voltage Vac/dc	Current DC (mA)	Luminous Intensity (mcd)	Wave Length (nm)	Operating Temp. (°C)	Storage Temp. (°C)	De-rating Graphs
2388245	210-501-21-38	Red	12 Vdc	10	600	630	-40 - +80	-40 - +100	D
2388295	210-501-22-38	Red	24 Vdc	16	600	630	-40 - +80	-40 - +100	D
2388267	210-521-21-38	Yellow	12 Vdc	10	600	585	-40 - +80	-40 - +100	D
2388318	210-521-22-38	Yellow	24 Vdc	15	600	585	-40 - +80	-40 - +100	D
2388251	210-532-21-38	Green	12 Vdc	20	800	515	-40 - +80	-40 - +100	F
2388302	210-532-22-38	Green	24 Vdc	17	800	515	-40 - +80	-40 - +100	F
2388273	210-930-21-38	Blue	12 Vdc	19	230	465	-30 - +85	-40 - +100	U
2388324	210-930-22-38	Blue	24 Vdc	14	230	465	-30 - +85	-40 - +100	U
2830061	210-997-21-38	White	12 Vdc	20	785	* See pg.2	-30 - +85	-40 - +100	B
2830077	210-997-22-38	White	24 Vdc	14	785	* See pg.2	-30 - +85	-40 - +100	B
2829910	210-997-75-38	White	110 Vac	3.5	785	* See pg.2	-30 - +85	-40 - +100	B
2969721	210-997-76-38	White	230 Vac	2	785	* See pg.2	-30 - +85	-40 - +100	B

^ = Voltage for 20mA product is Vf at 20mA, not Vopr

- Products must be de-rated according to the de-rating information. Each de-rating graph refers to specific LEDs. Please refer to graphs on page 2.

- Luminous intensity is measured at 20mA on a discrete LED unless otherwise stated.

© marl international limited technical documentation has been designed by marl international limited for the intention of providing information, which must not be copied or released to a third party without prior written consent from marl international limited. the information provided does not constitute part of any order or contract and should not be regarded as a representation relating to either products or service. no responsibility can be assumed for inaccuracies or printing errors. marl international limited reserve the right to alter without notice the specification or any conditions of supply for product or service.

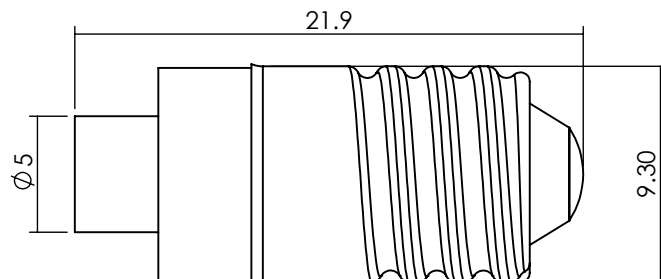


BS EN ISO 9001:2008 approved manufacturer

# 210 RS series



## technical data



Centre contact Anode +ve as standard.  
Colour dot on product denotes LED colour.

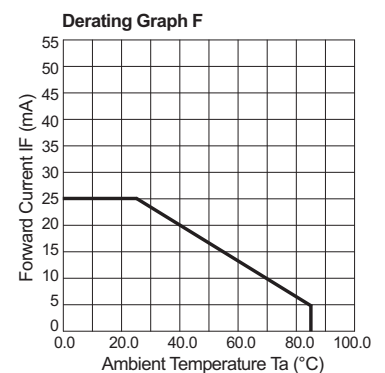
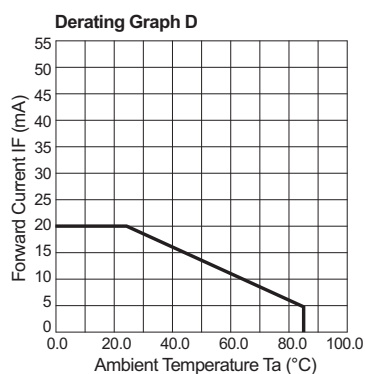
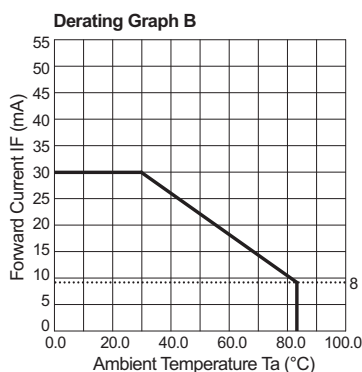
Dimensions in mm (typical)  
Not to scale

Lamp Base Style	Series	Metric Equivalent (mm)	Max. Power Dissipation (mW)
T3 ¼ Midget Edison Screw E10	210	10	625

997F	*Typical emission colour White			
x	0.4255	0.4390	0.4680	0.4519
y	0.4000	0.4310	0.4385	0.4086

Intensities (lv) and colour shades of white (x,y co-ordinates) may vary between leds within a batch

## de-rating information



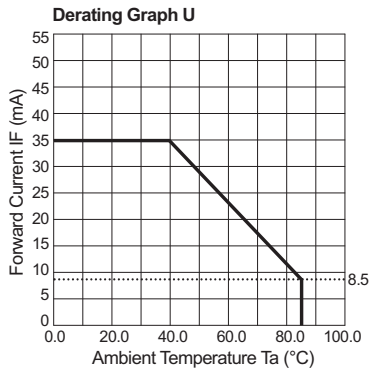
© marl international limited technical documentation has been designed by marl international limited for the intention of providing information, which must not be copied or released to a third party without prior written consent from marl international limited. the information provided does not constitute part of any order or contract and should not be regarded as a representation relating to either products or service. no responsibility can be assumed for inaccuracies or printing errors. marl international limited reserve the right to alter without notice the specification or any conditions of supply for product or service.



# 210 RS series



## de-rating information continued



© marl international limited technical documentation has been designed by marl international limited for the intention of providing information, which must not be copied or released to a third party without prior written consent from marl international limited. the information provided does not constitute part of any order or contract and should not be regarded as a representation relating to either products or service. no responsibility can be assumed for inaccuracies or printing errors. marl international limited reserve the right to alter without notice the specification or any conditions of supply for product or service.



# 210 RS series



also available

Part numbers also available in the 210 series:

Part Number	Colour	Voltage Vopr
210-501-23-38	Red	28 Vdc
210-501-25-38	Red	110 Vdc
210-521-04-38	Yellow	20 mA dc
210-521-23-38	Yellow	28 Vdc
210-521-25-38	Yellow	110 Vdc
210-532-23-38	Green	28 Vdc
210-532-25-38	Green	110 Vdc
210-993-21-38	Warm White	12 Vdc
210-993-23-38	Warm White	28 Vdc
210-993-25-38	Warm White	110 Vdc
210-993-37-38	Warm White	60 Vdc RP
210-993-48-38	Warm White	60 Vdc
210-993-70-38	Warm White	5/6 Vac 50 Hz
210-993-73-38	Warm White	28 Vac 50 Hz
210-993-84-38	Warm White	130 Vac
210-997-20-38	White	5/6 Vdc
210-997-23-38	White	28 Vdc
210-997-84-38	White	130 Vac

RP = Reverse Polarity

© marl international limited technical documentation has been designed by marl international limited for the intention of providing information, which must not be copied or released to a third party without prior written consent from marl international limited. the information provided does not constitute part of any order or contract and should not be regarded as a representation relating to either products or service. no responsibility can be assumed for inaccuracies or printing errors. marl international limited reserve the right to alter without notice the specification or any conditions of supply for product or service.



BS EN ISO 9001:2008  
approved manufacturer

# 210 RS series



## design considerations

### Single-Chip LEDs

All devices feature water clear high intensity LEDs as standard. In devices where discrete LEDs are used, the single chip LED devices have been modified by the removal of the domed portion of the encapsulation (flat-topped) to provide even illumination of switches and annunciators. Non flat topped versions are also available. Flat-topping does not apply to devices using surface-mounted device (SMD) LEDs.

### Product Evaluation

Filament replacement LEDs have been specifically designed to meet the primary objective of providing improved reliability. As this product range is suitable for both new-build and retro-fit, (sometimes in very old systems), a wide range of illuminated push button switches and lamp holders can be encountered. Due to subjectivity, evaluation of the LED type is recommended, (samples of all standard models are available). Care should be taken to correctly simulate operating ambient light conditions to ensure that the correct device has been selected to maximise viewing characteristics such as viewing angle, colour compatibility and on/ off contrast ratio.

### Electro-Static Discharge (ESD)

Build up of electro-static discharge occurs in many situations involving people moving and handling products. The range of possible situations is very diverse but voltage levels as high as several thousand volts can and do arise in many individual situations. When an operator charged up to these levels handles a static sensitive device, there is a very probable likelihood that the device will be irreversibly damaged. It is essential that precautions are taken at all stages during manufacture and assembly of these products. Although LEDs were never considered to be static sensitive devices, changes in manufacturing technology and materials used to produce higher intensity products over a large range of the wavelength spectrum have changed this. Marl has an approved system of ESD control from goods in, through production and into final packing and despatch. Marl recommend all users of LED based products follow the guidelines of BS 100015.

### Power De-Rating

The forward voltage/ current value of an LED is dependant upon the ambient temperature of the environment in which it is operated. Therefore, care must be taken to operate the LED at the correct voltage/ current values, depending upon the ambient temperature. Consequently, a recommendation regarding operating voltages and currents is given in order to address these temperature effects. This recommendation is termed 'de-rating'. It is usual for forward voltages and currents to be specified for ambient temperature of 25°C. However, because the values of these qualities vary with temperature, marl should be contacted if the device is to be operated at a temperature significantly higher than 25°C. Marl accept no liability for any product that is operated higher than the stated voltage.

© marl international limited technical documentation has been designed by marl international limited for the intention of providing information, which must not be copied or released to a third party without prior written consent from marl international limited. the information provided does not constitute part of any order or contract and should not be regarded as a representation relating to either products or service. no responsibility can be assumed for inaccuracies or printing errors. marl international limited reserve the right to alter without notice the specification or any conditions of supply for product or service.

