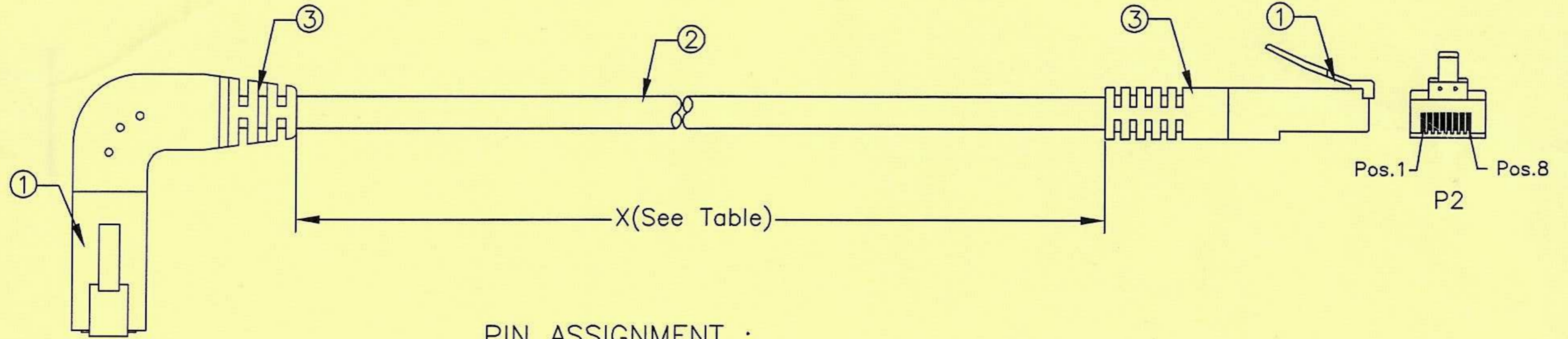


Tooling NO.
GD05060301
970724

REVISIONS

DATE	LTR	DESCRIPTION	APVD
2005/08/05	B	Add length.	-
2005/09/23	C	Revised P/N.	-



PIN ASSIGNMENT :

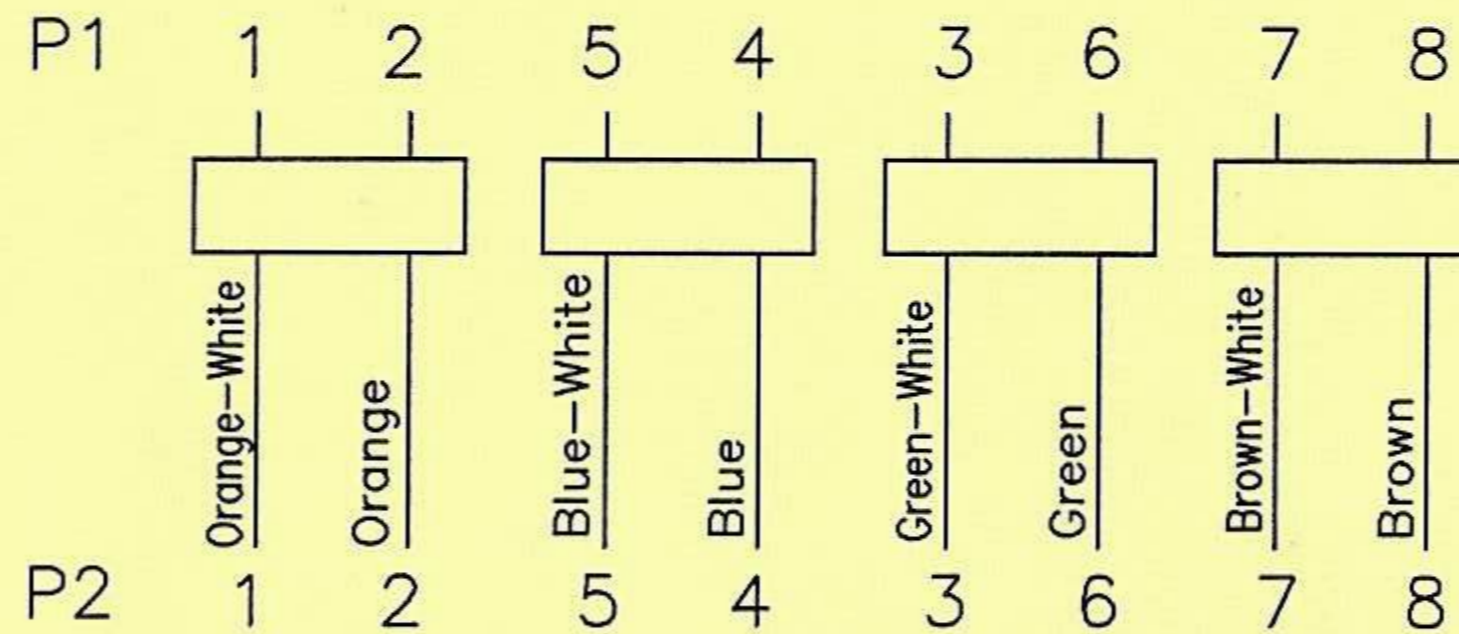
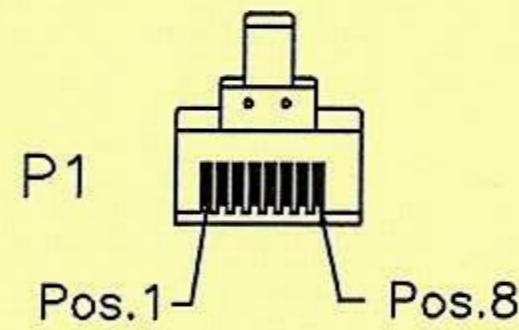


Table:

Part No.	Item No.	Length(X)
528-0116	K61613080033M-58	1000±30
528-0122	K61613080066M-58	2000±30
528-0138	K61613080098M-58	3000±30
528-0144	K61613080164M-58	5000±50



UNLESS OTHERWISE SPECIFIED		TOLERANCE :		ANGLES : ±2°		TITLE	
X.	±0.2					OEM CABLE ASSEMBLY	
X.X	±0.1					C3110	
X.XX	±0.05	DO NOT SCALE DRAWING				REV. C	
DRAWN BY		Fanyijun		PART NO.		528-01XX	
CHECKED BY		<i>Phoebe</i>		UNIT		MM	
APPROVED BY		<i>051007</i>		SCALE		THIRD ANGLE PROJECTION	
DWG NO.		G528-01XX		ITEM NO.		K6161308XXXXM-58	
				DATE		09/23/2005	

ITEM	QTY	U/M	PART NO.	DESCRIPTION
3	/	KG	DBPVCNU060GR01001	Molded PVC Color: Gray(GR01).
2	1	EA	WUUTP24GR04PX000XM01	CAT.5E UTP 24AWG*4TW/PR, Patch Cable. Jacket Color: Gray(GR01).
1	2	EA	C8P8C008PCLSOF000013	RJ45 Plug 8P8C Contact: Gold Flash

Stick RS Label on the PE Bag:



UNLESS OTHERWISE SPECIFIED TOLERANCE : X. ±0.2 ANGLES : ±2° X.X ±0.1 X.XX ±0.05 DO NOT SCALE DRAWING		TITLE OEM CABLE ASSEMBLY		C3110	
DRAWN BY Fanyijun	SIZE A	UNIT MM	PART NO. 528-01XX	REV. C	
CHECKED BY <i>Phobe</i>	SCALE	THIRD ANGLE PROJECTION 		PAGE 2 OF 2	
APPROVED BY <i>05/007</i>	DWG NO. G528-01XX		ITEM NO. K6161308XXXXM-57	DATE 09/23/2005	