

Features

- 4G/LTE
- GPS
- 2x2 MIMO
- 694 - 2700 MHz
- 4 dBi
- Wi-Fi 6E
- Omni Directional
- IP68
- -40°C to 80°C

RS PRO Multi-Band Antennas

Antenna Omni for RS PRO 2768464

RS Stock No.: 0434525



RS PRO is the own brand of RS. The RS PRO Seal of Approval is your assurance of professional quality, a guarantee that every part is rigorously tested, inspected, and audited against demanding standards. Making RS PRO the Smart Choice for our customers.

INTEGRATED MULTI-BAND LTE OMNI ANTENNA + WIFI OMNI ANTENNA + GPS ANTENNA + PLACE TO INSTALL RS PRO 2768464 (ALL-IN-ONE)

Omni LTE all-in-one antenna for **RS PRO 2768464** router is a perfect outdoor device for mobile and fixed installations like industrial, CCTV, hotspots, yachts, boats, campers, RV etc. It has embedded also omni Wi-Fi and GPS antenna. You get an integrated complete solution with embedded router and multi band antennas in one enclosure.

4G / LTE SPECIFICATION

FREQUENCY	0.694-0.96 GHz 1.7 - 2.2 GHz 2.2 - 2.7 GHz
GAIN	0.694 - 0.96 GHz : 2 dBi 1.7 - 2.2 GHz : 2 dBi 2.2 - 2.7 GHz : 4 dBi
SUPPORTED LTE BANDS	1, 2, 3, 4, 5, 7, 8, 9, 10, 12, 13, 14, 17, 18, 19, 20, 22, 25, 26, 27, 28, 29, 30, 33, 34, 35, 36, 37, 38, 39, 40, 41, 42, 43, 44, 46, 47, 48, 49, 52, 53, 65, 66, 67, 68, 69, 71, 85, 103, 106
VSWR	<1.60, max <2.00
BEAMWIDTH	360°/35° +/- 5°
POLARIZATION	Vertical
IMPEDANCE	50 Ω

WI-FI SPECIFICATION

FREQUENCY	2.40 - 2.50 GHz 5.0 - 7.125 GHz
GAIN	2.40 - 2.50 GHz : 6 dBi 5.0 - 7.125 GHz : 7.5 dBi
VSWR	<1.70, max <2.00
BEAMWIDTH	360°/25° ±5°
POLARIZATION	Vertical
IMPEDANCE	50 Ω

MECHANICAL SPECIFICATION

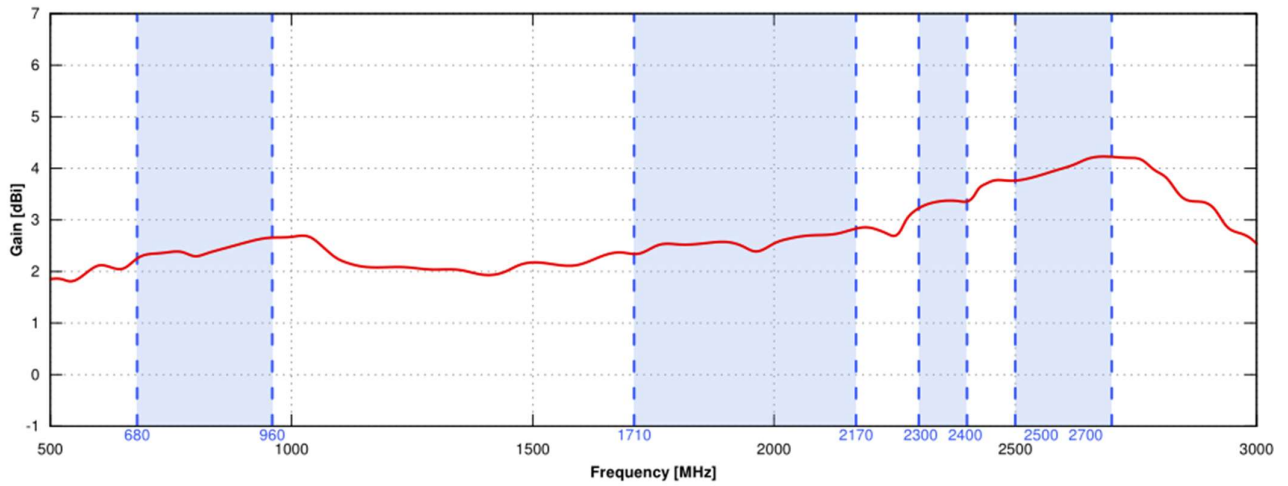
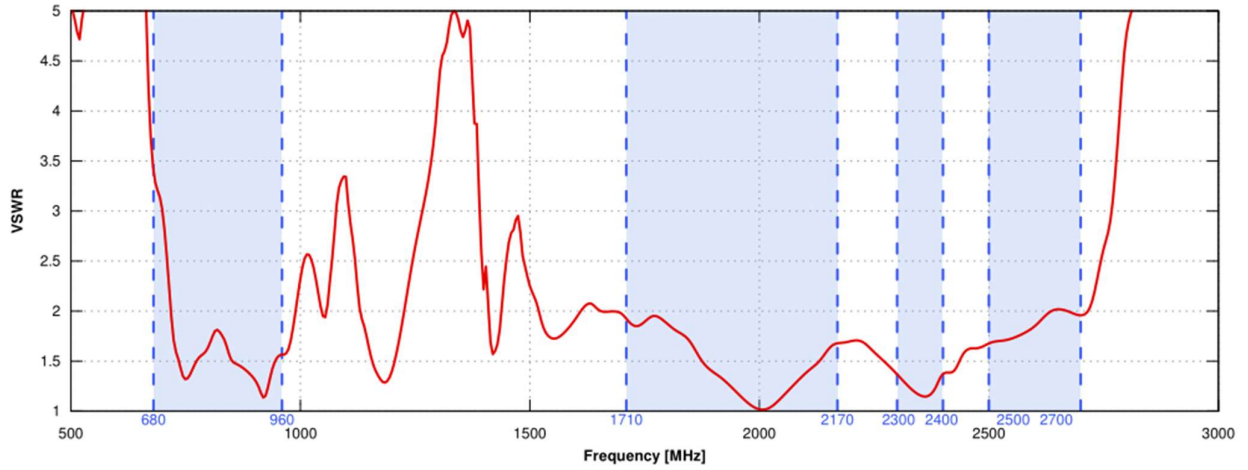
MATERIALS	ABS, aluminum, PTFE, FR4
CONNECTOR TYPE	RJ45
INGRESS PROTECTION	IP68
DIMENSIONS	160 x 160 x 240 mm 6.3 x 6.3 x 9.45 inch
WEIGHT	1.5 kg 3.31 lbs
OPERATING TEMPERATURE	From -40°C to 75°C From -40°F to 167°F

MOUNTING KIT SPECIFICATION

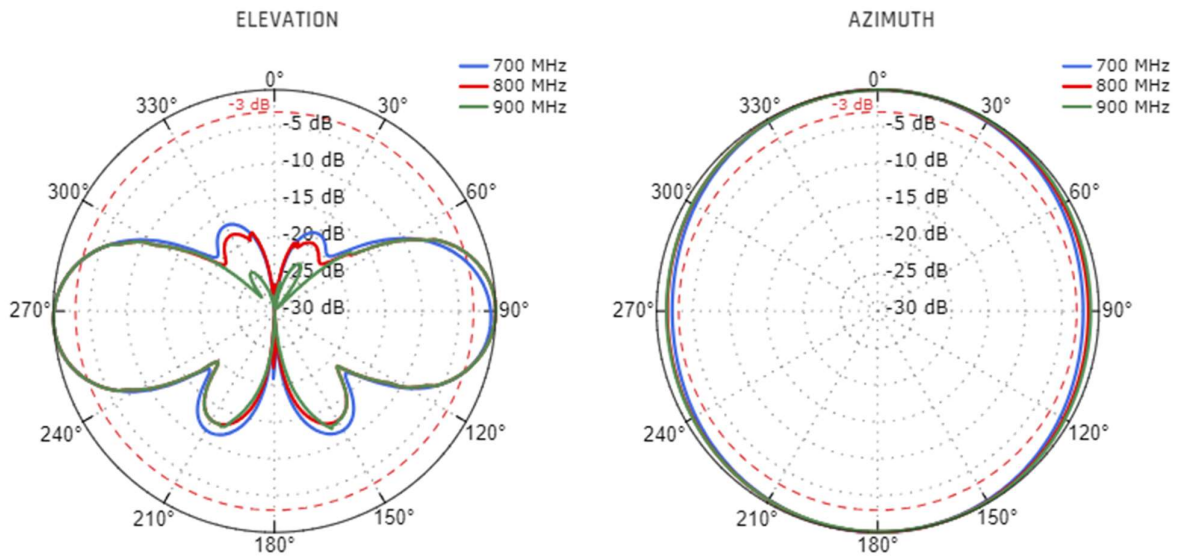
DIMENSIONS	210 x 94 x 47 mm 8.26 x 3.7 x 1.85 inch
MAST DIAMETER RANGE	40-66 mm 1.57-2.60 inch
MATERIAL	Galvanized Steel
WEIGHT	0.411 kg
MOUNTING PLACE	Wall or mast or ceiling

DEVICE SPECIFICATION

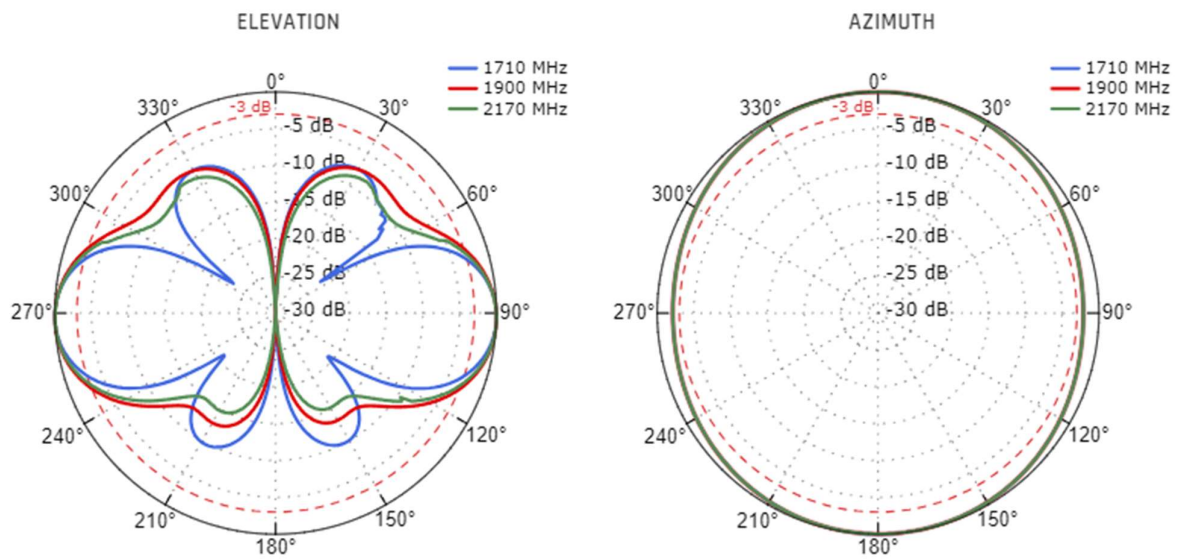
SPECIFICATION	Category: Passive Components Subcategory: Antennas Type: Multi-Band Antennas, WiFi Antennas, GPS antenna Brand: RS PRO Frequency Range: 694 - 2700 MHz Gain: 4 dBi RF Protocols: 4G, LTE Internal/External : External Atena Directivity: Omni-Directional, Omnidirectional Antenna Mounting type: Ceiling, Wall/Pole Mounting Type: Bracket Mount, Pole Mount, Pole Mount, Wall Mount Antena Physical Form: Baton/Stick, Dome, Panel, Puck, Stubby
----------------------	--



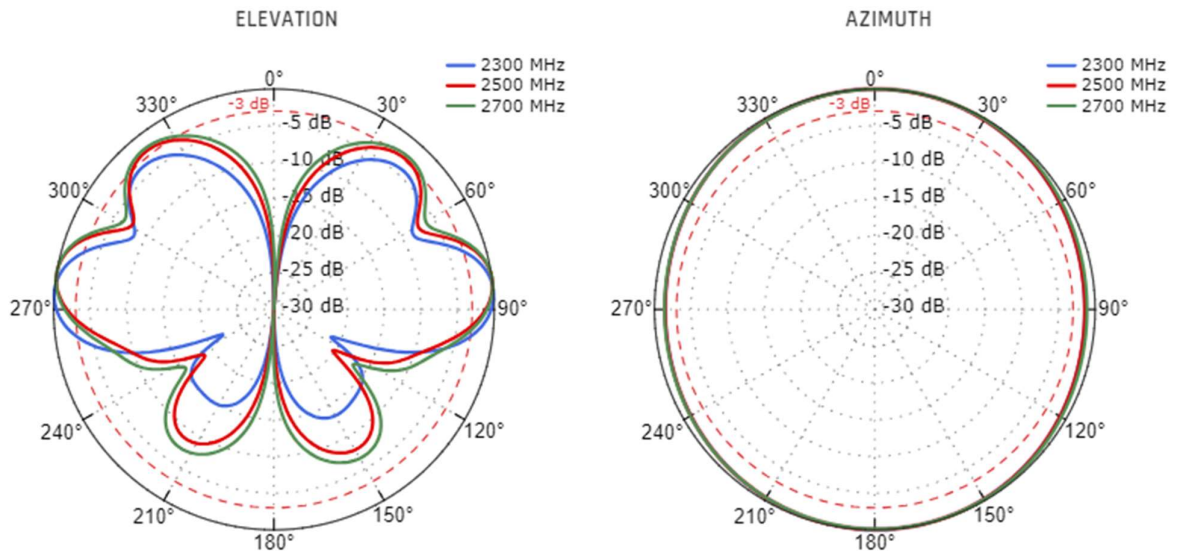
LTE from 700MHz to 900MHz



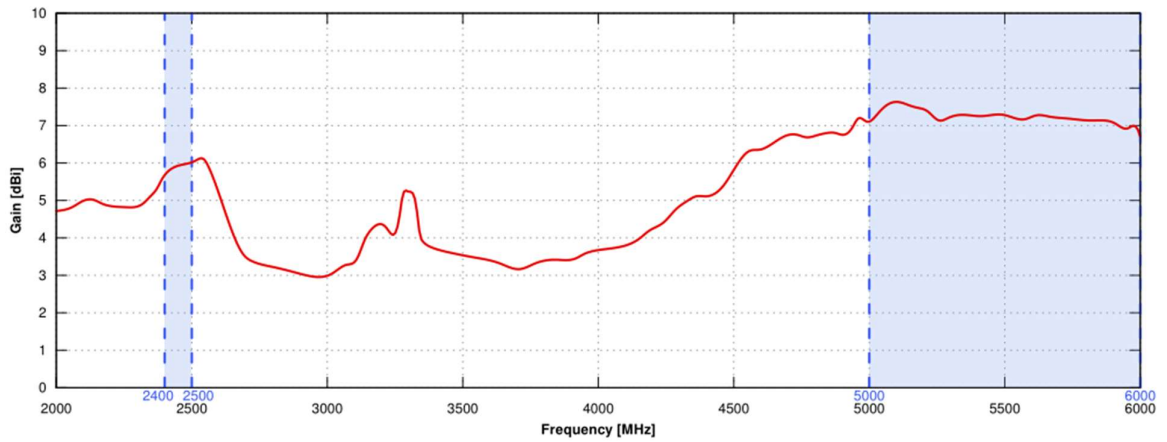
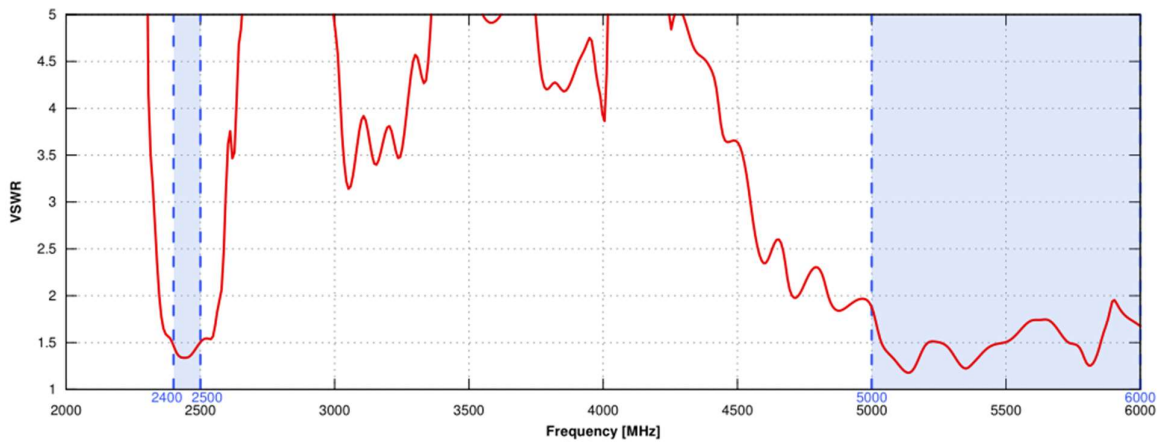
LTE from 1.71GHz to 2.17GHz



LTE from 2.3GHz to 2.7GHz



WI-FI PLOTS



Wi-Fi 2.4GHz and 5GHz and 6GHz

