




Connectors > PCB Connectors > Wire-to-Board Connectors > Wire-to-Board Connector Assemblies & Housings



Connector Product Type: **Housing**
Connector & Housing Type: **Receptacle**
Connector System: **Wire-to-Board**
Number of Positions: **34**
Centerline (Pitch): **2.54 mm [.1 in]**

Features

Product Type Features

Connector Product Type	Housing
Connector & Housing Type	Receptacle
Connector System	Wire-to-Board
Sealable	No
Connector & Contact Terminates To	Wire & Cable

Configuration Features

Number of Positions	34
Number of Rows	2

Electrical Characteristics

Operating Voltage	250 VAC
Termination Resistance	12 mΩ
Dielectric Withstanding Voltage (Max)	750 V
Insulation Resistance	5000 MΩ

Body Features



Primary Product Color	Black
-----------------------	-------

Contact Features

Contact Current Rating (Max)	3 A
------------------------------	-----

Mechanical Attachment

Mating Retention	Without
Connector Mounting Type	Cable Mount (Free-Hanging)

Housing Features

Housing Material	Thermoplastic
Housing Entry Configuration	Both Ends Closed
Centerline (Pitch)	2.54 mm[.1 in]

Dimensions

Connector Height	6.1 mm[.24 in]
Connector Length	43.18 mm[1.7 in]
Row-to-Row Spacing	2.54 mm[.1 in]

Usage Conditions

Operating Temperature Range	-65 – 105 °C[-85 – 221 °F]
-----------------------------	----------------------------

Operation/Application

Circuit Application	Signal
---------------------	--------

Industry Standards

UL Flammability Rating	UL 94V-0
Compatible With Approved Standards Products	CSA LR7189, UL E28476
Glow Wire Rating	Standard Part - Not Glow Wire

Packaging Features

Packaging Method	Tray
Packaging Quantity	70

Product Compliance

For compliance documentation, visit the product page on TE.com>

EU RoHS Directive 2011/65/EU	Compliant
EU ELV Directive 2000/53/EC	Compliant
China RoHS 2 Directive MIIT Order No 32, 2016	No Restricted Materials Above Threshold

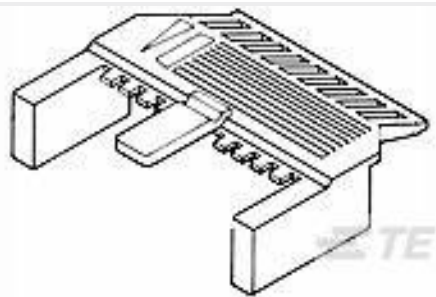


EU REACH Regulation (EC) No. 1907/2006	Current ECHA Candidate List: JAN 2025 (247) Candidate List Declared Against: JAN 2025 (247) Does not contain REACH SVHC
Halogen Content	Low Halogen - Br, Cl, F, I < 900 ppm per homogenous material. Also BFR/CFR/PVC Free
Solder Process Capability	Not applicable for solder process capability

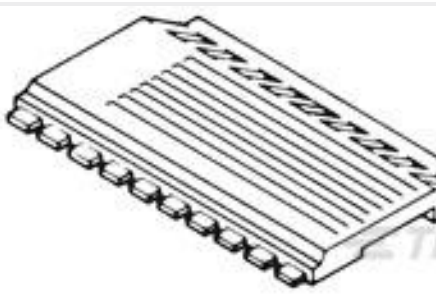
Product Compliance Disclaimer

This information is provided based on reasonable inquiry of our suppliers and represents our current actual knowledge based on the information they provided. This information is subject to change. The part numbers that TE has identified as EU RoHS compliant have a maximum concentration of 0.1% by weight in homogenous materials for lead, hexavalent chromium, mercury, PBB, PBDE, DBP, BBP, DEHP, DIBP, and 0.01% for cadmium, or qualify for an exemption to these limits as defined in the Annexes of Directive 2011/65/EU (RoHS2). Finished electrical and electronic equipment products will be CE marked as required by Directive 2011/65/EU. Components may not be CE marked. Additionally, the part numbers that TE has identified as EU ELV compliant have a maximum concentration of 0.1% by weight in homogenous materials for lead, hexavalent chromium, and mercury, and 0.01% for cadmium, or qualify for an exemption to these limits as defined in the Annexes of Directive 2000/53/EC (ELV). Regarding the REACH Regulation, the information TE provides on SVHC in articles for this part number is based on the latest European Chemicals Agency (ECHA) ‘Guidance on requirements for substances in articles’ posted at this URL: <https://echa.europa.eu/guidance-documents/guidance-on-reach>

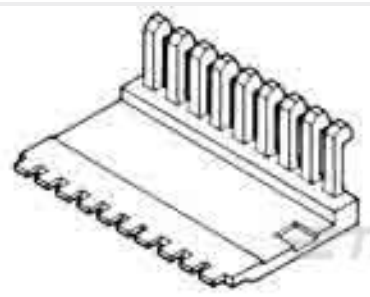
Compatible Parts



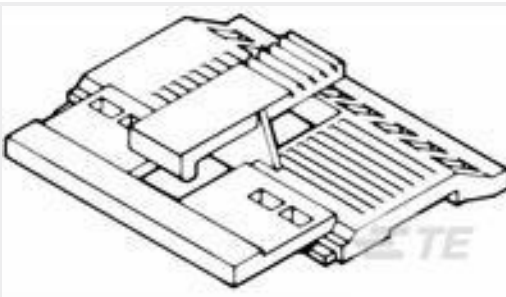
TE Part # 1-102537-5
34 AMPMODU MT COVER DR .100CL



TE Part # 1-102541-5
34 AMPMODU MT COVER DR .100CL




TE Part # 1-102536-5
34 AMPMODU MT COVER DR .100CL

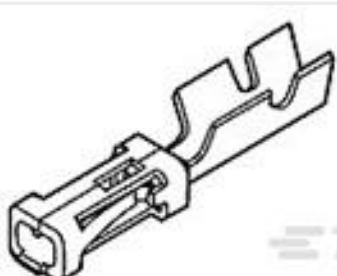


TE Part # 1-102681-2
34 AMPMODU MT COVER DR .100CL


Customers Also Bought




TE Part #1337808-3
50 OHM COAX SMA STR PLUG STR P



TE Part #87756-6
MOD IV RECP PLTD SN



TE Part #206708-1
CPC PLUG ASSEMBLY SIZE 13-9



TE Part #1658613-4
09 POS HDF PLUG, MS, LEAD FREE

Documents

- CAD Files
- Customer View Model
- ENG_CVM_CVM_1-102394-5_W.2d_dxf.zip



English

[3D PDF](#)

3D

Customer View Model

[ENG_CVM_CVM_1-102394-5_W.3d_igs.zip](#)

English

Customer View Model

[ENG_CVM_CVM_1-102394-5_W.3d_stp.zip](#)

English

By downloading the CAD file I accept and agree to the [Terms and Conditions](#) of use.

Datasheets & Catalog Pages

[AMPMODU_INTERCONNECTION_SYSTEM_SECTION5_CONT](#)

English

Product Specifications

[Application Specification](#)

English

Agency Approvals

[UL](#)

English