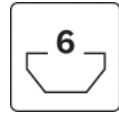


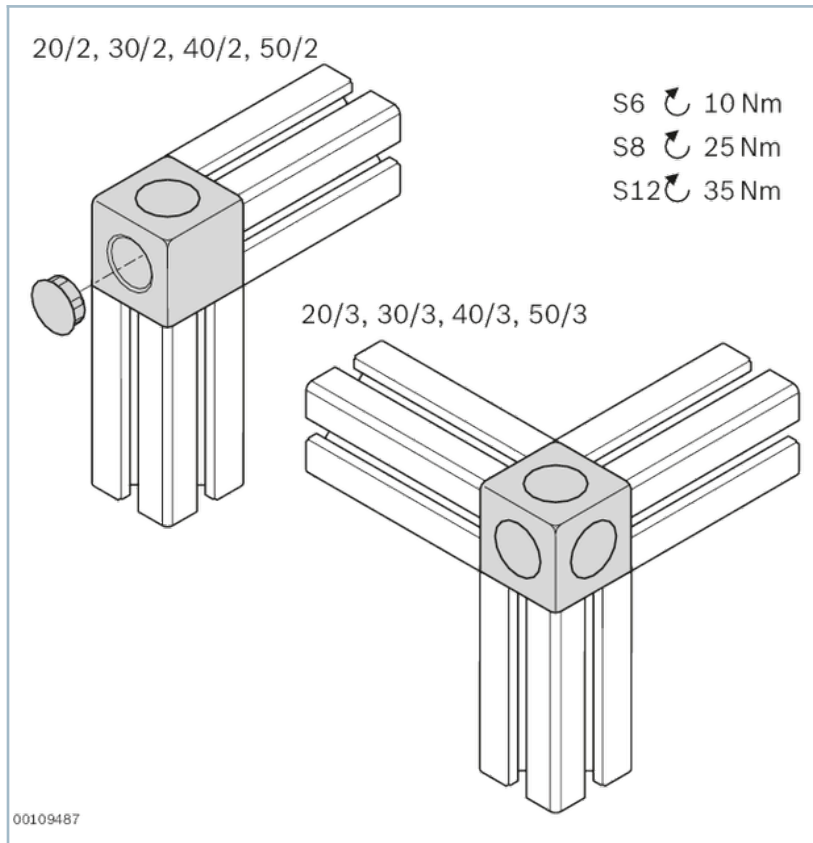
Cubic connector 20/3








- For torsion-resistant corner connection of profiles with equal cross-sections
- Version *designLINE* with special silver paint (RAL 9006) for an especially high-quality design
- Cover caps to cover the openings
- Screw fitting on profile with self-tapping screws

- Profile finishing: not required

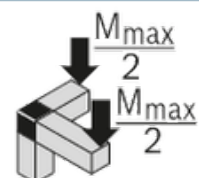
Product description



Technical data

	Groove	ESD	Material entry
Cubic connectors	6		Cubic connector: diecast aluminum Fastening material: steel; galvanized
	6		Cubic connector <i>designLINE</i> : Diecast aluminum; painted (RAL 9006) Fastening material: steel; galvanized
	6		Cubic connector: diecast aluminum
Cover cap, cubic connector			PP
			PP
Countersunk screw	6		Steel; galvanized

Typ



Accessories

- Recommended accessories
- Cover cap D12, black (PP)

Countersunk screw S6x16

Cover cap D12, signal gray (PP)






Cover cap D12, black (PP)

Delivery notes

FS1



Ordering codes

	Groove	ESD	FS	No.
Cubic connector 20/3 set (standard) ¹⁾	6		3xFS1	3842549860
Cubic connector 20/3 set designLINE ¹⁾	6		3xFS1	3842549861
Cubic connector 20/3	6			3842523872
Cover cap, cubic connector D12, signal gray				3842548700
Cover cap, cubic connector D12, black				3842548704
Countersunk screw S6x16	6			3842517132

1) Cubic connector creates conductive connection, but the cover caps included in the set are not ESD-compatible.