

Shock-Safe Fuseholder, 5 x 20 / 6.3 x 32 mm, Slotted Cap



Socket with Slotted Cap
Caps must be ordered separately (see accessories)

Socket with Slotted Cap

Socket with Fingergrip Cap

250 VAC · 4 W / 10 A (VDE) 20 / 16 A (UL/CSA)



Description

- Quick-connect or solder terminals

Standards

- IEC 60127-6
- UL 512
- CSA C22.2 no. 39

Approvals

- VDE Certificate Number: 134125
- UL File Number: E39328
- CSA File Number: 38456

Weblinks

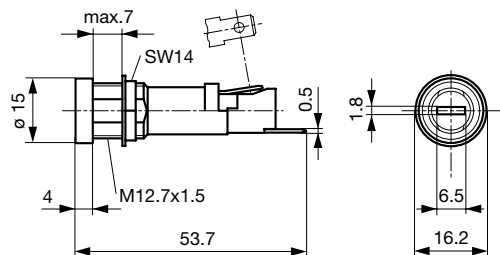
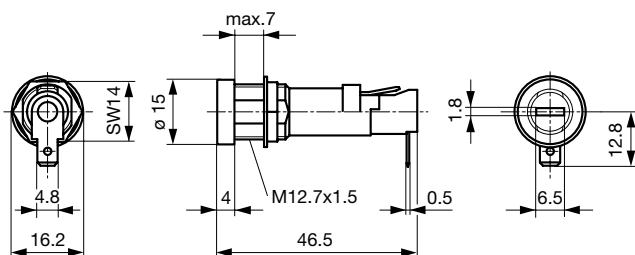
[pdf-datasheet](#), [html-datasheet](#), [General Product Information](#), [Approvals](#), [CE declaration of conformity](#), [RoHS](#), [CHINA-RoHS](#), [REACH](#), [e-Shop](#), [SCHURTER-Stock-Check](#), [Distributor-Stock-Check](#), [Accessories](#), [Detailed request for product](#)

Technical Data

Shock-Safe Category	PC2
Fuse-Link	5 x 20 or 6.3 x 32 mm
Mounting	Panel Mount, Front Side
Mounting	Fixing Nut
Terminal	Solder or Quick-Connect 4.8 x 0.5 mm
Rated Voltage	250 VAC
Rated current	10 A (VDE), 20 / 16 A (UL/CSA)
Rated Power Acceptance IEC	4 W / 10 A @ Ta 23 °C Admissible power acceptance at higher ambient temperature see derating curves
Degree of Protection	IP 40
Protection Class	Suitable for appliances with protection class I or II acc. to IEC 61140
Admissible Ambient Air Temp.	-40 °C to 85 °C
Climatic Category	40/085/21 acc. to IEC 60068-1
Material: Socket	Thermoplastic, black, UL 94V-0
Material: Terminals	Tin-Plated Copper Alloy
Unit Weight	5.5 g / 3.22 g
Storage Conditions	0 °C to 60 °C, max. 70% r.h.
Product Marking	Type, Rated voltage, Rated current, Approvals

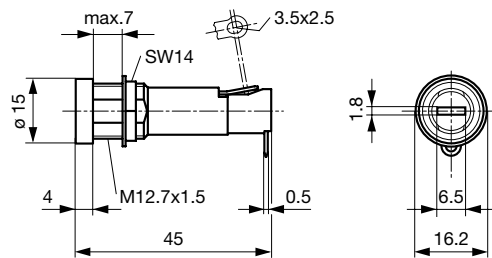
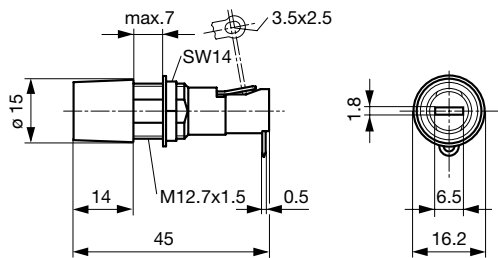
Soldering Methods	Iron
Solderability	350 °C / 2 sec acc. to IEC 60068-2-20, Test Ta, method 2
Resistance to Soldering Heat	350 °C / 10 sec acc. to IEC 60068-2-20, Test Tb, method 2
Contact Resistance	< 5 mΩ at 20 mV
Dielectric Strength	> 3 kV > 4 kV between L/N-PE (50 Hz; 1 min)
Impulse Withstand Voltage	> 4 kV between L-N > 6 kV between L/N-PE
Insulation Resistance	> 10 MΩ between L-N > 100 MΩ between L/N-PE (500 VDC; 1 min)
Overvoltage Category	I - III acc. to IEC 60664-1
Pollution Degree	1 - 3 acc. to IEC 60664-1
Admissible Torque on Fixing Nut	max 1.2 Nm
Panel Thickness s	max 7 mm

Dimension



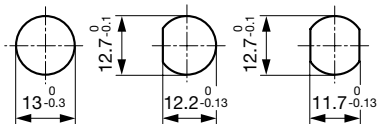
Variants: 0031.1693

Variant 0031.1694



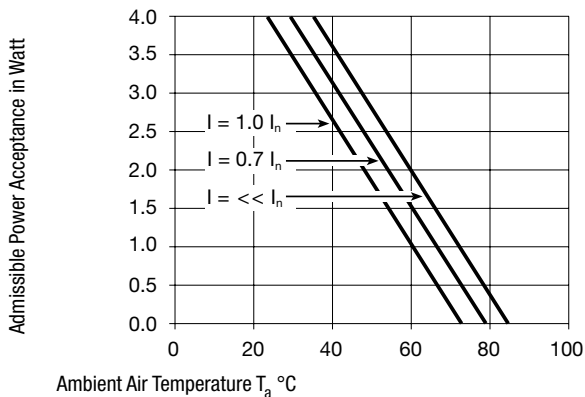
Variants 0031.1653

Variant 0031.1673



Mounting holes

Derating Curves



All Variants

Holder	Cap	Fuse-Link	Terminal	Position End-Terminal	Degree of Protection	Colour Cap	Remark	Order Number
●	-	5 x 20 or 6.3 x 32mm	Quick-Connect 4.8 x 0.5	90° to Fuse Axis	IP 40	-	-	0031.1693
●	-	5 x 20 or 6.3 x 32mm	Quick-Connect 4.8 x 0.5	Straight to Fuse Axis	IP 40	-	-	0031.1694
●	-	5 x 20 or 6.3 x 32mm	Solder	90° to Fuse Axis	IP 40	-	-	0031.1653
●	-	5 x 20 or 6.3 x 32mm	Solder	90° to Fuse Axis	IP 40	-	-	0031.1673

Most Popular.

Availability for all products can be searched real-time: <http://www.schurter.com/en/Stock-Check/Stock-Check-SCHURTER>

Packaging Unit Bulk (100 pcs.)

Required Accessory

Description



Fingergrip FEU, FAU, FAC
Caps Fingergrip for Holder FEU, FAU, FAC



Fingergrip, 6.3 x 32 mm, IP 40 0031.1667



Fingergrip, 5 x 20 mm, IP 40 0031.1741



Caps to FEU, FAU, FAC
Caps to Holder FEU, FEU (Med), FAU, FAC

slotted, 6.3 x 32 mm, black, IP 40 0031.1661

slotted, 5 x 20 mm, black, IP 40 0031.1663

slotted, 6.3 x 32 mm, grey, IP 40 0031.1666

Accessories



Cover FEU, FEU (Med)
Insulation Cover for FEU, FEU (Med)

Suitable to 0031.1653 0859.0041

Suitable for 0031.1673 and 0031.1681 0859.0042

Suitable to 0031.1694 0859.0043