

PRODUCT DATASHEET

SF BLKH 300 EM 15 W 4000 K BK IP65

SURFACE BULKHEAD 300 EMERGENCY | Robust wall and ceiling luminaire with IP65 protection and integrated emergency lighting function



AREAS OF APPLICATION

- Emergency illumination of escape routes
- Antipanic lighting
- Buildings requiring up to 3 h emergency light operation
- Direct replacement for luminaires with fluorescent lamps
- Corridors, stairways, entrance areas
- Passages, underpasses
- Public areas

PRODUCT BENEFITS

- Seamless integration of luminaires with emergency lighting function into general lighting
- Easy wiring thanks to included prewired driver and battery for Emergency lighting function
- Simple testing of luminaires with emergency lighting function thanks to integrated automatic test function
- Convenient visualization of results of automatic test with an included control LED
- Operation of integrated emergency lighting function with long life LiFePO4 battery with 3h battery discharge time
- High luminous efficacy in normal operation
- 3 years guarantee
- Suitable for use in dusty and damp locations thanks to high IP rating
- Suitable for use in public areas thanks to high IK rating
- Multiple mounting patterns for convenient installation
- Energy savings of up to 50 % (compared to luminaires that use fluorescent lamps)

PRODUCT FEATURES

- Certified according to European norms (EN 60598-1:2015; EN 60598-2-22:2014)



- Luminaire suited for normal lighting and emergency lighting
- Self-contained luminaires
- Emergency lighting function: battery discharge time of 3 h
- Function test of emergency lighting: automatic (AT)
- Battery technology: LiFePO4
- Ambient temperature in operation: 5°...+40 C
- UV-stabilized polycarbonate (PC) housing, PC-diffuser
- Impact resistance: IK10
- Push wire terminal for tool-free connection
- Through-wiring possible
- Type of protection: IP65

TECHNICAL DATA

Electrical data

Nominal wattage	15.20 W
Operating mode	Integrated LED driver
Nominal voltage	220...240 V
Power factor λ	≥ 0.5
Mains frequency	50/60 Hz
Max. no. of lum. on circuit break. B16 A	94
Max. no. of lum. on circuit break. C10 A	75
Max. no. of lum. on circuit break. C16 A	120
Inrush current	4.52 A
Total harmonic distortion	< 10 %
Wattage in emergency operation mode	3.0 W
Nominal voltage of battery	3.2 V
Wattage in maintained operation mode	15.20 W
Inrush current time T_{h50}	50 μ s

Luminaire control gear data

Low flicker	Yes
-------------	-----

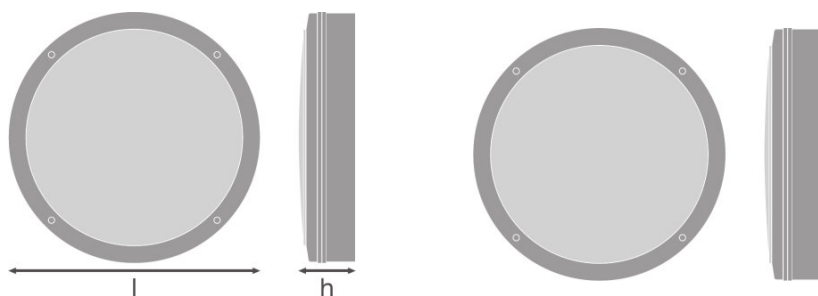
Photometrical data

Color temperature	4000 K
Luminous flux	1400 lm
Luminous efficacy	93 lm/W
Standard deviation of color matching	<5 sdc _m
Light color (designation)	Cool White
Color rendering index Ra	>80

Light technical data

Beam angle	120 °
------------	-------

Dimensions & weight



Diameter	308.0 mm
Height	70.0 mm
Product weight	940.00 g

Colors & materials

Body material	Polycarbonate (PC)
Product color	Black
Housing color	Black
Cover material	Polycarbonate (PC)

Temperatures & operating conditions

Ambient temperature range	+5...+40 °C
----------------------------------	-------------

Lifespan

Number of switching cycles	100000
Lifespan L70/B50 at 25 °C	50000 h
Lifespan L80/B10 at 25 °C	35000 h
Lifespan L90/B10 at 25 °C	20000 h

Additional product data

Mounting type	Surface
Mounting location	Ceiling / Wall
Low flicker	Yes
Product remark	Available from March 2020

Capabilities

Dimmable	No
Type of connection	Screwless terminal
Type of emergency operation test	Automatic

Integrated test switch	No
LED module replaceable	Not replaceable

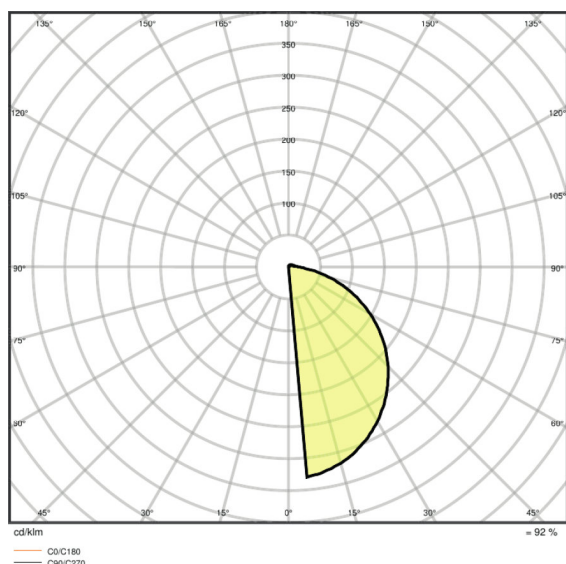
Certificates & standards

Protection class IK (shock resistance)	IK10
Glow Wire Test according to IEC 60695-2-12	850 °C
Photobiological safety group EN62778	RG 0
Protection class	II
Type of protection	IP65
Standards	CE/CB/ROHS

Logistical data

Temperature range at storage	5...+35 °C
-------------------------------------	------------

Light Distribution



LDC typ polar

EQUIPMENT / ACCESSORIES


- Additional cover rings in different designs available
- Mounting screws and dowels included

LOGISTICAL DATA

Product code	Packaging unit (Pieces/Unit)	Dimensions (length x width x height)	Gross weight	Volume
4058075375383	Folding carton box 1	74 mm x 322 mm x 312 mm	1045.00 g	7.43 dm ³
4058075375390	Shipping carton box 8	650 mm x 335 mm x 315 mm	9081.00 g	68.59 dm ³

The mentioned product code describes the smallest quantity unit which can be ordered. One shipping unit can contain one or more single products. When placing an order, for the quantity please enter single or multiples of a shipping unit.

ADDITIONAL CATALOG INFORMATION



REFERENCES / LINKS

For Guarantee see
 ▶ www.ledvance.com/guarantee

DISCLAIMER

Subject to change without notice. Errors and omission excepted. Always make sure to use the most recent release.