

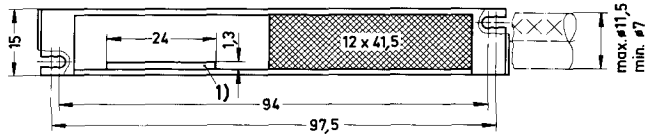
Shell housings

Identification Part No. Drawing Dimensions in mm

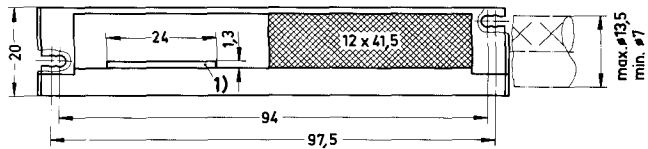
Shell housing

B

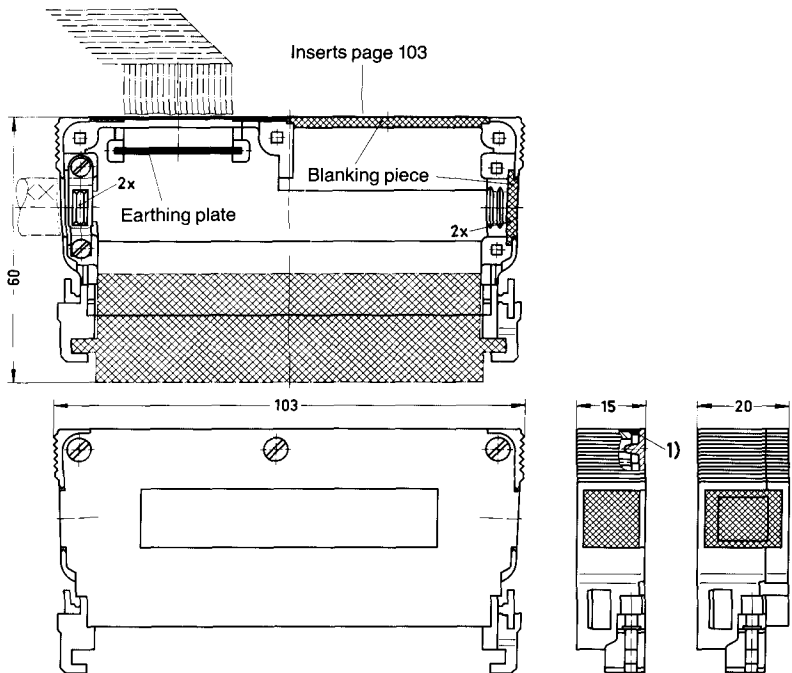
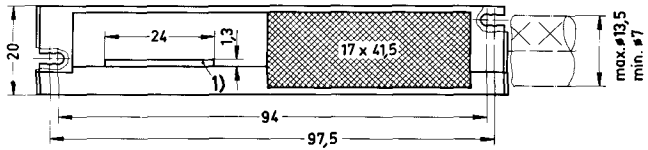
15 mm
09 06 048 0503




20 mm
09 06 048 0504



20 mm
09 06 048 0505




1) Possible access for flat cable (18 x Ø 1.27). Blanking piece must be removed



Accessories for shell housings B

Identification	Part No.	Drawing	Dimensions in mm
Locking lever for shell housings B 09 06 048 0503 09 06 048 0504 09 06 048 0505	09 06 000 9913 ¹⁾ left 09 06 000 9913 right 09 06 000 9919		
Locking screws 09 06 048 0503 09 06 048 0504 09 06 048 0505	09 06 000 9926 ¹⁾		
Fixing brackets for male connectors for 19" racks acc. to DIN 41 494 P. 5 09 06 048 0503 09 06 048 0504 09 06 048 0505	left 09 06 000 9907 right 09 06 000 9908		
Multiple fixing 09 06 048 0503 09 06 048 0504 09 06 048 0505	left 09 06 000 9909 right 09 06 000 9910		
Single fixing 09 06 048 0503 09 06 048 0504 09 06 048 0505	09 06 000 9929		
Protection strip 09 06 048 0503 09 06 048 0504 09 06 048 0505	09 06 000 9909 09 06 000 9910		

Used with housings for front side access
 09 06 048 0504
 09 06 048 0505



Accessories for shell housings B

Identification	Part No.	Drawing	Dimensions in mm
Fixing brackets b for female connectors for 19" racks acc. to DIN 41 494 P. 5			
Multiple fixing	09 06 000 9933 ¹⁾		
Single fixing	left 09 06 000 9951 right 09 06 000 9952		
¹⁾ Order 2 pieces for one female connector			
Round cable insert b 2 x Ø 10	for shell housing B 09 06 048 0503 09 06 048 0504		
Round cable insert b 2 x Ø 12,5	for shell housing B 09 06 048 0505		
Flat cable insert b	for shell housing B 09 06 048 0503 09 06 048 0504		
²⁾ Order 2 pieces for one shell housing			
Insert for LED b	for shell housing B 09 06 048 0505		