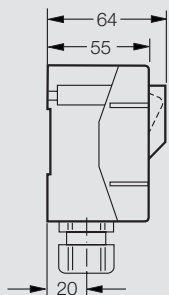
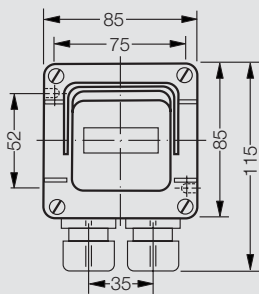
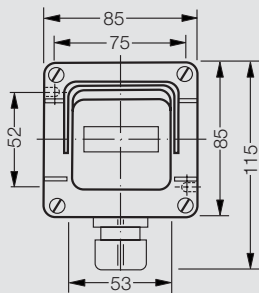


Switch/Pushbutton

EX - INSTALLATION SWITCH

Ex-installation switches and Ex-pushbuttons

5.9



Switch/pushbutton

Technical data

Ex-installation switches and Ex-pushbuttons

Marking to 94/9/EC	⊕ II 2 G ⊕ II 2 D T 67 °C
Type of protection	EEx de IIC T6
EC-Type Examination Certificate	PTB 98 ATEX 3121
Enclosure material	polyamide
Degree of protection to EN 60529	IP 66
Rated voltage	250 V~
Rated current	16 A
Cable entry ¹⁾	EEx-e cable entries M25 for cables from Ø 8 - 17 mm
Connecting terminals	Switch terminals: 2 x 2.5 mm ² PE terminals: 4 x 2.5 mm ²
Weight	0.32 kg

Ordering details

Type	Contact arrangement	Cable entry ¹⁾	Order No.
ON-OFF switch 2-pole	↑ ↑	1 x M25	GHG 273 2000 R0017
	↑ ↓	2 x M25	GHG 273 2000 R0018
	L L(N)	2 x M20*	GHG 273 2000 R0003
Change-over switch	↑ ↑	1 x M25	GHG 273 6000 R0011
	L L(N)	2 x M20*	GHG 273 6000 R0003
Pushbutton	↑ ↑	1 x M25	GHG 273 4000 R0004

*only threaded hole

¹⁾ Base enclosure can be rotated afterwards (entry from top or down)

Other versions available on request

Fixing material and accessories see page 5.62 pp.

