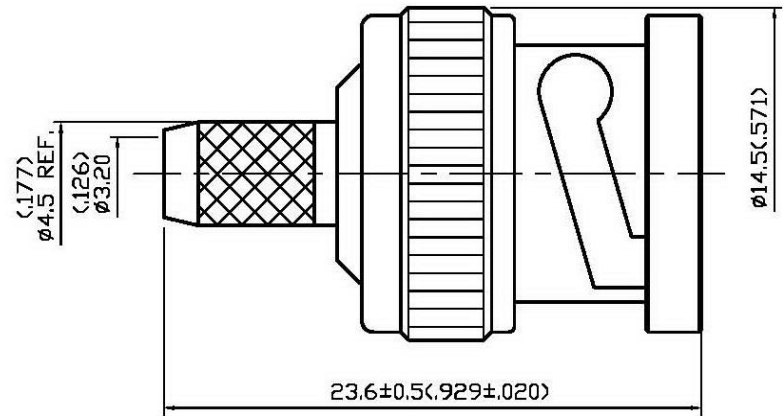
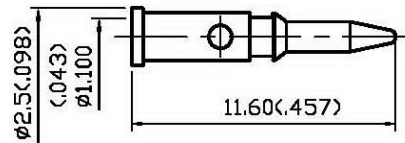


NO	DESCRIPTION	DATE
⚠	WORKING VOLTAGE → VOLTAGE RATING DEL. PROOF VOLTAGE	11.27.12'



1.0 ELECTRICAL

- 1.1 FREQUENCY RANGE: DC-4 GHz
- 1.2 NOMINAL IMPEDANCE: 50 OHMS
- 1.3 VOLTAGE RATING: 500 VOLTS MAX. ⚠
- 1.4 VSWR: 1.5 MAX.

2.0 MATERIALS

- 2.1 BODIES: BRASS PER JIS-C3604
- 2.2 CENTER CONTACT: BRASS PER JIS-C3604
- 2.3 INSULATION: TEFLON PER ASTM D1457 AND ASTM D1710
- 2.4 CRIMP FERRULE: BRASS PER JIS-C2700

3.0 FINISHES AND OTHERS

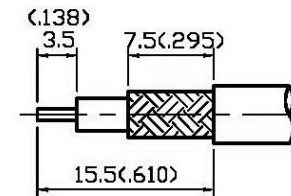
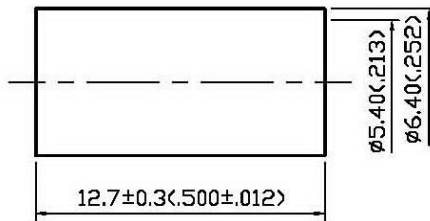
- 3.1 SEE BELOW TABLE FOR DETAILS.

4.0 MECHANICAL

- 4.1 INTERFACE IN ACCORDANCE WITH: MIL-STD-348A
- 4.2 FOR USE WITH RG58U OR SIMILAR STYLE CABLE
- 4.3 CABLE ATTACHMENT: OUTER: CRIMP, INNER: SOLDER/CRIMP
- 4.4 CRIMP SIZE REQUIRED: CONTACT: 1.8(.071) HEX. CRIMP TOOL
FERRULE: 5.5(.216) HEX. CRIMP TOOL

5.0 ENVIRONMENTAL

- 5.1 OPERATING TEMPERATURE RANGE: -20° C TO +80° C



STRIPPING DIMENSION

9	CENTER CONTACT	BRASS	1	GOLD
8	CRIMP FERRULE	BRASS	1	NICKEL
7	SHELL	ZINC	1	NICKEL
6	INSULATION	TEFLON	1	NONE
5	GASKET	RUBBER	1	RED
4	WASHER	BRASS	1	NICKEL
3	SPRING WASHER	SK-5	1	NICKEL
2	WASHER	BRASS	1	NICKEL
1	BODY	BRASS	1	NICKEL 100μ" MIN.
NO	DESCRIPTION	MATERIAL	Q'TY	FINISH

APPROVED

by _____ DATE: _____



DESCRIPTION		BNC STRAIGHT PLUG CRIMP	
製圖	DRAWN <i>Kristina</i>	TOLERANCE	品名
檢圖	CHECK <i>Ivan</i>	.X ±0.2	13-10-1 T.G.Z 58U
認定	APPROVAL <i>Angela</i>	.XX ±0.1	DATE
	ANGLE ±5°	.XXX ±0.05	06.11.92'
			版次
			C-1
		單位	REV.
		mm(in)	
		比例	
		4:1	
		DWG.NO.	
		13-0074	