

Illuminated pushbutton, 22 mm, round, plastic with metal front ring, yellow, pushbutton, flat, momentary contact type, with holder, 1 NO+1 NC, LED module with integrated LED 110 V AC, screw terminal



<b>Product brand name</b>	SIRIUS ACT
<b>Product designation</b>	Illuminated pushbuttons
<b>Design of the product</b>	Complete unit
<b>Product type designation</b>	3SU1
<b>Manufacturer's article number</b>	
<ul style="list-style-type: none"> <li>• 1 of supplied contact module</li> <li>• of supplied LED module</li> <li>• of the supplied holder</li> <li>• of the supplied actuator</li> </ul>	<a href="#">3SU1400-1AA10-1FA0</a> <a href="#">3SU1401-1BC30-1AA0</a> <a href="#">3SU1500-0AA10-0AA0</a> <a href="#">3SU1031-0AB30-0AA0</a>
<b>Number of command points</b>	1

Actuator	
<b>Design of the operating mechanism</b>	Button, flat
<b>Manner of function of the actuating element</b>	momentary contact type
<b>Product extension optional Light source</b>	Yes
<b>Color</b>	
<ul style="list-style-type: none"> <li>• of the actuating element</li> </ul>	yellow
<b>Material of the actuating element</b>	plastic
<b>Shape of the actuating element</b>	round
<b>Outer diameter of the actuating element</b>	29.45 mm

Number of contact modules	1
<b>Front ring</b>	
Product component front ring	Yes
Design of the front ring	Standard
Material of the front ring	Metal, matt
Color of the front ring	sand gray
<b>Holder</b>	
Material of the holder	Plastic
<b>Display</b>	
Number of LED modules	1
<b>General technical data</b>	
<b>Product function</b>	
• positive opening	Yes
<b>Product component</b>	
• Light source	Yes
<b>Insulation voltage</b>	
• rated value	320 V
<b>Degree of pollution</b>	3
<b>Type of voltage</b>	
• of the operating voltage	AC/DC
<b>Surge voltage resistance rated value</b>	4 kV
<b>Protection class IP</b>	IP66, IP67, IP69(IP69K)
• of the terminal	IP20
<b>Degree of protection NEMA rating</b>	NEMA 1, 2, 3, 3R, 4, 4X, 12, 13
<b>Shock resistance</b>	
• acc. to IEC 60068-2-27	Sinusoidal half-wave 50 g / 11 ms
• for railway applications acc. to DIN EN 61373	Category 1, Class B
<b>Operating frequency maximum</b>	3 600 1/h
<b>Mechanical service life (switching cycles)</b>	
• typical	3 000 000
<b>Electrical endurance (switching cycles)</b>	
• typical	10 000 000
<b>Thermal current</b>	10 A
<b>Reference code acc. to DIN EN 81346-2</b>	S
<b>Reference code acc. to DIN EN 61346-2</b>	S
<b>Continuous current of the C characteristic MCB</b>	10 A; for a short-circuit current smaller than 400 A
<b>Continuous current of the quick DIAZED fuse link</b>	10 A
<b>Continuous current of the DIAZED fuse link gG</b>	10 A
<b>Operating voltage</b>	
• at AC	
— at 50 Hz rated value	5 ... 500 V

- at 60 Hz rated value
- at DC
- rated value

5 ... 500 V

5 ... 500 V

## Power Electronics

<b>Contact reliability</b>	One maloperation per 100 million (17 V, 5 mA), one maloperation per 10 million (5 V, 1 mA)
----------------------------	--

## Supply voltage

<b>Type of voltage of the supply voltage</b>	AC
• of the light source	
<b>Supply voltage of the light source at AC</b>	
• at 50 Hz rated value	110 V
• at 60 Hz rated value	110 V

## Control circuit/ Control

<b>Inrush current of LED module maximum</b>	3 A
---	-----

## Auxiliary circuit

<b>Design of the contact of auxiliary contacts</b>	Silver alloy
<b>Number of NC contacts for auxiliary contacts</b>	1
<b>Number of NO contacts for auxiliary contacts</b>	1
<b>Number of CO contacts</b>	
• for auxiliary contacts	0

## Connections/Terminals

<b>Type of electrical connection</b>	Screw-type terminal
• of modules and accessories	
<b>Type of connectable conductor cross-sections</b>	
• solid with core end processing	2x (0.5 ... 0.75 mm <sup>2</sup> )
• solid without core end processing	2x (1.0 ... 1.5 mm <sup>2</sup> )
• finely stranded with core end processing	2x (0.5 ... 1.5 mm <sup>2</sup> )
• finely stranded without core end processing	2x (1,0 ... 1,5 mm <sup>2</sup> )
• at AWG conductors	2x (18 ... 14)
<b>Tightening torque of the screws in the bracket</b>	1 ... 1.2 N·m
<b>Tightening torque</b>	
• with screw-type terminals	0.8 ... 0.9 N·m

## Lamp

<b>Type of light source</b>	LED
<b>Color of the light source</b>	yellow
<b>Light intensity</b>	900 ... 1 400 mcd

## Ambient conditions

<b>Ambient temperature</b>	
• during operation	-25 ... +70 °C
• during storage	-40 ... +80 °C

Environmental category during operation acc. to IEC 60721	3M6, 3S2, 3B2, 3K6 (with relative air humidity of 10 ... 95 %, no condensation in operation permitted for all devices behind front panel)
---	---

### Installation/ mounting/ dimensions

<b>Mounting type</b>	front mounting
• of modules and accessories	Front plate mounting
<b>Height</b>	40 mm
<b>Width</b>	30 mm
<b>Shape of the installation opening</b>	round
<b>Mounting diameter</b>	22.3 mm
<b>Positive tolerance of installation diameter</b>	0.4 mm
<b>Mounting height</b>	11 mm
<b>Installation width</b>	29.5 mm
<b>Installation depth</b>	71.7 mm


### Certificates/approvals

General Product Approval			Declaration of Conformity		
					<a href="#">Miscellaneous</a>
CCC	CSA	UL		EG-Konf.	

Test Certificates	Marine / Shipping
-------------------	-------------------

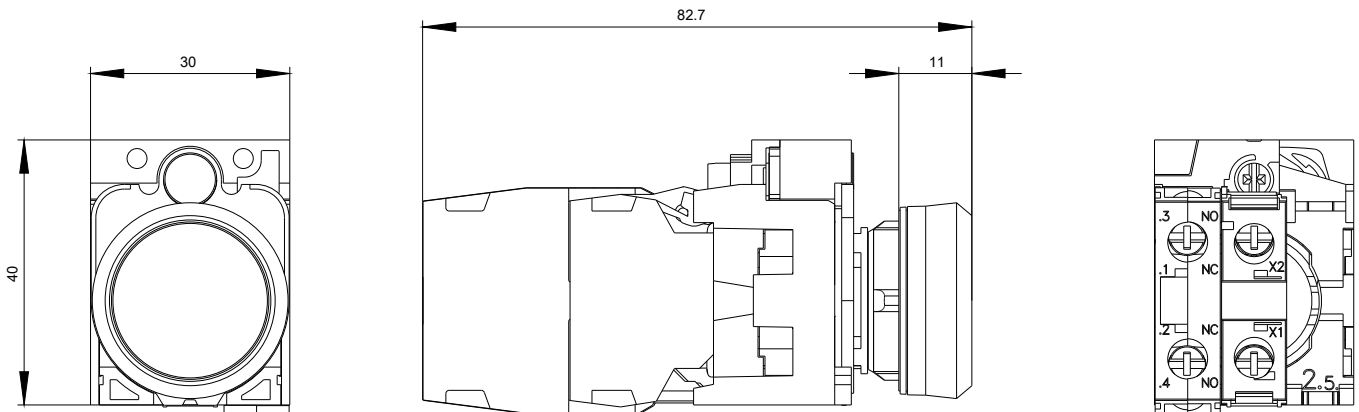
<a href="#">Type Test Certificates/Test Report</a>					
	ABS	LRS	PRS	RINA	RMRS

Marine / Shipping	other
-------------------	-------

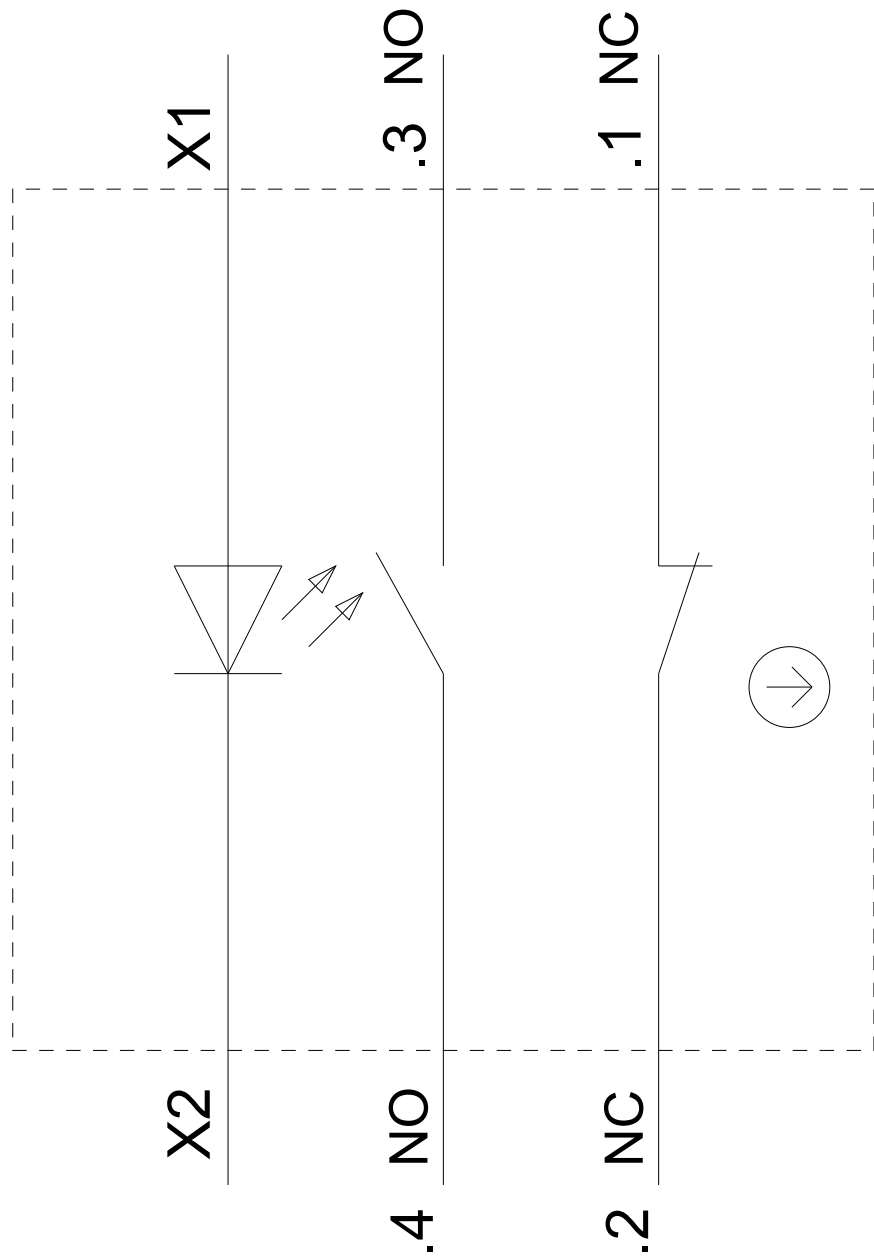
	<a href="#">Confirmation</a>
---	------------------------------

### Further information

- Information- and Downloadcenter (Catalogs, Brochures,...)**  
<http://www.siemens.com/industrial-controls/catalogs>
- Industry Mall (Online ordering system)**  
<https://mall.industry.siemens.com/mall/en/en/Catalog/product?mlfb=3SU1133-0AB30-1FA0>
- Cax online generator**  
<http://support.automation.siemens.com/WW/CAXorder/default.aspx?lang=en&mlfb=3SU1133-0AB30-1FA0>
- Service&Support (Manuals, Certificates, Characteristics, FAQs,...)**  
<https://support.industry.siemens.com/cs/ww/en/ps/3SU1133-0AB30-1FA0>



110 V AC  
-P



last modified:

09/12/2019