

1969588-5 ✓ ACTIVE

Economy Power 2.5

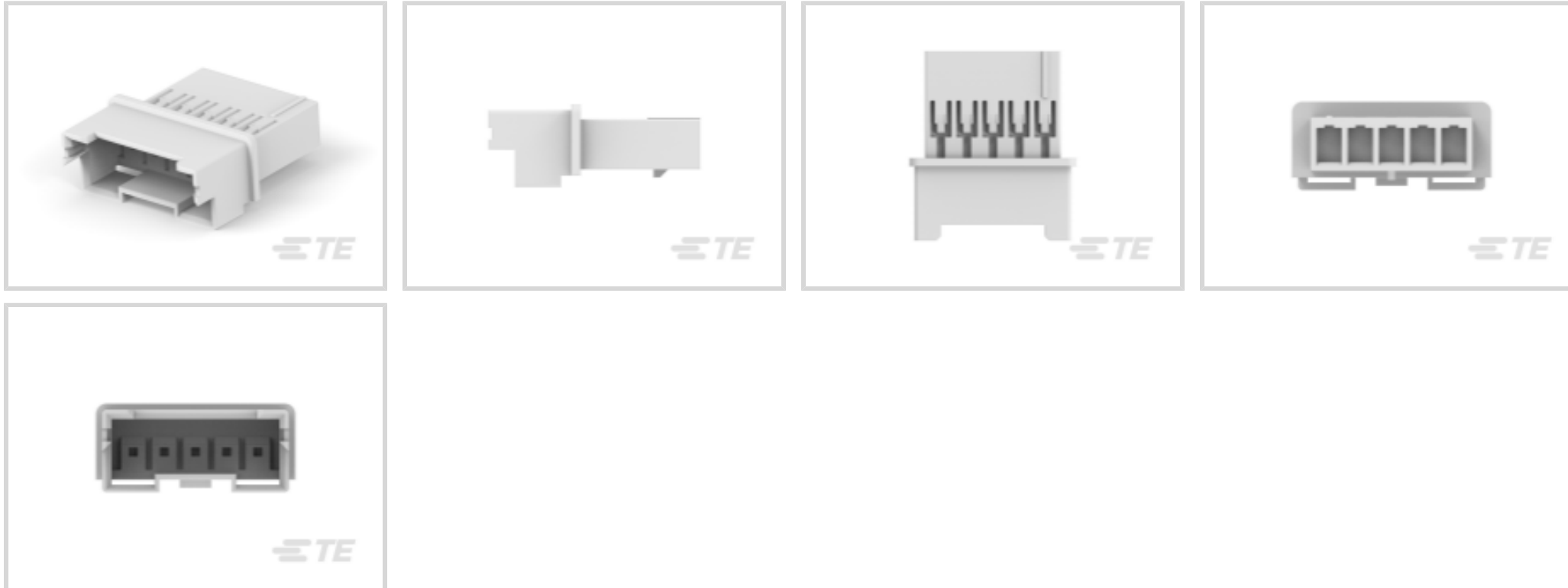
TE Internal #: 1969588-5

5 Position, Receptacle, Housing, Crimp, Wire-to-Wire, UL 94V-0, 2.5 mm [.098 in] Centerline, 1 Row, 250 VAC, Wire & Cable, Economy Power 2.5

[View on TE.com >](#)



Connectors > Rectangular Connectors > Standard Rectangular Connectors



Connector Product Type: **Housing**

Connector & Housing Type: **Receptacle**

Mating Retention: **With**

Mating Retention Type: **Latch**

Termination Method to Wire & Cable: **Crimp**

Features

Product Type Features

Connector Product Type	Housing
Connector & Housing Type	Receptacle
Connector System	Wire-to-Wire
Sealable	No
Connector & Contact Terminates To	Wire & Cable

Configuration Features

Number of Positions	5
Number of Rows	1

Electrical Characteristics

Operating Voltage	250 VAC
-------------------	---------

Body Features

Primary Product Color	Natural
-----------------------	---------

Contact Features

--	--



Contact Base Material	Brass
Contact Type	Pin
Contact Current Rating (Max)	7.5 A

Termination Features

Termination Method to Wire & Cable	Crimp
------------------------------------	-------

Mechanical Attachment

Strain Relief	Without
Panel Mount Feature	Without
Mating Retention	With
Mating Retention Type	Latch
Connector Mounting Type	Cable Mount (Free-Hanging)

Housing Features

Housing Entry Configuration	Both Ends Closed
Centerline (Pitch)	2.5 mm [.098 in]
Housing Material	Nylon GF

Dimensions

Compatible Insulation Diameter Range	1.3 – 1.7 mm [.051 – .067 in]
Connector Width	18.17 mm [.715 in]
Connector Height	6.6 mm [.26 in]
Connector Length	15 mm [.591 in]
Wire Size	.13 – .33 mm ²

Usage Conditions

Operating Temperature Range	-25 – 105 °C [-13 – 221 °F]
-----------------------------	-----------------------------

Operation/Application

Circuit Application	Power & Signal
---------------------	----------------

Industry Standards

UL Flammability Rating	UL 94V-0
Glow Wire Rating	Standard Part - Not Glow Wire

Packaging Features

Packaging Quantity	350
Packaging Method	Bag



Product Compliance

[For compliance documentation, visit the product page on TE.com>](#)

EU RoHS Directive 2011/65/EU	Compliant
EU ELV Directive 2000/53/EC	Compliant
China RoHS 2 Directive MIIT Order No 32, 2016	No Restricted Materials Above Threshold
EU REACH Regulation (EC) No. 1907/2006	Current ECHA Candidate List: JUNE 2025 (250) Candidate List Declared Against: JUNE 2025 (250) Does not contain REACH SVHC
Halogen Content	Low Halogen - Br, Cl, F < 900 ppm per homogenous material. Also BFR/CFR/PVC Free
Solder Process Capability	Not reviewed for solder process capability

Product Compliance Disclaimer

This information is provided based on reasonable inquiry of our suppliers and represents our current actual knowledge based on the information they provided. This information is subject to change. The part numbers that TE has identified as EU RoHS compliant have a maximum concentration of 0.1% by weight in homogenous materials for lead, hexavalent chromium, mercury, PBB, PBDE, DBP, BBP, DEHP, DIBP, and 0.01% for cadmium, or qualify for an exemption to these limits as defined in the Annexes of Directive 2011/65/EU (RoHS2). Finished electrical and electronic equipment products will be CE marked as required by Directive 2011/65/EU. Components may not be CE marked. Additionally, the part numbers that TE has identified as EU ELV compliant have a maximum concentration of 0.1% by weight in homogenous materials for lead, hexavalent chromium, and mercury, and 0.01% for cadmium, or qualify for an exemption to these limits as defined in the Annexes of Directive 2000/53/EC (ELV). Regarding the REACH Regulation, the information TE provides on SVHC in articles for this part number is based on the latest European Chemicals Agency (ECHA) 'Guidance on requirements for substances in articles' posted at this URL: <https://echa.europa.eu/guidance-documents/guidance-on-reach>

Compatible Parts



TE Part # 1-1969588-3
HSG, REC, FREE-HANGING, SINGLE ROW, EP2.5



TE Part # 1969588-3
HSG, REC, FREE-HANGING, SINGLE ROW, EP2.5



TE Part # 1969588-2
HSG, REC, FREE-HANGING, SINGLE ROW, EP2.5



TE Part # 1-1969588-4
HSG, REC, FREE-HANGING, SINGLE ROW, EP2.5



TE Part # 1969588-6
HSG, REC, FREE-HANGING, SINGLE ROW,EP2.5



TE Part # 1969588-4
HSG, REC, FREE-HANGING, SINGLE ROW,EP2.5



TE Part # 1969588-9
HSG, REC, FREE-HANGING, SINGLE ROW,EP2.5



TE Part # 1-1969588-1
HSG, REC, FREE-HANGING, SINGLE ROW,EP2.5



TE Part # 1-1969588-5
HSG, REC, FREE-HANGING, SINGLE ROW,EP2.5



TE Part # 2482324-1
EXTRACTION TOOL



TE Part # 1969588-7
HSG, REC, FREE-HANGING, SINGLE ROW,EP2.5



TE Part # 2304185-5
EP2.5 SHROUDED HDR ASSY 5P VERT W/O BOSS



TE Part # 1-1969588-2
HSG, REC, FREE-HANGING, SINGLE ROW,EP2.5



TE Part # 1969588-8
HSG, REC, FREE-HANGING, SINGLE ROW,EP2.5




TE Part # 1969589-5
HSG, REC, FREE-HANG, GWT, SINGLE ROW,EP2.5




TE Part # 1-1969588-0
HSG, REC, FREE-HANGING, SINGLE ROW,EP2.5

Also in the Series | **Economy Power 2.5**




Connector Contacts(6)



Connector Hardware(49)




PCB Headers & Receptacles(533)




Rectangular Connector Housings(305)




Rectangular Power Connectors(835)



Standard Rectangular Connectors(305)



Wire-to-Board Connector Assemblies & Housings(134)

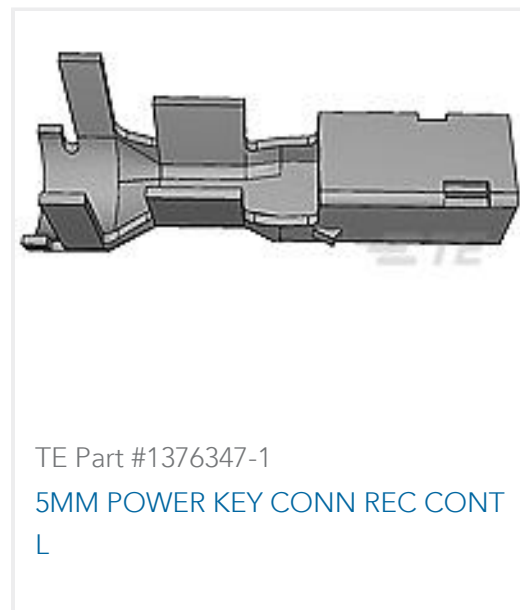


Wire-to-Board Headers & Receptacles (533)

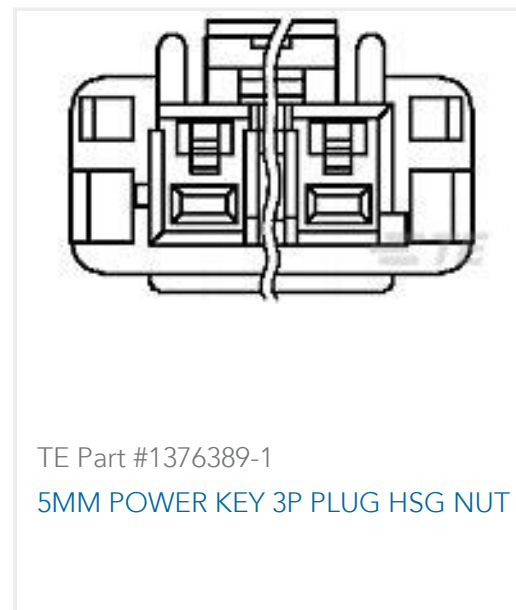
Customers Also Bought



TE Part #917709-1
2.5 SIGNAL D/LOCK D.L.P 13P



TE Part #1376347-1
5MM POWER KEY CONN REC CONT
L



TE Part #1376389-1
5MM POWER KEY 3P PLUG HSG NUT



TE Part #1376395-1
5MM POWER KEY D/L PLATE GREEN



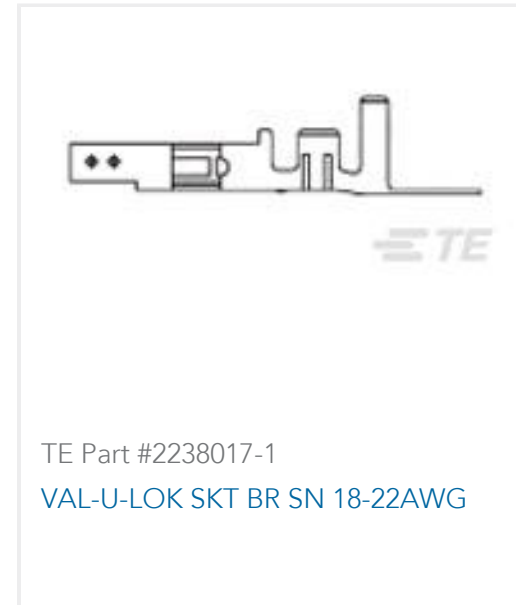
TE Part #1744423-1
EP 2.5 RCPT CONTACT, 24-20 AWG



TE Part #1969442-5
EP 2.5 TPA Housing, 5 Pos



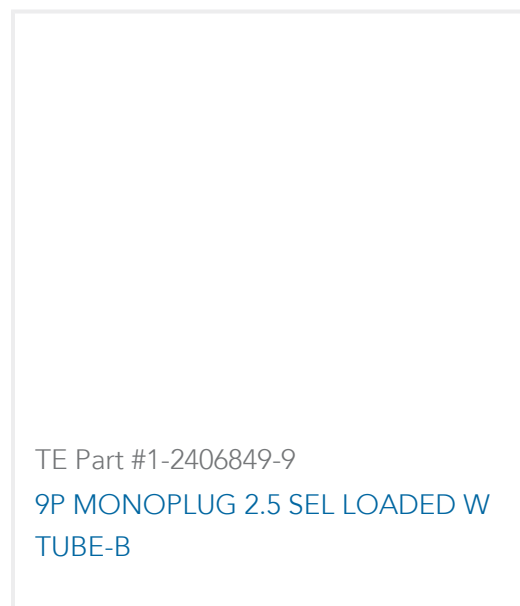
TE Part #2238007-1
TERMINAL, PIN, LANCELESS, 22-26
AWG, EP2



TE Part #2238017-1
VAL-U-LOK SKT BR SN 18-22AWG
AWG, EP2



TE Part #2321922-6
REAR WIRE SEAL 6PIN



TE Part #1-2406849-9
9P MONOPLUG 2.5 SEL LOADED W
TUBE-B

Documents

Product Drawings

HSG, REC, FREE-HANGING, SINGLE ROW, EP2.5

English

CAD Files

3D PDF

3D

Customer View Model

[ENG_CVM_CVM_1969588-5_B.2d_dxf.zip](#)

English

Customer View Model

[ENG_CVM_CVM_1969588-5_B.3d_igs.zip](#)

English

Customer View Model

[ENG_CVM_CVM_1969588-5_B.3d_stp.zip](#)

English

By downloading the CAD file I accept and agree to the [Terms and Conditions](#) of use.

Datasheets & Catalog Pages



[7-1773461-6_EP2.5_Connector_Series](#)

English

[Product Specifications](#)

[Application Specification](#)

English

[Instruction Sheets](#)

[Instruction Sheet \(U.S.\)](#)

English

[Agency Approvals](#)

[VDE Certificate](#)

English