




Connectors > PCB Connectors > PCB Headers & Receptacles > Header Assembly: Wire-to-Board, 5A, gold or tin plated



PCB Connector Type: **PCB Mount Header**

PCB Mount Orientation: **Vertical**

Connector System: **Wire-to-Board**

Number of Positions: **20**

Number of Rows: **2**

[All Header Assembly: Wire-to-Board, 5A, gold or tin plated \(89\)](#)

Features

Product Type Features

PCB Connector Type	PCB Mount Header
Connector System	Wire-to-Board
Header Type	Fully Shrouded
Sealable	No
Connector & Contact Terminates To	Printed Circuit Board
Connector Product Type	Connector Assembly

Configuration Features

PCB Mount Orientation	Vertical
Number of Positions	20
Number of Rows	2

Body Features

Primary Product Color	Black
-----------------------	-------

Contact Features



Contact Mating Area Plating Material Finish	Matte
Contact Mating Area Plating Material Thickness	2 μm[80 μin]
Contact Mating Area Plating Material	Tin (Sn)
Contact Type	Pin
Contact Current Rating (Max)	5 A

Termination Features

Termination Method to PCB	Through Hole - Solder
---------------------------	-----------------------

Mechanical Attachment

Mating Retention	With
PCB Mount Retention Type	Retention Leg
Mating Alignment Type	Keyed
PCB Mount Retention	With
PCB Mount Alignment	Without
Connector Mounting Type	Board Mount
Mating Alignment	With

Housing Features

Housing Material	Polyester GF
Centerline (Pitch)	2.5 mm[.099 in]

Usage Conditions

Operating Temperature Range	-55 – 105 °C[-67 – 221 °F]
-----------------------------	----------------------------

Industry Standards

UL Flammability Rating	UL 94V-0
------------------------	----------

Packaging Features

Packaging Method	Box, Tube
------------------	-----------

Product Compliance

For compliance documentation, visit the product page on TE.com>

EU RoHS Directive 2011/65/EU	Compliant
EU ELV Directive 2000/53/EC	Compliant
China RoHS 2 Directive MIIT Order No 32, 2016	No Restricted Materials Above Threshold
EU REACH Regulation (EC) No. 1907/2006	Current ECHA Candidate List: JAN 2025 (247)



Candidate List Declared Against: JAN 2025
(247)
Does not contain REACH SVHC

Halogen Content	Not Low Halogen - contains Br or Cl > 900 ppm.
-----------------	--

Solder Process CapabilityWave solder capable to 265°C

Product Compliance Disclaimer

This information is provided based on reasonable inquiry of our suppliers and represents our current actual knowledge based on the information they provided. This information is subject to change. The part numbers that TE has identified as EU RoHS compliant have a maximum concentration of 0.1% by weight in homogenous materials for lead, hexavalent chromium, mercury, PBB, PBDE, DBP, BBP, DEHP, DIBP, and 0.01% for cadmium, or qualify for an exemption to these limits as defined in the Annexes of Directive 2011/65/EU (RoHS2). Finished electrical and electronic equipment products will be CE marked as required by Directive 2011/65/EU. Components may not be CE marked. Additionally, the part numbers that TE has identified as EU ELV compliant have a maximum concentration of 0.1% by weight in homogenous materials for lead, hexavalent chromium, and mercury, and 0.01% for cadmium, or qualify for an exemption to these limits as defined in the Annexes of Directive 2000/53/EC (ELV). Regarding the REACH Regulation, the information TE provides on SVHC in articles for this part number is based on the latest European Chemicals Agency (ECHA) ‘Guidance on requirements for substances in articles’ posted at this URL: <https://echa.europa.eu/guidance-documents/guidance-on-reach>

Compatible Parts




TE Part # 1-1827864-0
DYNAMIC 1200D REC HSG 20P X
BLACK




TE Part # 1-2349949-0
D1200D REC HSG 20P X BK, PA9T


Also in the Series | Dynamic 1000 Series




Connector Contacts(40)



Connector Hardware(3)




Power Contacts(9)



Rectangular Connector Housings(121)



[Rectangular Power Connectors\(111\)](#)



[Standard Rectangular Connectors\(121\)](#)



[Wire-to-Board Connector Assemblies & Housings\(33\)](#)

Customers Also Bought

TE Part #2367819-2
DYNAMIC D1000SL TAB CONT M
AU0.2 PLATING

TE Part #1-2375951-2
DYNAMIC D1000 SLIM TAB HSG 2P X
KEY

TE Part #T2030032002-000
HEF-0.3(AWG26-22)

TE Part #T2040022060-000
HMF-6.0

TE Part #1-2379284-0
D1100 HDR ASSY H 20P XBLACK PRE-
TIN

TE Part #T2071064201-000
H6BP-T2-F DOCKING FRAME_FIXED

TE Part #1-2348455-3
DYNAMIC 1200D HDR ASSY H 6P
XBLACK TIN

TE Part #3-2366515-2
DYNAMIC D1000 SLIM REC HSG 12P
X KEY

TE Part #T2111042101-000
HMN-004-M

TE Part #T2071064101-000
H6BP-T2-M DOCKING
FRAME_FLOATING

Documents

Product Drawings

[DYNAMIC 1200D HDR ASSY V 20PXBLACK TIN](#)

English

CAD Files

[3D PDF](#)

3D

Customer View Model

[ENG_CVM_CVM_1-2348454-0_A.2d_dxf.zip](#)

1-2348454-0

PCB Mount Header, Vertical, Wire-to-Board, 20 Position, 2.5 mm [.099 in] Centerline, Fully Shrouded, Tin (Sn), Dynamic 1000 Series



English

Customer View Model

[ENG_CVM_CVM_1-2348454-0_A.3d_igs.zip](#)

English

Customer View Model

[ENG_CVM_CVM_1-2348454-0_A.3d_stp.zip](#)

English

By downloading the CAD file I accept and agree to the [Terms and Conditions](#) of use.

Product Specifications

Application Specification

English