

Series IC402 (Open Top)
Quad Flat Package (QFP) with 2-Point Contact Type

0.5mm Pitch

Specifications

Insulation Resistance: 1,000MΩ min. at 500V DC, pitch 0.5
1,000MΩ min. at 500V DC, pitch 0.65

Dielectric Withstanding Voltage: 100V AC for 1 minute, pitch 0.5
500V AC for 1 minute, pitch 0.65

Contact Resistance: 30mΩ max. at 10mA/20mV max.

Operating Temperature Range: -40°C to +150°C

Mating Cycles: 10,000 insertions min.


Contact Force: 20g to 45g per pin

Materials and Finish

Housing: Polyetherimide (PEI), glass-filled
Polyethersulphone (PES) glass-filled

Contacts: Beryllium Copper (BeCu)

Plating: Gold over Nickel



Part Number (Details)

IC402 - 100 4 - 002 *

Series No.

No. of Contact Pins

Number of Sides with Contacts

Design Number

Positioning Pin
N = Without Positioning Pin
P = With Positioning Pin

Series IC234 (Open Top)
Quad Flat Package (QFP) with Shoulder Contact Type

0.4 to 0.8mm Pitch

Specifications

Insulation Resistance: 1,000MΩ min. at 100V DC pitch 0.4, 0.5
1,000MΩ min. at 500V DC pitch 0.65, 0.8

Dielectric Withstanding Voltage: 100V AC for 1 minute pitch 0.4, 0.5
500V AC for 1 minute pitch 0.65
700V AC for 1 minute pitch 0.8

Contact Resistance: 30mΩ max. at 10mA/20mV max.

Operating Temperature Range: -40°C to +150°C

Contact Force: 20g to 80g per pin


Mating Cycles: 10,000 insertions min.

Materials and Finish

Housing: Polyetherimide (PEI), glass-filled
Polyethersulphone (PES) glass-filled

Contacts: Beryllium Copper (BeCu)

Plating: Gold over Nickel



Part Number (Details)

IC234 - 120 4 - 017 *

Series No.

No. of Contact Pins

Number of Sides with Contacts

Design Number

Positioning Pin
N = Without Positioning Pin
P = With Positioning Pin
K = Protection Key **

** Protection Key: Prevents IC from releasing during transportation

Series IC200 / IC201 / IC216 / IC217 / IC218 / IC248 (Open Top)
Quad Flat Packages (QFP)

0.5 to 0.8mm Pitch

Specifications

Insulation Resistance: 1,000MΩ min. at 500V DC or
1,000MΩ min. at 100V DC

Dielectric Withstanding Voltage: 100/500/700V AC for 1 minute

Contact Resistance: 30mΩ max. at 10mA/20mV max.

Operating Temperature Range: -40°C to +170°C and -40°C to +150°C

Contact Force: 20g to 80g per pin

Mating Cycles: 10,000 insertions min.


The information above is typical for this Series
for individual specifications please contact Yamaichi

Materials and Finish

Housing: Polyetherimide (PEI), glass-filled
Polyphenylenesulfide (PPS), glass-filled

Contacts: Beryllium Copper (BeCu)

Plating: Gold over Nickel



Part Number (Details)

IC200 - 128 4 - 001 * - *

Series No.

No. of Contact Pins

Number of Sides with Contacts

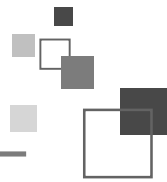
Design Number

Positioning Pin:
N = Without Positioning Pin
P = With Positioning Pin

Protection Key**
K = With Protection Key
Unmarked = Without Protection Key

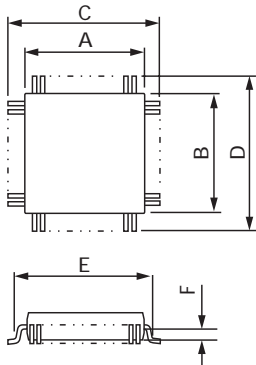
**Protection Key: Prevents IC from releasing during transportation

cont'd next page

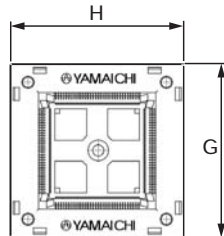


Applicable Dimensions

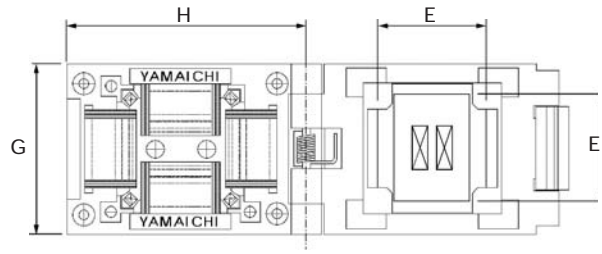
Outline IC Body Dimensions



Outline Open Top Socket Dimensions



Outline Clamshell Socket Dimensions



CL = Clamshell
OT = Open Top

0.40mm Pitch

Part Number	Pitch	Pin Count	IC Dimensions				Socket Dimensions G X H	Package Type	PCB Layout
			Body A x B	Tip-to-Tip C x D	Parallel Clamp E	1/2 - IC height F			
IC51-1204-1812	0.4	120	12.0 x 12.0	15.1 x 15.1			36.0 x 42.5	CL	
IC234-1284-043 *	0.4	128	14.0 x 14.0	16.0 x 16.0		0.562	34.0 x 34.0	OT	
IC234-1444-053 *	0.4	144	16.0 x 16.0	18.0 x 18.0		0.537	36.0 x 36.0	OT	
IC234-1564-038 *	0.4	156	14.0 x 14.0	16.0 x 16.0		0.67	38.0 x 44.0	OT	
IC234-1764-059 *	0.4	176	16.0 x 16.0	22.0 x 22.0		0.67	40.0 x 40.0	OT	
IC51-1764-1995	0.4	176	14.0 x 20.0	22.0 x 22.0	21.3		46.0 x 50.0	CL	
IC51-1764-1995-6	0.4	176	20.0 x 20.0	22.0 x 22.0	21.2		46.0 x 50.0	CL	
IC234-2164-050 *	0.4	216	20.0 x 20.0	26.0 x 26.0		0.67	44.0 x 44.0	OT	
IC234-2164-066-*	0.4	216	20.0 x 20.0	26.0 x 26.0		0.67	44.0 x 44.0	OT	
IC234-2564-020 *	0.4	256	28.0 x 28.0	30.0 x 30.0		1.40	48.0 x 48.0	OT	
IC234-2564-078 *	0.4	256	28.0 x 28.0	30.0 x 30.0		1.60	48.0 x 48.0	OT	
IC51-2564-1668	0.4	256	28.0 x 28.0	31.2 x 31.2	30.0		56.0 x 62.0	CL	
IC51-2564-1668-10	0.4	256	28.0 x 28.0	30.0 x 30.0	29.4		56.0 x 62.0	CL	
IC51-2564-1668-6	0.4	256	27.2 x 27.2	29.8 x 29.8	30.0		56.0 x 62.0	CL	

0.50mm Pitch

IC51-0324-805	0.5	32	5.0 x 5.0	7.0 x 7.0	6.2		28.0 x 31.0	CL	
IC234-0484-034 *	0.5	48	7.0 x 7.0	9.0 x 9.0		0.47	26.6 x 26.6	OT	
IC234-0484-039 *	0.5	48	5.0 x 5.0	9.0 x 9.0		0.7365	26.6 x 26.6	OT	
IC51-0484-806	0.5	48	7.0 x 7.0	9.0 x 9.0	8.2		29.0 x 32.0	CL	
IC51-0484-806-2	0.5	48	7.0 x 7.0	9.0 x 9.0	8.3		29.0 x 32.0	CL	
IC201-0644-003 *	0.5	64	10.0 x 10.0	12.0 x 12.0		0.70	30.0 x 36.0	OT	
IC201-0644-040 *	0.5	64	10.0 x 10.0	12.0 x 12.0		0.67	28.7 x 28.7	OT	
IC234-0644-027 *	0.5	64	10.0 x 10.0	12.0 x 12.0		0.66	29.6 x 29.6	OT	
IC51-0644-807	0.5	64	10.0 x 10.0	12.0 x 12.0	11.3		32.0 x 35.0	CL	
IC51-807 AC-15764	0.5	64	9.95 x 9.95	13.0 x 13.0	12.0		37.0 x 44.0	CL	
IC201-0804-014 *-*	0.5	80	12.0 x 12.0	14.0 x 14.0		0.62	29.0 x 29.0	OT	
IC201-0804-020 *-*	0.5	80	12.0 x 12.0	13.6 x 13.6		0.50	29.0 x 29.0	OT	
IC234-0804-011 *	0.5	80	12.0 x 12.0	14.0 x 14.0		0.45	29.0 x 29.0	OT	
IC234-0804-026 *	0.5	80	11.95 x 11.95	14.0 x 14.0		0.67	31.6 x 31.6	OT	
IC51-0804-808	0.5	80	12.0 x 12.0	14.0 x 14.0	13.3		34.0 x 37.0	CL	
IC51-0804-808-2	0.5	80	12.0 x 12.0	14.0 x 14.0	13.2		34.0 x 37.0	CL	
IC51-0804-808-4	0.5	80	12.0 x 12.0	14.0 x 14.0	13.4		34.0 x 37.0	CL	
IC201-1004-008 *-*	0.5	100	14.0 x 14.0	16.0 x 16.0		0.66	32.2 x 31.0	OT	
IC201-1004-043 *	0.5	100	14.0 x 14.0	16.0 x 16.0		0.45	31.0 x 31.0	OT	
IC201-1004-016 *-*	0.5	100	14.0 x 20.0	17.9 x 23.9		1.28	32.9 x 38.9	OT	
IC234-1004-023 *	0.5	100	14.0 x 14.0	16.0 x 16.0		0.67	33.6 x 33.6	OT	
IC51-1004-809	0.5	100	14.0 x 14.0	16.0 x 16.0	15.3		39.0 x 39.0	CL	

Click on radio button for PCB dimensions

Click on radio button for PCB dimensions

0.50mm Pitch (cont'd)

Part Numbers	Pitch	Pin Count	A x B	C x D	E	F	G x H	Type	PCB's
IC51-1004-809-14	0.5	100	14.0 x 14.0	16.0 x 16.0	15.3		39.0 x 39.0	CL	
IC51-1004-809-2	0.5	100	14.0 x 14.0	16.0 x 16.0	15.3		39.0 x 39.0	CL	
IC51-1004-809-6	0.5	100	14.0 x 14.0	16.0 x 16.0	15.3		39.0 x 39.0	CL	
IC201-1204-017 *-*	0.5	120	16.0 x 16.0	18.4 x 18.4		0.95	33.4 x 33.4	OT	
IC234-1204-058 *	0.5	120	16.0 x 16.0	18.0 x 18.0		0.67	35.6 x 35.6	OT	
IC51-1204-1652	0.5	120	16.0 x 16.0	18.0 x 18.0	17.6		40.0 x 43.0	CL	
IC201-026 KS-13784	0.5	128	20.0 x 20.0	22.0 x 22.0		0.685	37.0 x 36.7	OT	
IC248-1284-007 *-*	0.5	128	14.0 x 20.0	16.0 x 22.0		0.67	37.4 x 43.4	OT	
IC51-1284-1433	0.5	128	14.0 x 20.0	16.0 x 22.0	15.2 x 21.2		60.0 x 58.0	CL	
IC51-1284-1433-10	0.5	128	14.0 x 20.0	17.2 x 23.2	16.4 x 22.4		60.0 x 58.0	CL	
IC201-006 AC-04462	0.5	144	28.0 x 28.0	31.2 x 31.2		1.65	46.2 x 46.2	OT	
IC201-1444-026 *-2	0.5	144	20.0 x 20.0	22.0 x 22.0		0.685	37.0 x 37.0	OT	
IC201-1444-034 *	0.5	144	20.0 x 20.0	22.0 x 22.0		0.65	37.0 x 37.0	OT	
IC234-1444-016 *	0.5	144	20.0 x 20.0	22.0 x 22.0		0.837	37.0 x 37.0	CL	
IC402-1444-003*	0.5	144	20.0 x 20.0	22.0 x 22.0	21.3 x 21.3	0.8	30.0 x 30.0	OT	
IC51-1444-1354	0.5	144	20.0 x 20.0	22.0 x 22.0	21.3 x 21.3		43.0 x 47.0	CL	
IC51-1444-1354-7	0.5	144	20.0 x 20.0	22.0 x 22.0	21.3 x 21.3		43.0 x 47.0	CL	
IC51-1604-1350	0.5	160	24.0 x 24.0	26.0 x 26.0	25.3		46.0 x 50.0	CL	
IC217-1764-004 *-*	0.5	176	24.0 x 24.0	26.0 x 26.0		2.13	52.0 x 62.0	OT	
IC234-1764-002 *	0.5	176	24.0 x 24.0	26.0 x 26.0		1.00	46.0 x 46.0	OT	
IC234-1764-005 *	0.5	176	24.0 x 24.0	26.0 x 26.0		1.00	46.0 x 46.0	OT	
IC51-1764-1505	0.5	176	24.0 x 24.0	25.0 x 25.0	25.3		46.0 x 50.0	CL	
IC51-1764-1505-10	0.5	176	24.0 x 24.0	25.4 x 25.4	25.3		46.0 x 50.0	CL	
IC51-1764-1505-5	0.5	176	24.0 x 24.0	26.0 x 26.0	25.3		46.0 x 50.0	CL	
IC200-2084-009 *-*	0.5	208	28.0 x 28.0	31.2 x 31.2		1.40	51.2 x 52.2	OT	
IC200-2084-010 *-*	0.5	208	28.0 x 28.0	30.6 x 30.6		1.40	50.6 x 50.6	OT	
IC201-2084-001 *-*	0.5	208	28.0 x 28.0	30.0 x 30.0		1.50	45.0 x 45.0	OT	
IC201-2084-029 *	0.5	208	28.0 x 28.0	30.6 x 30.6		1.67	45.6 x 45.6	OT	
IC51-2084-1052-*	0.5	208	28.0 x 28.0				52.0 x 58.0	CL	
IC51-2084-1509	0.5	208	27.72 x 27.72	29.8 x 29.8	29.8		52.0 x 58.0	CL	
IC217-2404-007 *	0.5	240	32.0 x 32.0	34.6 x 34.6		1.75	56.1 x 56.1	OT	
IC234-2404-030 *	0.5	240	32.0 x 32.0	34.6 x 34.6		1.56	51.6 x 51.6	OT	
IC51-2404-1655-2	0.5	240	32.0 x 32.0	33.6 x 33.6	33.8		56.0 x 62.0	CL	
IC201-2564-002 *-*-2	0.5	256	28.0 x 40.0	30.6 x 40.6		1.50	45.6 x 57.6	OT	
IC51-2724-1727	0.5	272	35.92 x 35.92	37.4 x 37.4	37.6		58.0 x 72.0	CL	
IC201-3044-004 *-*	0.5	304	40.0 x 40.0	42.6 x 42.6		1.50	57.6 x 57.6	OT	
IC51-3044-1471-2	0.5	304	39.95 x 39.95	41.4 x 41.4	41.9		66.0 x 72.0	CL	
IC51-3044-1471-5	0.5	304	39.64 x 39.64	42.6 x 42.6	41.9		66.0 x 72.0	CL	

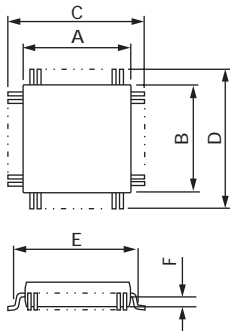
Click on radio button for PCB dimensions

Click on radio button for PCB dimensions

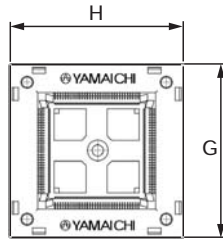
0.635mm Pitch

IC211-0844-001 *-*	0.635	84	20.4 x 20.4	19.8 x 19.8			39.8 x 39.8	OT	
IC211-1004-004 *-*	0.635	100	22.94 x 22.94	22.4 x 22.4			42.4 x 42.4	OT	
IC51-1004-827	0.635	100	22.86 x 22.86	22.35 x 22.35			47.5 x 34.0	OT	
IC211-1324-002 *-*	0.635	132	28.02 x 28.02	27.4 x 27.4			47.4 x 47.4	OT	
IC51-1324-828	0.635	132	27.94 x 27.94	27.43 x 27.43			53.5 x 40.0	OT	

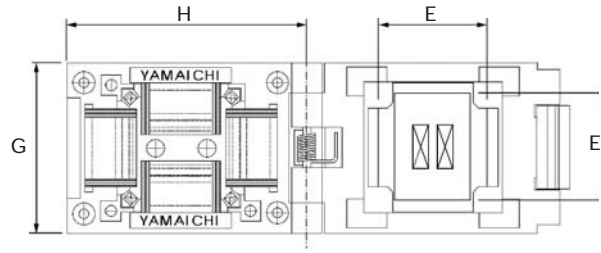
Click on radio button for PCB dimensions



Outline Open Top
Socket Dimensions



Outline Clamshell
Socket Dimensions



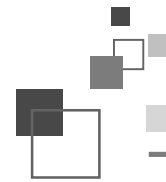
0.65mm Pitch

CL = Clamshell OT = Open Top

Part Number	Pitch	Pin Count	IC Dimensions				Socket Dimensions G X H	Package Type	PCB Layout
			Body A x B	Tip-to-Tip C x D	Parallel Clamp E	1/2 - IC height F			
IC51-0484-652	0.65	48	6.0 x 9.0	7.4 x 8.8	7.0		34.0 x 34.5	CL	
IC234-0564-084 *	0.65	56	10.0 x 10.0	12.8 x 12.8		1.50	29.3 x 29.3	OT	
IC51-0564-680	0.65	56	10.0 x 10.0	13.2 x 13.2	11.8		34.0 x 35.5	CL	
IC51-0644-1586	0.65	64	12.0 x 12.0	15.3 x 15.3	13.9		36.0 x 39.0	CL	
IC51-0644-1602	0.65	64	12.0 x 12.0	14.0 x 14.0	13.1		20.0 x 42.0	CL	
IC51-0684-734	0.65	68	10.0 x 14.0	13.2 x 17.2	11.8 x 15.8		37.0 x 41.0	CL	
IC51-0724-651	0.65	72	13.0 x 13.0	15.8 x 15.8	14.2		34.0 x 38.5	CL	
IC201-0804-005 *-*	0.65	80	14.0 x 20.0	17.9 x 23.9		1.22	32.9 x 38.9	OT	
IC201-0804-012 *-*	0.65	80	14.0 x 14.0	17.2 x 23.9		0.92	29.2 x 32.2	OT	
IC234-0804-019 *	0.65	80	13.95 x 13.95	16.8 x 16.8		1.35	32.2 x 32.2	OT	
IC51-0804-711	0.65	80	14.0 x 14.0	17.2 x 17.2	15.6		37.0 x 41.0	CL	
IC51-0804-795	0.65	80	14.0 x 14.0	16.0 x 16.0	15.3		37.0 x 41.0	CL	
IC51-0804-956-2	0.65	80	14.0 x 14.0	17.2 x 17.2	16.0		34.0 x 42.5	CL	
IC201-1004-028 *	0.65	100	14.0 x 20.0	17.2 x 23.2		1.20	32.2 x 38.2	OT	
IC201-1004-071 *	0.65	100	14.0 x 20.0	17.2 x 23.2		0.45	31.0 x 37.0	OT	
IC201-1004-072 *	0.65	100	14.0 x 20.0	16.0 x 22.0		0.70	31.0 x 37.0	OT	
IC216-1004-001 *-*	0.65	100	14.0 x 14.0	16.0 x 16.0		0.66	34.2 x 34.2	OT	
IC234-1004-008 *	0.65	100	14.0 x 20.0	18.15 x 18.15		1.33	32.2 x 32.2	OT	
IC234-1004-009 *	0.65	100	14.0 x 20.0	18.15 x 18.15		1.33	32.2 x 32.2	OT	
IC234-1004-013 *	0.65	100	14.0 x 20.0	17.2 x 17.2		1.35	32.2 x 32.2	OT	
IC234-1004-014 *	0.65	100	14.0 x 20.0	16.0 x 16.0		0.67	32.2 x 32.2	OT	
IC234-1004-015 *	0.65	100	14.0 x 20.0	16.75 x 16.75		0.67	32.0 x 32.0	OT	
IC234-1004-033 *	0.65	100	14.0 x 20.0	17.9 x 17.9		1.33	32.2 x 32.2	OT	
IC402-1004-002*-*	0.65	100	14.0 x 20.0	16.0 x 22.0			29.8 x 23.8	CL	
IC51-1004-814-1	0.65	100	14.0 x 16.0	17.0 x 22.0	17.0 x 23.0		34.0 x 42.5	CL	
IC51-1004-814-2	0.65	100	14.0 x 16.0	15.2 x 22.0	16.4 x 22.4		34.0 x 42.5	CL	
IC51-1004-814-6	0.65	100	14.0 x 20.0		15.8 x 21.8		34.0 x 42.5	CL	
IC51-1004-814-7	0.65	100	14.0 x 16.0	15.2 x 22.0	16.4 x 22.4		34.0 x 42.5	CL	
IC51-814.KS-12033	0.65	100	14.0 x 20.0		16.4 x 22.4		34.0 x 42.5	CL	
IC201-1004-050 *	0.65	100	14.0 x 20.0	16.0 x 22.0		0.75	31.0 x 37.0	OT	
IC51-1124-1036-2	0.65	112	20.0 x 20.0	23.2 x 23.2	22.3		34.0 x 42.5	CL	
IC51-1124-1036-YED	0.65	112	20.0 x 20.0	22.0 x 22.0	21.0		34.0 x 42.5	CL	
IC234-1364-025 *	0.65	136	27.95 x 27.95	32.0 x 32.0		1.48	47.6 x 47.6	OT	
IC217-1444-003 *	0.65	144	26.0 x 26.0	30.9 x 30.9		1.90	52.0 x 62.0	OT	
IC51-1444-1014	0.65	144	28.0 x 28.0	30.0 x 30.0	30.4		44.0 x 57.0	CL	
IC51-1444-1014-3	0.65	144	28.0 x 28.0	30.0 x 30.0	30.4		44.0 x 57.0	CL	
IC201-1604-006 *-*	0.65	160	28.0 x 28.0	31.2 x 31.2		1.65	46.2 x 46.2	OT	
IC234-1604-064 *	0.65	160	28.0 x 28.0	32.8 x 32.8		1.60	48.4 x 48.4	OT	
IC234-1604-018 *	0.65	160	27.95 x 27.95	32.0 x 32.0		1.48	47.6 x 47.6	OT	
IC234-1604-032 *	0.65	160	28.0 x 28.0	30.6 x 30.6		1.66	47.6 x 47.6	OT	
IC51-1604-845-1	0.65	160	28.0 x 28.0	30.0 x 30.0	30.6		44.0 x 57.0	CL	
IC51-1604-845-2	0.65	160	28.0 x 28.0	31.6 x 31.6	30.6		44.0 x 57.0	CL	
IC51-1604-845-4	0.65	160	28.0 x 28.0	31.2 x 31.2	30.2		44.0 x 57.0	CL	
IC51-1604-845-8	0.65	160	28.0 x 28.0	31.2 x 31.2	30.2		44.0 x 57.0	CL	
IC51-1604-926	0.65	160	28.0 x 28.0	31.4 x 31.4	30.4		44.0 x 57.0	CL	

Click on radio button for PCB dimensions

Click on radio button for PCB dimensions



0.80mm Pitch

Part Number	Pitch	Pins	A x B	C x D	E	F	G x H	Type	PCB's
IC234-0324-044 *	0.8	32	7.0 x 7.0	9.0 x 9.0		0.67	26.6 x 26.6	OT	
IC51-0324-1498	0.8	32	7.0 x 7.0	9.0 x 9.0	8.4		30.0 x 35.5	CL	
IC51-0324-354	0.8	32	7.4 x 7.4	9.8 x 9.8	8.4		30.0 x 37.5	CL	
IC234-0444-037 *	0.8	44	10.0 x 10.0	12.0 x 12.0		0.45	26.6 x 26.6	OT	
IC234-0444-054 *	0.8	44	9.95 x 9.95	12.80 x 12.80		1.35	29.6 x 29.5	OT	
IC248-0444-001 *	0.8	44	10.0 x 10.0	13.2 x 13.2		0.80	27.0 x 27.0	OT	
IC51-0444-1195-3	0.8	44	10.0 x 10.0	12.6 x 12.6	11.5 x 11.5		40.0 x 40.0	CL	
IC51-0444-467	0.8	44	10.0 x 10.0	13.9 x 13.9	11.5 x 11.5		40.0 x 40.0	CL	
QFP11T044-001	0.8	44	10.0 x 10.0	12.0 x 12.0	11.3 x 11.3		32.0 x 35.0	CL	
IC51-0444-798	0.8	44	10.0 x 10.0	13.9 x 13.9	12.9 x 12.9		40.0 x 40.0	CL	
IC51-0444-825	0.8	44	10.0 x 10.0	12.6 x 12.6	11.8 x 11.8		40.0 x 40.0	CL	
IC51-467.AC-15687	0.8	44	10.0 x 10.0	12.0 x 12.0	11.6 x 11.6		37.5 x 37.5	CL	
IC51-467.KS-11787	0.8	44	10.0 x 10.0	12.0 x 12.0	11.6 x 11.6		37.5 x 37.5	CL	
IC51-467.KS-11247	0.8	44	10.0 x 10.0	13.2 x 13.2	12.1 x 12.1		40.0 x 40.0	CL	
IC51-081-KS-14028	0.8	48	12.0 x 12.0	15.3 x 15.3	14.0		36.0 x 39.0	CL	
IC51-0564-924	0.8	56	10.0 x 14.0	13.2 x 17.2	11.8 x 15.8		37.0 x 41.0	CL	
IC51-0604-361	0.8	60	16.0 x 16.0	18.3 x 18.3	16.5		37.0 x 44.0	CL	
IC51-0604-468	0.8	60	14.0 x 14.0	17.2 x 17.2	15.8		38.0 x 43.0	CL	
IC234-0644-024 *	0.8	64	14.0 x 14.0	16.8 x 16.8		1.40	32.2 x 32.2	OT	
IC51-0644-1240-2	0.8	64	14.0 x 14.0	16.5 x 16.5	15.0		42.5 x 34.0	CL	
IC51-0644-692-*	0.8	64	14.0 x 14.0	-	-		22.0 x 26.0	CL	
IC51-0644-824-1	0.8	64	14.0 x 14.0	17.2 x 17.2	15.8		30.0 x 42.5	CL	
IC51-0644-824-2	0.8	64	14.0 x 14.0	17.9 x 17.9	16.7		30.0 x 42.5	CL	
IC51-0644-824-3	0.8	64	14.0 x 14.0	16.2 x 16.2	15.4		30.0 x 42.5	CL	
IC51-0644-824-5	0.8	64	14.0 x 14.0	16.0 x 16.0	15.2		30.0 x 42.5	CL	
IC218-0724-001 *-*	0.8	72	13.2 x 18.0	18.8 x 23.6		0.90	31.8 x 36.6	OT	
IC51-0724-698	0.8	72	16.0 x 20.0	18.2 x 23.1	16.6 x 21.5		36.0 x 44.5	CL	
IC201-0804-032 *	0.8	80	14.0 x 20.0	17.2 x 23.0		-	38.2 x 38.2	OT	
IC218-0804-002 *-*	0.8	80	14.0 x 20.0	19.2 x 25.2		0.95	31.0 x 38.2	OT	
IC218-0804-007 *	0.8	80	14.0 x 14.0	16.0 x 16.0		-	32.2 x 29.2	OT	
IC234-0804-001 *	0.8	80	14.0 x 20.0	15.0 x 17.9		1.60	32.2 x 32.2	OT	
IC51-0804-819-1	0.8	80	14.0 x 20.0	17.9 x 23.9	16.9 x 22.9		34.0 x 42.5	CL	
IC51-0804-819-2	0.8	80	14.0 x 20.0	17.6 x 23.6	16.3 x 22.3		34.0 x 42.5	CL	
IC51-0804-819-6	0.8	80	14.0 x 20.0	16.8 x 22.8	15.6 x 21.6		34.0 x 42.5	CL	
IC51-0804-819-8	0.8	80	14.0 x 20.0	17.2 x 23.8	16.9 x 22.9		24.0 x 42.5	CL	
IC51-819.KS-12720	0.8	80	14.0 x 20.0	17.2 x 23.2	16.0 x 22.0		34.0 x 42.5	CL	
IC234-1204-017 *	0.8	120	28.0 x 28.0	31.2 x 31.2		1.70	46.2 x 46.2	OT	
IC234-1204-065 *	0.8	120	28.0 x 28.0	32.8 x 32.8		1.63	48.4 x 48.4	OT	
IC51-1204-1497	0.8	120	28.5 x 28.5	29.7 x 29.7	30.5		60.0 x 58.0	CL	
IC51-1204-1646	0.8	120	28.5 x 28.5	30.0 x 31.4	30.8		57.0 x 30.6	CL	
IC200-1284-001 *-*	0.8	128	28.0 x 28.0	32.0 x 32.0		1.50	52.0 x 52.0	OT	
IC51-1284-844-1	0.8	128	28.0 x 28.0	30.0 x 30.0	30.6		44.0 x 57.0	CL	
IC51-1284-976-1	0.8	128	28.0 x 28.0	30.0 x 30.0	30.6		44.0 x 57.0	CL	
IC51-1284-976-2	0.8	128	28.0 x 28.0	28.2 x 28.2	30.2		44.0 x 57.0	CL	
IC51-1284-976-3	0.8	128	28.0 x 28.0	30.0 x 31.4	30.6		44.0 x 57.0	CL	

Click on radio button for PCB dimensions

Click on radio button for PCB dimensions

Click on radio button for PCB dimensions

1.00mm Pitch

IC51-0444-615	1.0	44	14.0 x 14.0	17.2 x 17.2	15.8		34.0 x 42.5	CL	
IC51-621.KS-8966	1.0	44	14.0 x 14.0	17.9 x 17.9	16.5		34.0 x 42.5	CL	
IC51-0544-517-2	1.0	54	14.0 x 20.0	19.6 x 25.6	16.8 x 22.8		34.0 x 42.5	CL	
IC51-0564-790	1.0	56	16.0 x 20.0	19.2 x 23.2	17.7 x 21.8		36.0 x 46.0	CL	
IC51-0604-497-2	1.0	60	16.0 x 20.0	17.9 x 23.9	17.0 x 23.0		34.0 x 42.5	CL	
IC201-0644-019 *-*	1.0	64	14.0 x 20.0	17.9 x 23.9		1.22	32.9 x 38.9	OT	
IC51-0644-472	1.0	64	14.0 x 20.0	19.6 x 23.6	16.2 x 22.2		34.0 x 42.5	CL	
IC51-0644-820-1	1.0	64	14.0 x 20.0	18.7 x 24.7	17.0 x 23.0		34.0 x 42.5	CL	
IC51-0644-820-2	1.0	64	14.0 x 20.0	17.6 x 23.6	16.3 x 22.3		34.0 x 42.5	CL	
IC51-0644-820-3	1.0	64	14.0 x 20.0	18.0 x 24.0	16.9 x 22.9		34.0 x 42.5	CL	
IC51-0644-820-4	1.0	64	14.0 x 20.0	17.2 x 23.2	15.8 x 21.8		34.0 x 42.5	CL	
IC51-820-2.KS-9376	1.0	64	14.0 x 20.0	17.9 x 23.9	16.6 x 22.6		34.0 x 42.5	CL	