



circuit breaker 3VA2 IEC frame 100 breaking capacity class M Icu=55kA @ 415V 4-pole, line protection ETU850, LSI, In=40A overload protection Ir=16A...40A short-circuit protection I<sub>sd</sub>=0.6..10x I<sub>n</sub>, I<sub>i</sub>=1.5..12x I<sub>n</sub> N conductor protection adjustable (OFF, up to 160%) clamp connection

Model	
product brand name	SENTRON
product designation	Molded case circuit breaker
design of the product	Line protection
design of the overcurrent release	ETU850
protection function of the overcurrent release	LSI
number of poles	4
General technical data	
insulation voltage / rated value	800 V
operating voltage / at AC / rated value	690 V
power loss [W] / maximum	2.2 W
power loss [W] / for rated value of the current / at AC / in hot operating state / per pole	0.73 W
mechanical service life (operating cycles) / typical	25 000
electrical endurance (operating cycles) / at AC-1 / at 380/415 V	15 000
electrical endurance (operating cycles) / at AC-1 / at 690 V	10 500
product feature / for neutral conductors / upgradable/retrofitable / short-circuit and overload proof	No
ground-fault monitoring version	Without
product function	
• communication function	Yes
• other measurement function	Yes
Net Weight	3.2 kg
Current	
operational current	
• at 40 °C	40 A
• at 45 °C	40 A
• at 50 °C	40 A
• at 55 °C	40 A
• at 60 °C	40 A
• at 65 °C	40 A
• at 70 °C	40 A
Switching capacity according to IEC 60947	
switching capacity class of the circuit breaker	M
maximum short-circuit current breaking capacity (I <sub>cu</sub> )	
• at 240 V	85 kA
• at 415 V	55 kA
• at 440 V	55 kA
• at 500 V	36 kA
• at 690 V	2 kA
operating short-circuit current breaking capacity (I <sub>cs</sub> )	

<ul style="list-style-type: none"> <li>• at 240 V</li> <li>• at 415 V</li> <li>• at 440 V</li> <li>• at 500 V</li> <li>• at 690 V</li> </ul>	85 kA 55 kA 55 kA 36 kA 2 kA
short-circuit current making capacity (I <sub>cm</sub> ) <ul style="list-style-type: none"> <li>• at 240 V</li> <li>• at 415 V</li> <li>• at 440 V</li> <li>• at 500 V</li> <li>• at 690 V</li> </ul>	187 kA 121 kA 121 kA 75.6 kA 3 kA

### Adjustable parameters

product feature / for L-tripping / can be switched on/off	No
adjustable response value setting current (I <sub>r</sub> ) / of the L-trip / with I <sub>2t</sub> characteristic <ul style="list-style-type: none"> <li>• minimum</li> <li>• maximum</li> </ul>	16 A 40 A
adjustable response value delay time (t <sub>r</sub> ) / for L-tripping / with I <sub>2t</sub> characteristic <ul style="list-style-type: none"> <li>• minimum</li> <li>• maximum</li> </ul>	0.5 s 25 s
adjustable response value setting current (I <sub>sd</sub> ) / of S-trip / with I <sub>0t</sub> characteristic <ul style="list-style-type: none"> <li>• minimum</li> <li>• maximum</li> </ul>	24 A 400 A
adjustable response value setting current (I <sub>sd</sub> ) / of S-trip / with I <sub>2t</sub> characteristic <ul style="list-style-type: none"> <li>• minimum</li> <li>• maximum</li> </ul>	24 A 400 A
adjustable response value delay time (t <sub>sd</sub> ) / for S-tripping / with I <sub>0t</sub> characteristic <ul style="list-style-type: none"> <li>• minimum</li> <li>• maximum</li> </ul>	0.05 s 0.5 s
adjustable response value delay time (t <sub>sd</sub> ) / for S-tripping / with I <sub>2t</sub> characteristic <ul style="list-style-type: none"> <li>• minimum</li> <li>• maximum</li> </ul>	0.05 s 0.5 s
adjustable response value setting current (I <sub>i</sub> ) / for I-tripping <ul style="list-style-type: none"> <li>• minimum</li> <li>• maximum</li> </ul>	60 A 480 A
adjustable setting current (I <sub>nN</sub> ) / for N-tripping <ul style="list-style-type: none"> <li>• minimum</li> <li>• maximum</li> </ul>	16 A 64 A
design of the N-conductor protection	adjustable OFF; 40% to 160%
product function / grounding protection	No

### Mechanical Design

product component <ul style="list-style-type: none"> <li>• undervoltage release</li> <li>• voltage trigger</li> <li>• trip indicator</li> </ul>	No No No
height [in]	7.13 in
height	181 mm
width [in]	5.51 in
type of connectable conductor cross-sections / of the round conductor terminal / stranded	1 x (6 - 120 mm <sup>2</sup> )
width	140 mm
depth [in]	3.39 in
depth	86 mm

### Connections





arrangement of electrical connectors / for main current circuit	Front terminal
type of electrical connection / for main current circuit	double-sided box terminal
design of the surface / of the connections / on the top of the switch (N, 1, 3, 5)	tin

design of the surface / of the connections / on the bottom of the switch (N, 2, 4, 6)	tin
<b>Auxiliary circuit</b>	
number of CO contacts / for auxiliary contacts	0
<b>Accessories</b>	
product extension / optional / motor drive	Yes
<b>Environmental conditions</b>	
protection class IP / on the front	IP40
ambient temperature	
• during operation / minimum	-25 °C
• during operation / maximum	70 °C
• during storage / minimum	-40 °C
• during storage / maximum	80 °C
reference code / according to IEC 81346-2	Q

**Approvals / Certificates**

<b>General Product Approval</b>	EMC
 <a href="#">Confirmation</a>	 <a href="#">Miscellaneous</a>
	
	

<b>Declaration of Conformity</b>	<b>Test Certificates</b>	<b>Marine / Shipping</b>
		
	<a href="#">Type Test Certificates/Test Report</a>	<a href="#">Special Test Certificate</a>
	<a href="#">Miscellaneous</a>	

<b>Marine / Shipping</b>	<b>other</b>
	
	
	<a href="#">CCS / China Classification Society</a>
	<a href="#">Confirmation</a>

<b>other</b>	<b>Dangerous Good</b>	<b>Environment</b>
<a href="#">Miscellaneous</a>	<a href="#">Transport Information</a>	<a href="#">Environmental Confirmations</a>
<a href="#">Miscellaneous</a>		

**Further information**

Siemens has decided to exit the Russian market (see here).  
<https://press.siemens.com/global/en/pressrelease/siemens-wind-down-russian-business>

Siemens is working on the renewal of the current EAC certificates.  
Please contact your local Siemens office on the status of validity of the EAC certification if you intend to import or offer to supply these products to an EAC relevant market (other than the sanctioned EAEU member states Russia or Belarus).

Information on the packaging  
<https://support.industry.siemens.com/cs/ww/en/view/109813875>

Information- and Downloadcenter (Catalogs, Brochures,...)  
<http://www.siemens.com/lowvoltage/catalogs>

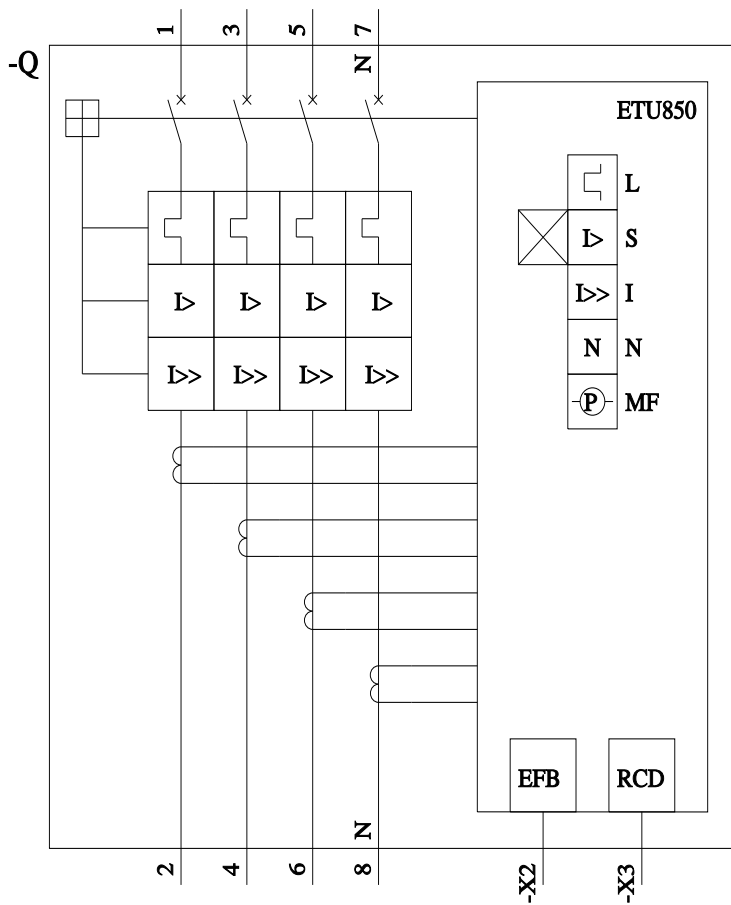
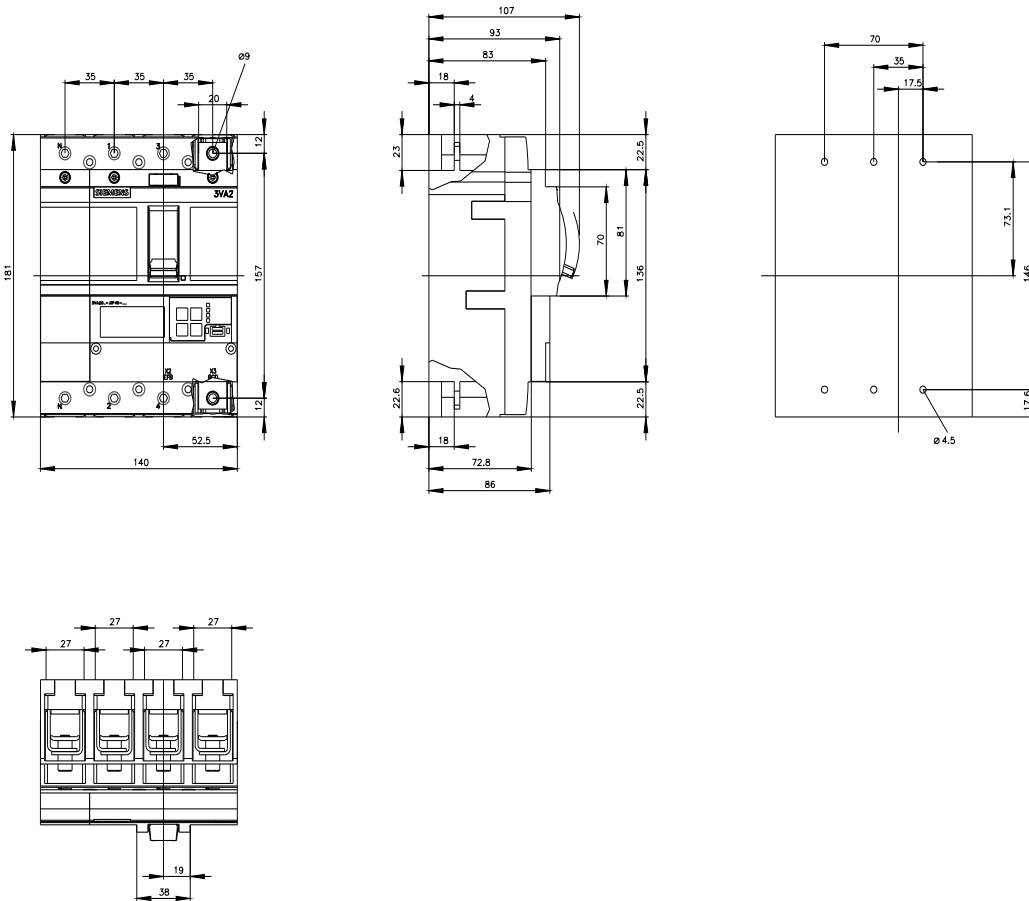
Industry Mall (Online ordering system)  
<https://mall.industry.siemens.com/mall/en/en/Catalog/product?mlfb=3VA2040-5KP46-0AA0>

Service&Support (Manuals, Certificates, Characteristics, FAQs,...)  
<https://support.industry.siemens.com/cs/ww/en/ps/3VA2040-5KP46-0AA0>

Image database (product images, 2D dimension drawings, 3D models, device circuit diagrams, ...)  
[http://www.automation.siemens.com/bilddb/cax\\_en.aspx?mlfb=3VA2040-5KP46-0AA0](http://www.automation.siemens.com/bilddb/cax_en.aspx?mlfb=3VA2040-5KP46-0AA0)

CAX-Online-Generator  
<http://www.siemens.com/cax>

Tender specifications  
<http://www.siemens.com/specifications>



last modified:

8/14/2023



