

747842-6

AMPLIMITE | AMPLIMITE HD-20

TE Internal #: 747842-6

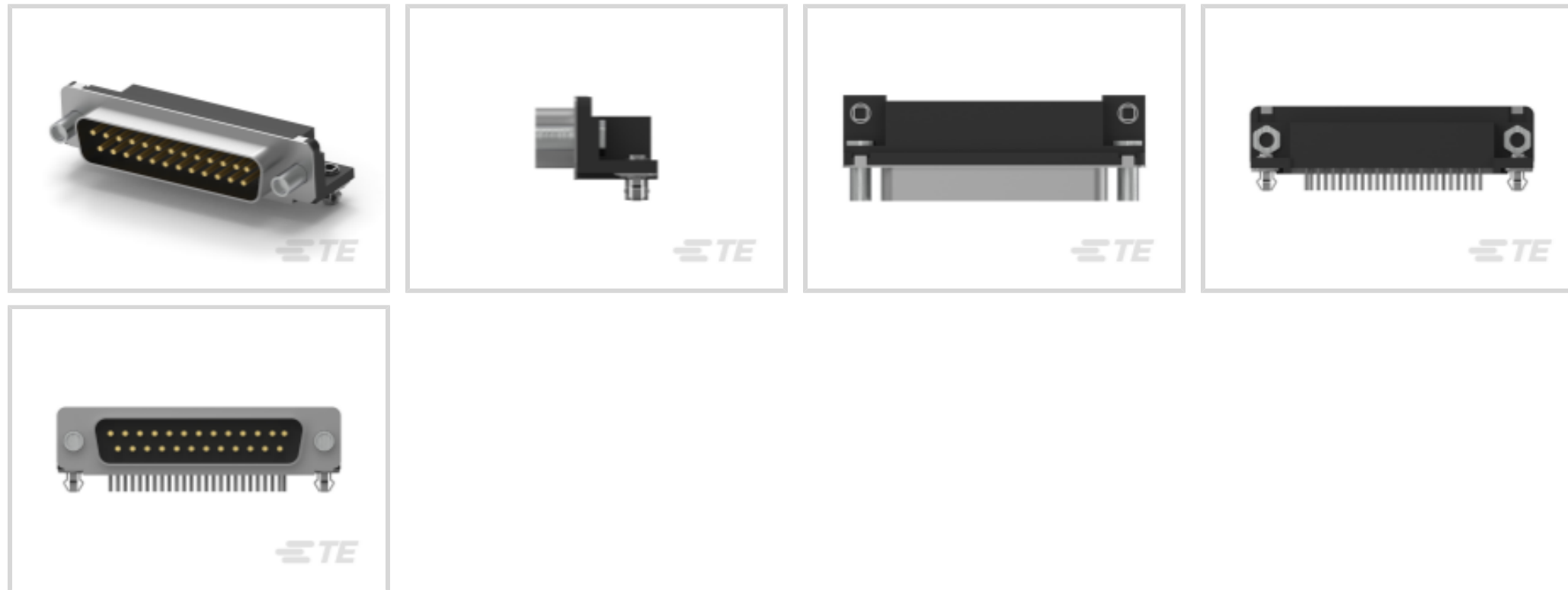
TE Internal Description: 25 MSFL PLUG RA 318 (SL,FM,BL)

D-Sub Plug Assembly: Standard, Right Angle, Shell Size 3, 2.74mm

[View on TE.com >](#)



Connectors > D-Shaped Connectors > D-Sub Plug Assembly: Standard, Right Angle, Shell Size 3, 2.74mm



Number of Positions: 25

Connector & Housing Type: Plug

Connector System: Board-to-Board

Connector Mounting Type: Board Mount

Connector Shell Size: 3

[All D-Sub Plug Assembly: Standard, Right Angle, Shell Size 3, 2.74mm \(25\)](#)

Features

Product Type Features

Ground Feature Type	Grounding Indents, Grounding Straps
Shell Material Configuration	Front Metal Shell
Connector & Housing Type	Plug
Connector System	Board-to-Board
Connector Shell Size	3
Connector & Contact Terminates To	Printed Circuit Board

Configuration Features

Number of Positions	25
Number of Rows	2
PCB Mount Orientation	Right Angle

Body Features

Assembly Process Feature Material	Copper Alloy
Insert Material	Chromate

Shell Plating Material	Tin
Mating Feature Material	Zinc
Mating Feature Plating Material	Clear Chromate
Primary Product Color	Black
Connector Profile	Standard

Contact Features

	30 µin
Contact Underplating Material	Palladium Nickel
Contact Mating Area Plating Material	Gold (Au)
Contact Base Material	Brass
PCB Contact Termination Area Plating Material	Tin-Lead
Contact Shape & Form	Round
Contact Current Rating (Max)	6 A
Contact Options	Installed

Termination Features

Termination Post & Tail Diameter	.66 mm[.026 in]
Termination Method to PCB	Through Hole - Solder
Termination Post & Tail Length	3.18 mm[.125 in]

Mechanical Attachment

Mounting Feature Plating Material	Tin over Copper Flash
Mounting Feature Material	Brass
Mounting Hole Diameter	3.18 mm[.125 in]
Assembly Process Feature Plating Material	Tin-Lead over Nickel
Connector Mounting Type	Board Mount
PCB Mount Retention	With
PCB Mount Retention Type	Boardlock
Mating Retention	With
Mating Retention Type	Female Screwlocks, Fixed

Housing Features

Housing Material	Nylon or Polyester
Shell Material	Steel
Centerline (Pitch)	2.77 mm[.109 in]

Dimensions

PCB Thickness (Recommended)	1.57 mm[.062 in]
Row-to-Row Spacing	2.84 mm[.112 in]

Usage Conditions

Operating Temperature Range	-55 – 105 °C[-67 – 221 °F]
-----------------------------	----------------------------

Operation/Application

Shielded	Yes
Circuit Application	Signal

Industry Standards

UL Flammability Rating	UL 94V-0
Compatible With Approved Standards Products	UL E28476

Packaging Features

Packaging Quantity	65
Packaging Method	Tray

Product Compliance

[For compliance documentation, visit the product page on TE.com>](#)

EU RoHS Directive 2011/65/EU	Not Compliant
EU ELV Directive 2000/53/EC	Compliant with Exemptions
China RoHS 2 Directive MIIT Order No 32, 2016	有害物质含量超出标准 Restricted Substance(s) Above Threshold
EU REACH Regulation (EC) No. 1907/2006	Current ECHA Candidate List: JUNE 2025 (250) Candidate List Declared Against: JUNE 2024 (241) SVHC > Threshold: Pb (13% in Component Part) Article Safe Usage Statements: Do not eat, drink or smoke when using this product. Wash thoroughly after handling. Recycle if possible and dispose of the article by following all applicable governmental regulations relevant to your geographic location.
Halogen Content	BFR/CFR/PVC Free, but Br/Cl >900 ppm in other sources.
Solder Process Capability	Wave solder capable to 265°C

Product Compliance Disclaimer

This information is provided based on reasonable inquiry of our suppliers and represents our current actual knowledge based on the information they provided. This information is subject to change. The part numbers that TE has identified as EU RoHS compliant have a maximum concentration of 0.1% by weight in homogenous materials for lead, hexavalent chromium, mercury, PBB, PBDE, DBP, BBP, DEHP, DIBP, and 0.01% for cadmium, or qualify for an exemption to these

limits as defined in the Annexes of Directive 2011/65/EU (RoHS2). Finished electrical and electronic equipment products will be CE marked as required by Directive 2011/65/EU. Components may not be CE marked. Additionally, the part numbers that TE has identified as EU ELV compliant have a maximum concentration of 0.1% by weight in homogenous materials for lead, hexavalent chromium, and mercury, and 0.01% for cadmium, or qualify for an exemption to these limits as defined in the Annexes of Directive 2000/53/EC (ELV). Regarding the REACH Regulation, the information TE provides on SVHC in articles for this part number is based on the latest European Chemicals Agency (ECHA) 'Guidance on requirements for substances in articles' posted at this URL: <https://echa.europa.eu/guidance-documents/guidance-on-reach>

Compatible Parts



TE Part # CAT-AM7-248H5
IDC D-Sub: Receptacle Assembly,
Wire to Wire, Signal, 2.77 mm



TE Part # 747548-8
KIT,RCPT,25P,HDE,SHLD HDWRE




TE Part # 1-747947-5
KIT,RCPT,25P,HDE,SHLD ENCLSRE



TE Part # CAT-AM7-253
IDC D-Sub: Receptacle Assembly, Low
Profile, Signal, 2.77 mm

Also in the Series | AMPLIMITE HD-20



D-Shaped Connectors(285)




PCB D-Sub Connectors(285)

Customers Also Bought



TE Part #D12330-000
RNF-100-MINI-SPL-3/8-BK



TE Part #1-103168-4
32 MODII HDR DRST SHRD .100CL



TE Part #7-1393114-7
KUHP-11D51-12=KU



TE Part #1658622-3
16 NOVO MIL/CTR 30DP,LEAD FREE



Documents

Product Drawings

[25 MSFL PLUG RA 318 \(SL,FM,BL\)](#)

English

CAD Files

Customer View Model

[ENG_CVM_CVM_747842-6_W.2d_dxf.zip](#)

English

3D PDF

3D

Customer View Model

[ENG_CVM_CVM_747842-6_W.3d_igs.zip](#)

English

Customer View Model

[ENG_CVM_CVM_747842-6_W.3d_stp.zip](#)

English

By downloading the CAD file I accept and agree to the [Terms and Conditions](#) of use.

Product Specifications

[Application Specification](#)

English

Agency Approvals

[UL Report](#)

English