


Guardmaster 440C-CR30

Description

The new Allen-Bradley Guardmaster 440C-CR30 is a flexible, cost-effective and easy-to-use software-configurable safety relay ideal for applications requiring four to ten safety circuits and control of up to five zones. The Guardmaster 440C-CR30 is configured through Connected Components Workbench™ (CCW) software—the same programming environment used by the Micro800™ family of controllers, PanelView™ Component HMI and PowerFlex drives—for simple and seamless programming of standard and safety logic in separate devices. The distinct graphical user interface and drag-and-drop capabilities of CCW help guide users through a simple process of selecting certified safety function blocks for the 440C-CR30. This means users can create, control, and monitor a safety system in the same software environment as their standard control, resulting in increased productivity and reduced programming time.



An embedded Modbus interface allows the Guardmaster 440C-CR30 to easily communicate diagnostic data to an Allen-Bradley Micro800, PanelView Component or CompactLogix™. By leveraging the features of CCW and the embedded communication capabilities of the Guardmaster 440C-CR30, users can monitor, troubleshoot, and modify their applications quickly and easily for increased uptime. Five status and 16 user configurable LEDs on the Guardmaster 440C-CR30 relay's faceplate provide local diagnostics to further aid in status reporting and troubleshooting.

With 22 on-board safety I/O points, including six configurable I/O, the Guardmaster 440C-CR30 is a flexible solution for applications requiring multiple safety zones. Without increasing the footprint, the 440C-CR30 can also be expanded with two standard Micro800 plug-in modules to support 16 additional standard I/O points, saving valuable safety I/O points for your safety system.

Features

- PLe, SIL3 per EN ISO 13849-1, IEC 62061
- Twenty-two embedded Safety I/O
- Embedded Modbus communicates with Allen-Bradley Connected Components for efficient monitoring and troubleshooting
- Two plug-in ports supporting Micro800 (2080) plug-ins
- Quick and easy configuration via Connected Components Workbench—a single software environment for standard and safety control
- Predefined drag-and-drop safety function blocks simplify programming
- Advanced diagnostics enable increased productivity and enhanced safety
- Compact design optimizes panel space
- Bidirectional RS232, 2400, 4800, 9600, 19200 baud

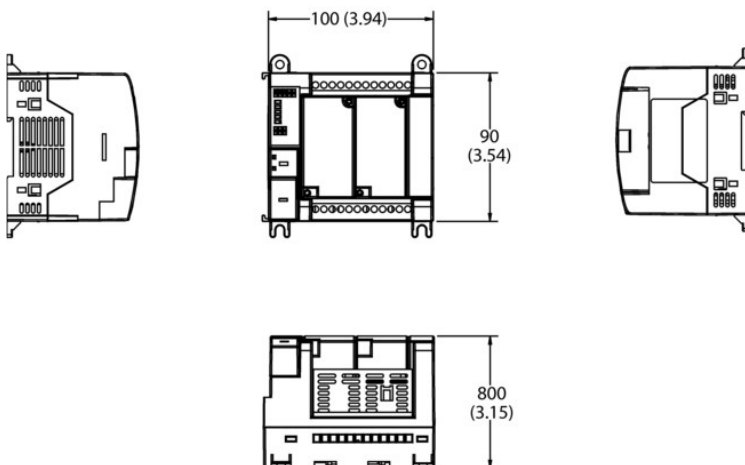
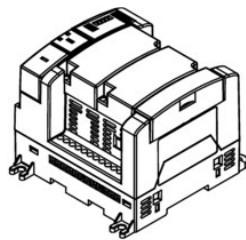
Specifications

Cat. No.	Description
440C-CR30-22BBB	Guardmaster Software Configurable Safety Relay

Safety Ratings	
Safety Classification	SIL CL3 per EN IEC 62061, PLe per ISO 13849-1
Certifications	cULus Listed and CE Marked for all applicable directives
General	
Number of I/O	22
Embedded Communication	USB, R232
Power Supply	20.4...26.4V DC UL Class 1, Div 2, PELV/SELV
Power Consumption	5.28 W
I/O Rating	Input 24V DC, 4 mA Output 24V DC, Class 2, 0.5 A per point
Environmental	
Operating Temperature [C (F)]	-5...+55° (+23...+131°)
Relative Humidity	90%
Vibration	10...55 Hz, 0.35 mm (0.014 in.)
Shock	10 g, 16 ms
Pollution Degree	2
Inputs	
Number of Inputs	Up to 18 embedded 12 dedicated inputs 6 configurable as safety inputs for N.C., OSSD or N.O., test output, safety output
Off-state Voltage, max.	5V DC
Off-state Current, max.	2 mA DC
On-state Voltage, max.	26.4V DC
On-state Voltage, min.	11V DC
On-state Current, nominal	11 mA @ 24V DC
Outputs	
Number of Outputs	Up to 10
Output Signals	Standard, OSSD and Single-Wire Safety
Continuous output current	0.5 A
Aggregate current of outputs per device (max.)	5 A
Surge Output Current	1 A
Surge Output Current Duration	5 ms
Off-State Leakage Current (max.)	< 0.1 mA

Approximate Dimensions

Dimensions are shown in mm (in.). Dimensions are not intended to be used for installation purposes.




Accessories

Communication Cables

Description	Length	Cat. No.
8-pin Mini DIN to 8-pin Mini DIN	0.5 m (1.5 ft)	1761-CBL-AM00
	2 m (6.5 ft)	1761-CBL-HM02
8-pin Mini DIN to 9-pin D Shell	0.5 m (1.5 ft)	1761-CBL-AP00
	2 m (6.5 ft)	1761-CBL-PM02

Plug-In Modules

Description	Cat. No.
 8-point digital combination module	2080-IQ4OB4