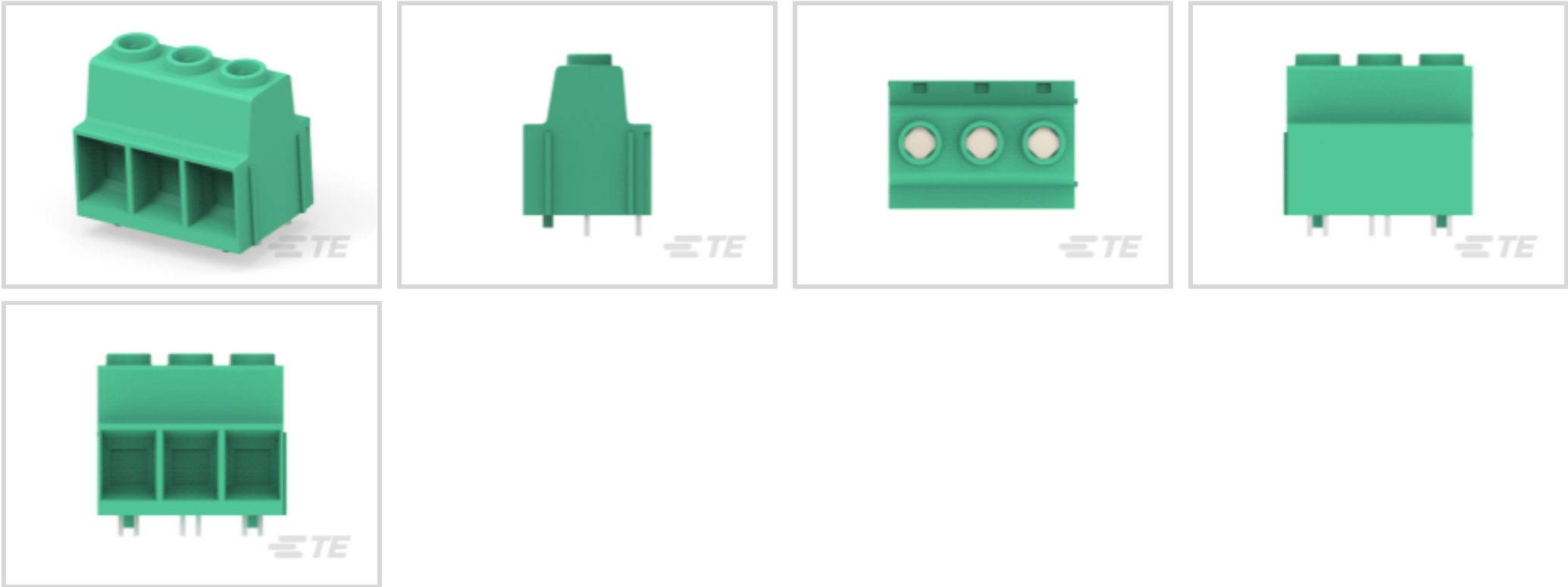




Connectors > Terminal Blocks & Strips > PCB Terminal Blocks



Number of Positions: 3

Terminal Block Connector Type: **Header**

Connector System: **Wire-to-Board**

Centerline (Pitch): 15 mm [.591 in]

Number of Rows: 2

Features

Product Type Features

Wire Protection	With
Terminal Block Connector Type	Header
Connector System	Wire-to-Board
Connector & Contact Terminates To	Printed Circuit Board

Configuration Features

Stacking Configuration	Side Stackable
Number of Positions	3
Number of Rows	2
Wire Entry Angle	90°
Wire Entry Location	Side

Electrical Characteristics

Operating Voltage	600 VAC
-------------------	---------

Body Features

Primary Product Color	Green
-----------------------	-------



Product Orientation	Vertical
Contact Features	
Contact Mating Area Plating Material	Tin (Sn)
Contact Mating Area Length	5 mm[.197 in]
Contact Base Material	Copper Alloy
Contact Current Rating (Max)	130 A
Termination Features	
Termination Post & Tail Length	5 mm[.197 in]
Termination Method to PCB	Through Hole - Solder
Mechanical Attachment	
Screw Plating Material	Nickel
Screw Material	Steel
Thread Size	M5
PCB Mount Alignment Type	Locating Posts
Connector Mounting Type	Board Mount
Housing Features	
Housing Material	PA 66
Centerline (Pitch)	15 mm[.591 in]
Dimensions	
Wire Size	20 – 1 AWG
Usage Conditions	
Operating Temperature Range	-40 – 110 °C[-40 – 230 °F]
Operation/Application	
Circuit Application	Power & Signal
Packaging Features	
Packaging Quantity	20
Product Compliance	
For compliance documentation, visit the product page on TE.com>	
EU RoHS Directive 2011/65/EU	Compliant
EU ELV Directive 2000/53/EC	Compliant




China RoHS 2 Directive MIIT Order No 32, 2016	No Restricted Materials Above Threshold
EU REACH Regulation (EC) No. 1907/2006	Current ECHA Candidate List: JAN 2025 (247) Candidate List Declared Against: JAN 2025 (247) Does not contain REACH SVHC
Halogen Content	Low Halogen - Br, Cl, F, I < 900 ppm per homogenous material. Also BFR/CFR/PVC Free
Solder Process Capability	Wave solder capable to 265°C


Product Compliance Disclaimer

This information is provided based on reasonable inquiry of our suppliers and represents our current actual knowledge based on the information they provided. This information is subject to change. The part numbers that TE has identified as EU RoHS compliant have a maximum concentration of 0.1% by weight in homogenous materials for lead, hexavalent chromium, mercury, PBB, PBDE, DBP, BBP, DEHP, DIBP, and 0.01% for cadmium, or qualify for an exemption to these limits as defined in the Annexes of Directive 2011/65/EU (RoHS2). Finished electrical and electronic equipment products will be CE marked as required by Directive 2011/65/EU. Components may not be CE marked. Additionally, the part numbers that TE has identified as EU ELV compliant have a maximum concentration of 0.1% by weight in homogenous materials for lead, hexavalent chromium, and mercury, and 0.01% for cadmium, or qualify for an exemption to these limits as defined in the Annexes of Directive 2000/53/EC (ELV). Regarding the REACH Regulation, the information TE provides on SVHC in articles for this part number is based on the latest European Chemicals Agency (ECHA) 'Guidance on requirements for substances in articles' posted at this URL: <https://echa.europa.eu/guidance-documents/guidance-on-reach>

Compatible Parts



TE Part # 1986715-3
PWR TB 2PIN 3P, 15.00 PCB-FLANGE



TE Part # 1986713-3
PWR TB DBL PIN 3P, 15.00 PCB

Customers Also Bought



TE Part #5227222-3
VERT JK W/MTG PINS, BNC PCB



TE Part #1-1630019-1
HSC200 20K 5%



TE Part #5103311-3
A/L LOW PRO HDR 16P RA BLACK

Documents

Product Drawings



PWR TB 2PIN 3P,15.00 PCB W/PEG

English

CAD Files

3D PDF

3D

Customer View Model

ENG_CVM_CVM_1986714-3_B.2d_dxf.zip

English

Customer View Model

ENG_CVM_CVM_1986714-3_B.3d_igs.zip

English

Customer View Model

ENG_CVM_CVM_1986714-3_B.3d_stp.zip

English

By downloading the CAD file I accept and agree to the [Terms and Conditions](#) of use.

Datasheets & Catalog Pages

BUCHANAN TERMINAL BLOCKS CATALOG - EUROSTYLE TERMINAL BLOCKS

English

Agency Approvals

UL

English