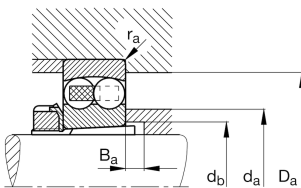
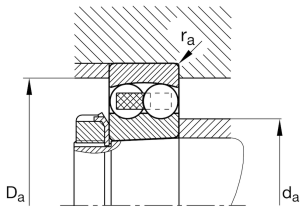
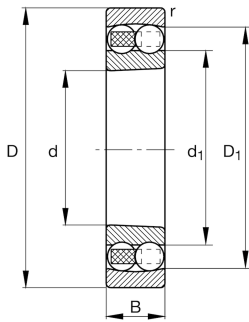
**FAG****2317-K-M-C3**

Self-aligning ball bearing

Self-aligning ball bearing 23...-K-M, tapered bore taper 1:12, solid brass cage

Technical information



Your current product variant

Bore type	K	Tapered, taper 1:12
Sealing	Without	Not sealed
Cage	M	Solid brass cage, ball guided
Tolerance class	PN	Normal (PN)
Lubricant	Without	Bearing not greased
Radial internal clearance	C3 (Group 3)	Internal clearance larger than CN

Main Dimensions & Performance Data

d	85 mm	Bore diameter
D	180 mm	Outside diameter
B	60 mm	Width
C _r	143,000 N	Basic dynamic load rating, radial
C _{0r}	51,000 N	Basic static load rating, radial
C _{ur}	2,850 N	Fatigue load limit, radial
n _G	5,400 1/min	Limiting speed
n _{gr}	5,200 1/min	Reference speed
m	6.943 kg	Weight



Mounting dimensions

d _{a min}	99 mm	Minimum diameter shaft shoulder
d _{a max}	106 mm	Maximum diameter shaft shoulder
D _{a max}	166 mm	Maximum diameter of housing shoulder
d _{b min}	94 mm	Minimum cavity diameter of the sleeve
B _{a min}	7 mm	Minimum cavity width of the sleeve
r _{a max}	2.5 mm	Maximum fillet radius

Dimensions

r _{min}	3 mm	Minimum chamfer dimension
D ₁	152.21 mm	Shoulder diameter outer ring
d ₁	114.44 mm	Shoulder diameter inner ring

Temperature range

T _{min}	-30 °C	Operating temperature min.
T _{max}	150 °C	Operating temperature max.

Calculation factors









e	0.37	Limiting value of Fa/Fr for the applicability of diff. Values of factors X and Y
Y ₁	1.68	Dynamic axial load factor
Y ₂	2.61	Dynamic axial load factor
Y ₀	1.76	Static axial load factor

Additional information

H2317	Adapter sleeve
-------	----------------



Characteristics

-  Radial load
-  Axial load in one direction
-  Axial load in two directions
-  Grease Lubrication
-  Oil Lubrication
-  Not sealed
-  Static angular error and misalignment
-  Dynamic angular error and misalignment