

747150-8 x OBSOLETE

AMPLIMITE | AMPLIMITE HD-20

TE Internal #: 747150-8


TE Internal Description: 09 RCPT SP/FMS INSRT

D-Sub Receptacle Assembly: Vertical, Shell Size 1, 2.74mm

[View on TE.com >](#)



Connectors > D-Shaped Connectors > D-Sub Receptacle Assembly: Vertical, Shell Size 1, 2.74mm



Number of Positions: 9

Connector & Housing Type: Receptacle

Connector System: Board-to-Board

Connector Mounting Type: Board Mount

Connector Shell Size: 1

[All D-Sub Receptacle Assembly: Vertical, Shell Size 1, 2.74mm \(37\)](#)

Features

Product Type Features

Shell Material Configuration	Front Metal Shell
Connector & Housing Type	Receptacle
Connector System	Board-to-Board
Connector Shell Size	1
Connector & Contact Terminates To	Printed Circuit Board

Configuration Features

Number of Positions	9
Number of Rows	2
PCB Mount Orientation	Vertical

Body Features

Insert Material	Brass
Shell Plating Material	Tin
Mating Retention Feature Material	Brass

Primary Product Color	Black
-----------------------	-------

Connector Profile	Standard
-------------------	----------

Contact Features

	30 μ m
--	------------

Contact Underplating Material	Nickel
-------------------------------	--------

Contact Mating Area Plating Material	Gold (Au)
--------------------------------------	-----------

Contact Base Material	Phosphor Bronze
-----------------------	-----------------

PCB Contact Termination Area Plating Material	Tin-Lead
-----------------------------------------------	----------

Contact Shape & Form	Round
----------------------	-------

Contact Current Rating (Max)	6 A
------------------------------	-----

Contact Options	Installed
-----------------	-----------

Termination Features

Termination Post & Tail Diameter	.66 mm[.026 in]
----------------------------------	-----------------

Termination Method to PCB	Through Hole - Solder
---------------------------	-----------------------

Termination Post & Tail Length	3.18 mm[.125 in]
--------------------------------	------------------

Mechanical Attachment

Mounting Hole Diameter	3.05 mm[.12 in]
------------------------	-----------------

Connector Mounting Type	Board Mount
-------------------------	-------------

PCB Mount Retention	With
---------------------	------

PCB Mount Retention Type	Mounting Hole
--------------------------	---------------

Mating Retention	With
------------------	------

Mating Retention Type	Threaded Insert, 4-40 UNC
-----------------------	---------------------------

Housing Features

Housing Material	Thermoplastic
------------------	---------------

Shell Material	Carbon Steel
----------------	--------------

Centerline (Pitch)	2.74 mm[.108 in]
--------------------	------------------

Dimensions

PCB Thickness (Recommended)	1.57 – 2.36 mm[.062 – .093 in]
-----------------------------	--------------------------------

Row-to-Row Spacing	2.84 mm[.112 in]
--------------------	------------------

Usage Conditions

Operating Temperature Range	-55 – 105 °C[-67 – 221 °F]
-----------------------------	----------------------------

Operation/Application



Circuit Application	Signal
---------------------	--------

Industry Standards

UL Flammability Rating	UL 94V-0
------------------------	----------

Packaging Features

Packaging Quantity	17
Packaging Method	Tube

Product Compliance


[For compliance documentation, visit the product page on TE.com>](#)

EU RoHS Directive 2011/65/EU	Not Compliant
EU ELV Directive 2000/53/EC	Compliant with Exemptions
China RoHS 2 Directive MIIT Order No 32, 2016	有害物质含量超出标准 Restricted Substance(s) Above Threshold
EU REACH Regulation (EC) No. 1907/2006	Current ECHA Candidate List: JUNE 2025 (250) Candidate List Declared Against: JUNE 2024 (241) SVHC > Threshold: Pb (13% in Component Part) Article Safe Usage Statements: Do not eat, drink or smoke when using this product. Wash thoroughly after handling. Recycle if possible and dispose of the article by following all applicable governmental regulations relevant to your geographic location.
Halogen Content	Not Low Halogen - contains Br or Cl > 900 ppm.
Solder Process Capability	Not lead free process capable


Product Compliance Disclaimer

This information is provided based on reasonable inquiry of our suppliers and represents our current actual knowledge based on the information they provided. This information is subject to change. The part numbers that TE has identified as EU RoHS compliant have a maximum concentration of 0.1% by weight in homogenous materials for lead, hexavalent chromium, mercury, PBB, PBDE, DBP, BBP, DEHP, DIBP, and 0.01% for cadmium, or qualify for an exemption to these limits as defined in the Annexes of Directive 2011/65/EU (RoHS2). Finished electrical and electronic equipment products will be CE marked as required by Directive 2011/65/EU. Components may not be CE marked. Additionally, the part numbers that TE has identified as EU ELV compliant have a maximum concentration of 0.1% by weight in homogenous materials for lead, hexavalent chromium, and mercury, and 0.01% for cadmium, or qualify for an exemption to these limits as defined in the Annexes of Directive 2000/53/EC (ELV). Regarding the REACH Regulation, the information TE provides on SVHC in articles for this part number is based on the latest European Chemicals Agency (ECHA) 'Guidance on requirements for substances in articles' posted at this URL: <https://echa.europa.eu/guidance-documents/guidance-on-reach>

Also in the Series | [AMPLIMITE HD-20](#)




D-Shaped Connectors(285)



PCB D-Sub Connectors(285)

Customers Also Bought



TE Part #D01460-000
WP-254127-10-9



TE Part #208283-4
CPC RECPT ASSEMBLY SIZE 11-4




TE Part #1-213826-1
CPC 17-9 PSTD RECEPT ASSY LF



TE Part #1-747150-4
09 RCPT SP/FMS SCRLK



TE Part #880584-4
SHUNT CONNECTOR



TE Part #1462041-8
IMB03CTS=IM RELAY 140mW 5V HDV



TE Part #5-1879338-6
CPF 0603 100K 1% 50PPM 1K RL



TE Part #5227673-1
BNC PCB VERTICAL JACK W/POST



TE Part #5745536-2
25 RCPT RA/MS STD (SL)



TE Part #5745967-8
25 RCPT SP/FMS INSRT

Documents

Product Drawings

[09 RCPT SP/FMS INSRT](#)

English

CAD Files

[3D PDF](#)

[3D](#)

[Customer View Model](#)

[ENG_CVM_CVM_747150-8_S.2d_dxf.zip](#)



English

Customer View Model

[ENG_CVM_CVM_747150-8_S.3d_igs.zip](#)

English

Customer View Model

[ENG_CVM_CVM_747150-8_S.3d_stp.zip](#)

English

By downloading the CAD file I accept and agree to the [Terms and Conditions](#) of use.

Product Specifications

[Application Specification](#)

English