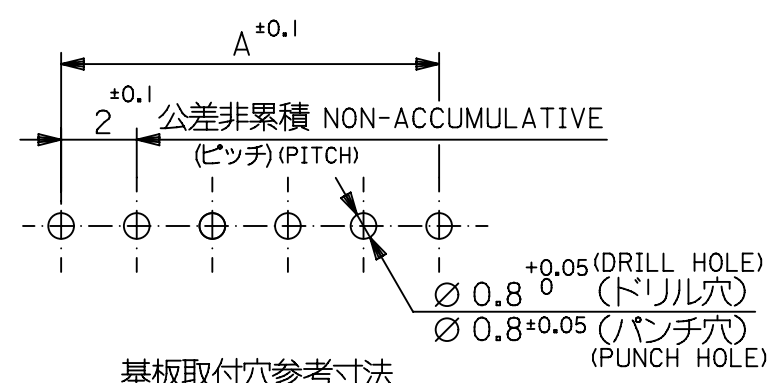
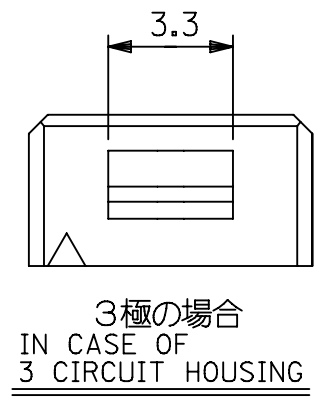
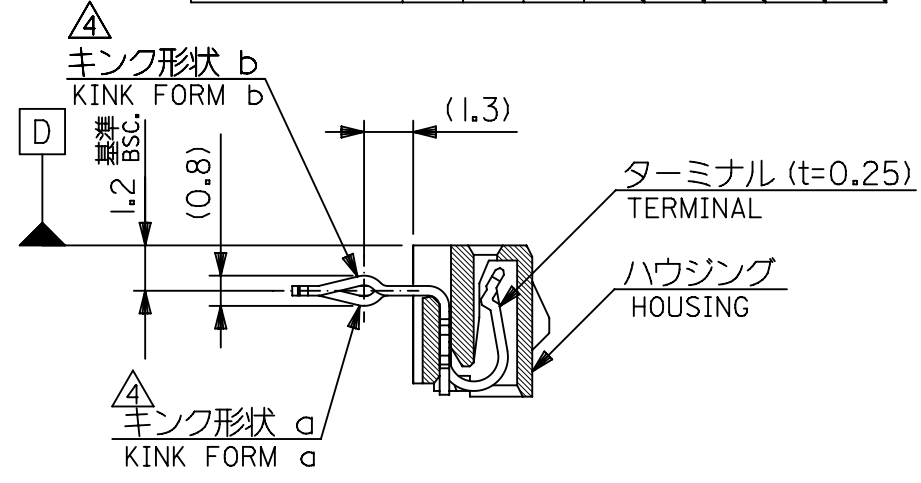


- 注記 NOTES
1. 材料 MATERIAL
ハウジング: PBT (ガラス15%入り), UL 94V-0
HOUSING G.F. 15%
ターミナル: リン青銅、錫メッキ
TERMINAL PHOS.BRO. PRE-TINNED
 2. 嵌合相手: 53290-**10, -**20
MATES WITH
 3. 各部のソリは0.2MAX.
CAMBER: 0.2MAX.
 4. キングは、下記表の位置に付加。
KINK TO BE APPLIED AS FOLLOWS.
(N: 極数 CKT.)

極数 CKT.	回路番号 CKT. NO.	1	2	3	4	5	N-2	N-1	N
6 極以上 MORE THAN 6 CKT.		—	a	b	—	—	b	a	—
5 極 5 CKT.		a	b	—	b	a			
4 極 4 CKT.		a	b	b	a				
3 極 3 CKT.		a	b	a					



基板取付穴参考寸法
RECOMMENDED P.C. BOARD
HOLE DIM.(REFERENCE)
(t=1.6)

41.5	38	52418-2010	20
33.5	30	-1610	16
31.5	28	-1510	15
29.5	26	-1410	14
27.5	24	-1310	13
25.5	22	-1210	12
23.5	20	-1110	11
21.5	18	-1010	10
19.5	16	-0910	9
17.5	14	-0810	8
15.5	12	-0710	7
13.5	10	-0610	6
11.5	8	-0510	5
9.5	6	-0410	4
7.5	4	52418-0310	3
B	A	ENG. NO.	極数 CKT.

	C1	変更 REVISED (745492)	LIKITY GGA	2023/04/26
	C	変更 REVISED (J30969)	T.I M.F	'93/9/23
	B	変更 REVISED (J10812)	T.I	'91/9/27
	A	変更 REVISED (J00866)	T.I	'90/8/21
	O	新規作成 RELEASED (J00558)	S.A	'90/7/12
	記号 LTR	変更内容 REVISION RECORD	DR. CHK.	日付 DATE
角度 ANGLE	±3°			
30 以上 OVER	±0.3			
10 以上 30 未満 OVER UNDER	±0.25			
10 未満 UNDER	±0.2			
一般公差 GENERAL TOLERANCES				

THIS DRAWING CONTAINS INFORMATION THAT IS PROPRIETARY TO MOLEX ELECTRONIC TECHNOLOGIES, LLC AND SHOULD NOT BE USED WITHOUT WRITTEN PERMISSION

DIMENSION UNITS	SCALE	CURRENT REV DESC: REMOVED OBSOLETE PART NUMBERS AS PER PCN#513405
mm	NTS	
GENERAL TOLERANCES (UNLESS SPECIFIED)		
ANGULAR TOL	±	°
4 PLACES	±	
3 PLACES	±	
2 PLACES	±	
1 PLACE	±	
0 PLACES	±	
DRAFT WHERE APPLICABLE MUST REMAIN WITHIN DIMENSIONS		
THIRD ANGLE PROJECTION	DRAWING	SERIES
EC NO: 784316	DRWN: VISHAH2	2024/04/22
CHK'D: GGA	2024/05/13	
APPR: GGA	2024/05/13	
INITIAL REVISION:		
DRWN: RFC_PLMIMP	2018/12/13	
APPR: RFC_PLMIMP	2018/12/13	
DOCUMENT NUMBER		
SD-52418-XX10		
DOC TYPE DOC PART REVISION		
PSD 001 C2		
MATERIAL NUMBER		
SEE TABLE		
CUSTOMER		
GENERAL MARKET		
SHEET NUMBER		
1 OF 1		