

500

TOGGLE SWITCHES SELF-CLEANING KNIFE BLADE AND JAW CONTACTS

The standard fixing of the 4 pole switches 540 and 550 is made by 2 screw bracket. Threaded bush on request. For this, add suffix CF.

— Solder lugs : types 500 - 510 - 540 - 550.

— Screw terminals : type 520.

Hardware : U166 + U411 (page 40).

Specifications:

Current/voltage rating : 3A 250VAC, 6A 125VAC, 6A 30VDC

Initial contact resistance : 10mΩ max. at 1A 2VDC

Insulation resistance : 1000MΩ min. at 500VDC

Dielectric strength : 2000 Vrms

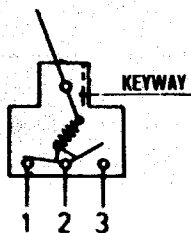
Temperature range : - 20 °C to + 55 °C

Life expectancy : 10,000 cycles with nominal load

Panel thickness : 5 mm max.

Sealing : — option TK Luxe

— sealing hoods (see page 39)



Order example : 521 TK Luxe

521	TK LUXE
MODEL	SEALING AND/OR OPTIONS


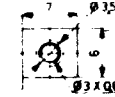
Central solder lug



Side solder lug



Side screw terminal



SCREW TERMINALS SINGLE AND DOUBLE POLE

POLE NUMBER	MODELS		FUNCTIONS			NET WT.	SEAL Δ	OPTIONS		
	Side terminals	RS STOCK No	ON	KEYWAY	OFF			9	TK LUXE	T
Single pole	521	197-7923	ON	—	OFF	29	●	●	●	●
	523		ON	—	ON	30	●	●	●	●
Double pole	527	197-7939	ON	—	OFF	31,3	●	●	●	●
	529	197-7715	ON	—	ON	32,3	●	●	●	●

