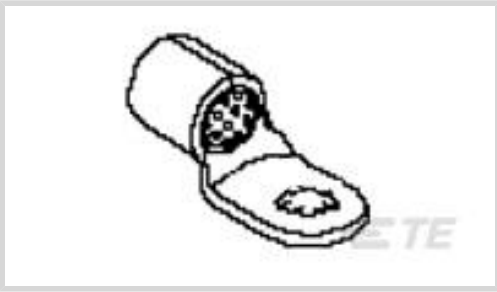




Terminals & Splices > Ring Terminals



Ring Terminal Product Type: **Closed Ring Tongue Terminal**

Wire Size: **33100 – 52600 CMA**

Stud Size: **3/8**

Features

Product Type Features

Ring Terminal Product Type	Closed Ring Tongue Terminal
Stud Size	3/8
Sealable	No
Wire Insulation Support Retention Type	Non-Insulation Support

Configuration Features

Number of Holes	1
-----------------	---

Contact Features

Barrel Type	Closed
Terminal Orientation	Straight
Terminal Plating Material	Tin
Contact Underplating Material	None

Dimensions

Wire Size	33100 – 52600 CMA
Stud Diameter	9.53 mm[.39 in]
Tongue Thickness	1.52 mm[.06 in]
Product Length	43.23 mm[1.702 in]
Barrel Inside Diameter	8.03 mm[.316 in]

Usage Conditions

Insulation Option	Uninsulated
Operating Temperature Range	-55 – 150 °C[-67 – 302 °F]



Packaging Features

Packaging Quantity	100
Packaging Method	Box

Product Compliance

For compliance documentation, visit the product page on TE.com>

EU RoHS Directive 2011/65/EU	Compliant
EU ELV Directive 2000/53/EC	Compliant
China RoHS 2 Directive MIIT Order No 32, 2016	No Restricted Materials Above Threshold
EU REACH Regulation (EC) No. 1907/2006	Current ECHA Candidate List: JAN 2025 (247) Candidate List Declared Against: JAN 2025 (247) Does not contain REACH SVHC
Halogen Content	Low Halogen - Br, Cl, F, I < 900 ppm per homogenous material. Also BFR/CFR/PVC Free
Solder Process Capability	Not applicable for solder process capability

Product Compliance Disclaimer

This information is provided based on reasonable inquiry of our suppliers and represents our current actual knowledge based on the information they provided. This information is subject to change. The part numbers that TE has identified as EU RoHS compliant have a maximum concentration of 0.1% by weight in homogenous materials for lead, hexavalent chromium, mercury, PBB, PBDE, DBP, BBP, DEHP, DIBP, and 0.01% for cadmium, or qualify for an exemption to these limits as defined in the Annexes of Directive 2011/65/EU (RoHS2). Finished electrical and electronic equipment products will be CE marked as required by Directive 2011/65/EU. Components may not be CE marked. Additionally, the part numbers that TE has identified as EU ELV compliant have a maximum concentration of 0.1% by weight in homogenous materials for lead, hexavalent chromium, and mercury, and 0.01% for cadmium, or qualify for an exemption to these limits as defined in the Annexes of Directive 2000/53/EC (ELV). Regarding the REACH Regulation, the information TE provides on SVHC in articles for this part number is based on the latest European Chemicals Agency (ECHA) 'Guidance on requirements for substances in articles' posted at this URL: <https://echa.europa.eu/guidance-documents/guidance-on-reach>

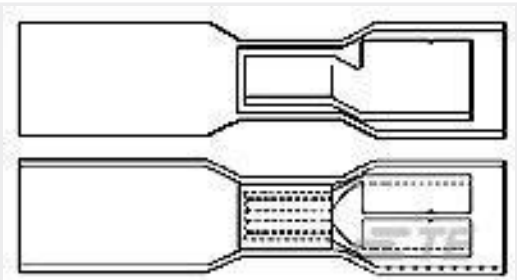
Compatible Parts

TE Part # 68086
HYP8 COPALUM IP 4AWG DIE SET

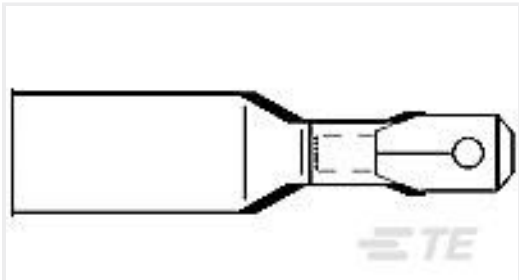
TE Part # 68045
HYP8/10 COPALUM BAR 4AWG DIE SET

Customers Also Bought

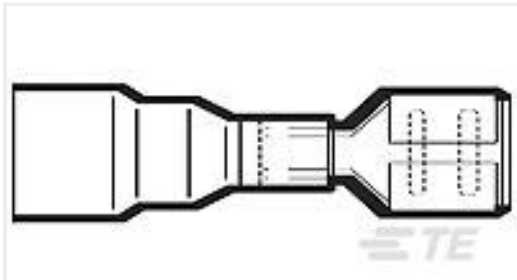





TE Part #CC2644-000
[B-106-8502CS100](#)



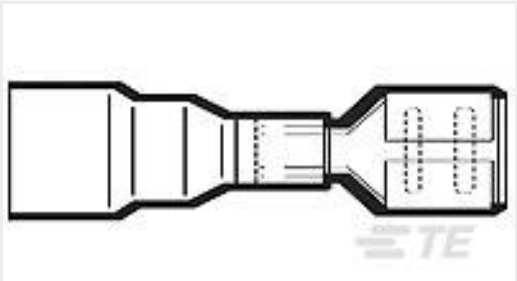
TE Part #CC2642-000
[B-106-4632CS100](#)



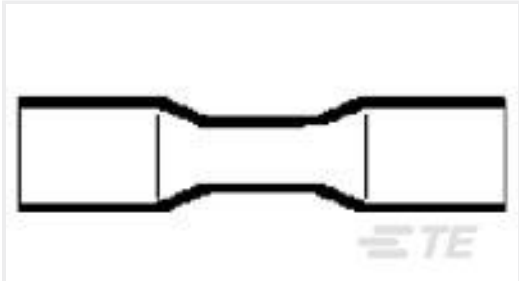
TE Part #CC2628-000
[B-106-3631CS100](#)



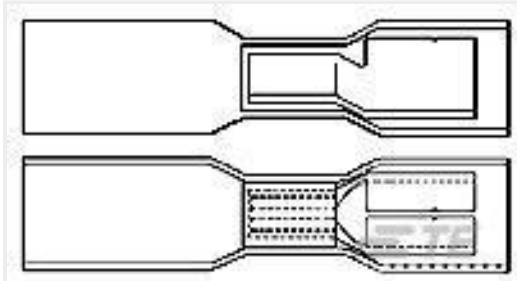
TE Part #CC2648-000
[B-106-1603CS50](#)



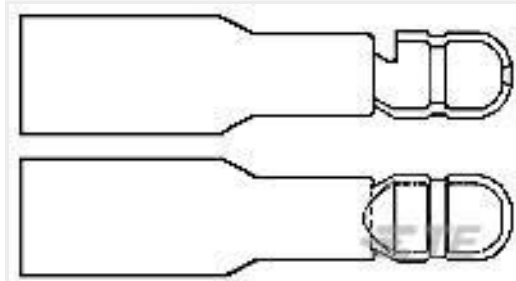
TE Part #CC2641-000
[B-106-3632CS100](#)




TE Part #CC2645-000
[D-406-0003CS50](#)




TE Part #CC2632-000
[B-106-8401CS100](#)



TE Part #CC2643-000
[B-106-7502CS100](#)



TE Part #CC2637-000
[B-106-1802CS100](#)



TE Part #CC2623-000
[B-106-1601CS100](#)

Documents

Product Drawings
[TERMINAL,COPALUM 4 3/8](#)

English

CAD Files

[3D PDF](#)

3D

Customer View Model

[ENG_CVM_CVM_50717-3_M.2d_dxf.zip](#)

English

Customer View Model

[ENG_CVM_CVM_50717-3_M.3d_igs.zip](#)

English

Customer View Model

[ENG_CVM_CVM_50717-3_M.3d_stp.zip](#)

English

By downloading the CAD file I accept and agree to the [Terms and Conditions](#) of use.

Datasheets & Catalog Pages



COPALUM Lite Sealed Terminals and Splices

English

Product Specifications

Application Specification

English

COPALUM Terminals And Splices For Solid And Stranded Wire

English

Application Specification

Japanese

Copalum Terminals & Splices f/Solid & Stranded Wire

Japanese

Agency Approvals

UL Report

English

UL Report

English