

DESCRIPTION

- Patented, internally threaded self-tapping anchor with ETA option 1 approval for cracked and uncracked concrete
- Approved for very small edge distances
- Complete grip over total anchor length
- Up to 6 times faster installation in comparison with drop-in anchors
- Each box comes with a proprietary bit and setting tool

APPLICATIONS


- Suspending conduit
- Cable trays
- Pipe supports
- Fire sprinklers
- Suspended lighting







MATERIALS



Snake Internal Thread Self-Tapping Anchors

Snake Anchor Kit - ZINC PLATED



Cat No.		 	Thread Size [mm]	Length [mm]		 Box Quantity	 Carton Quantity
DFM2310050	•		M8 x 31		12.7	1x50	8x50
DFM2310000	•		M10 x 31		12.7	1x50	8x50
DFM2310100			M12 x 42		19.1	1x50	4x50



BASE MATERIALS QUICK REFERENCE GUIDE



Uncracked
concrete



Solid brick/
masonry



Lightweight
concrete



Metal
profile



Cracked
concrete



Hollow
brick



Aerated
concrete



Chipboard



Hollow-core
concrete slabs



Sand-lime
stone solid



Gypsum
board



Wood



Natural
stone



Perforated
sand-lime stone



Gypsum
block



Steel

DISCLAIMER FOR RECOMMENDATIONS, INFORMATION AND USE OF DATA

The recommendations, information and data contained in this manual are put together with the greatest care and accuracy possible. It is based on principles, equations and safety factors set out in the technical documentation of DeWALT Anchors & Fasteners, Inc. that are believed to be correct and current as of April 1, 2015. The information and data is subject to change after such date as DeWALT Anchors & Fasteners, Inc. reserves the right to change the designs, materials and specifications of the products in this manual without notice.

It is the responsibility of the design professional to ensure that a suitable product is selected, properly designed and used in the intended application. This includes that the selected product and its use is compliant with the applicable building codes and other legal requirements and will satisfy

durability and performance criteria and margins of safety which they determine are applicable. The products must be used, handled, applied and installed strictly in accordance with all current instructions for use published by DeWALT Anchors & Fasteners, Inc.

The performance data given in this manual are the result of the evaluation of tests conducted under laboratory conditions. It is the responsibility of the designer and installer in charge to consider the conditions on site and to ensure the performance data given in the manual is applicable to the actual conditions. In particular the base material and environmental conditions have to be checked prior to installation. In case of doubt, contact the technical support of DeWALT Anchors & Fasteners, Inc.