







Inserts

Version	DT	Order No.
Intermediate switches		
 <p>5TA2 117 (front view)</p>	<p>Versions</p> <ul style="list-style-type: none"> • With claws • Without claws for hollow-wall mounting <p>For tops see section</p> <p>Page (ff.)</p> <ul style="list-style-type: none"> • Design / i-system / Switches and Pushbuttons 1/6 • Design / DELTA natur/Switches and Pushbuttons 7/6 • Design / DELTA profil/Switches and Pushbuttons 5/8 • Design / DELTA style/Switches and Pushbuttons 6/6 <p>Note</p> <p>Section</p> <p>Page</p> <p>For Technical specifications, see ...</p>	<p>A</p> <p>C</p> <p>5TA2 117</p> <p>5TA2 117-0KK</p>
 <p>5TA2 117 (rear view)</p>	<p>Technical Information / Switches and Pushbuttons / Intermediate switches</p> <p>19/8</p>	
Intermediate switches, for school program		
 <p>5TA2 132 (front view)</p>	<p>For tops see section</p> <p>Page (ff.)</p> <p>Design / i-system / School Program</p> <p>1/40</p>	<p>A</p> <p>5TA2 132</p>
 <p>5TA2 132 (rear view)</p>		
ON/OFF switches, 1-pole		
 <p>5TA2 151 (front view)</p>	<p>Versions</p> <ul style="list-style-type: none"> • With claws • Without claws for hollow-wall mounting <p>For tops see section</p> <p>Page (ff.)</p> <ul style="list-style-type: none"> • Design / i-system / Switches and Pushbuttons 1/6 • Design / DELTA natur/Switches and Pushbuttons 7/6 • Design / DELTA profil/Switches and Pushbuttons 5/8 • Design / DELTA style/Switches and Pushbuttons 6/6 <p>Note</p> <p>Section</p> <p>Page</p> <p>For Technical specifications, see ...</p>	<p>A</p> <p>C</p> <p>5TA2 151</p> <p>5TA2 151-0KK</p>
 <p>5TA2 151 (rear view)</p>	<p>Technical Information / Switches and Pushbuttons / ON/OFF switches, 1-pole</p> <p>19/8</p>	