

MULTIFUNCTION TIME RELAY IN CAGE-CLAMP
TECH. 1 CHANGEOVER, 8 FUNCTIONS AC/DC
24V/AC 200...240V

General technical data:		
product brand name		SIRIUS
Product designation		timing relay
mounting position		any
Product function non-volatile		No
Product component		Yes
• Relay output		No
• semi-conductor output		
Installation altitude at height above sea level maximum	m	2 000
Ambient temperature		
• during operation	°C	-25 ... +60
• during storage	°C	-40 ... +85
• during transport	°C	-40 ... +85
Relative humidity during operation	%	10 ... 95
EMC emitted interference acc. to IEC 61812-1		EN 61000-6-4(3)
EMI immunity acc. to IEC 61812-1		EN 61000-6-2
Conducted interference due to burst acc. to IEC 61000-4-4		2 kV network connection / 1 kV control connection
Conducted interference due to conductor-earth surge acc. to IEC 61000-4-5		2 kV
Conducted interference due to conductor-conductor surge acc. to IEC 61000-4-5		1 kV
Electrostatic discharge acc. to IEC 61000-4-2		4 kV contact discharge / 8 kV air discharge
Field-bound parasitic coupling acc. to IEC 61000-4-3		10 V/m
Surge voltage resistance Rated value	V	4 000

Active power loss total typical	W	2
Equipment marking acc. to DIN 40719 extended according to IEC 204-2 acc. to IEC 750		K
Equipment marking acc. to DIN EN 81346-2		K
Category acc. to EN 954-1		none
Protection against electrical shock		finger-safe
Protection class IP		IP20
Mechanical service life (switching cycles) typical		10 000 000
Electrical endurance (switching cycles) at AC-15 at 230 V typical		100 000
Operating frequency with 3RT2 contactor maximum	1/h	5 000
Shock resistance acc. to IEC 60068-2-27		11g / 15 ms
Relative repeat accuracy	%	1
Recovery time	ms	150
Minimum ON period	ms	35
Degree of pollution		3
Insulation voltage for overvoltage category III according to IEC 60664 with degree of pollution 3 Rated value	V	300
Relative setting accuracy relating to full-scale value	%	5

Switching Function:

Switching function		
• ON-delay		Yes
• ON-delay/instantaneous contact		No
• passing make contact		Yes
• passing make contact/instantaneous contact		No
• OFF delay		No
• flashing asymmetrically starting with interval		No
• flashing asymmetrically starting with pulse		No
• flashing symmetrically starting with pulse		No
• flashing symmetrically starting with pulse/instantaneous		No
• flashing symmetrically starting with interval		Yes
• flashing symmetrically starting with interval/instantaneous		No
• star-delta circuit		No
• star-delta circuit with delay time		No
Switching function with control signal		
• additive ON delay		Yes
• passing break contact		Yes
• OFF delay		Yes
• pulse-shaping		Yes
• OFF delay/instantaneous		No

• ON-delay/OFF-delay/instantaneous	No
• passing break contact/instantaneous	No
• additive ON delay/instantaneous	No
• ON-delay/OFF-delay	Yes
• passing make contact	No
• passing make contact/instantaneous contact	No
• pulse delayed	No
• pulse delayed/instantaneous	No
• pulse-shaping/instantaneous	No
Switching function of interval relay with control signal	
• retrotriggerable with deactivated control signal/instantaneous contact	No
• retrotriggerable with activated control signal	No
• retrotriggerable with activated control signal/instantaneous contact	No
• retriggerable with deactivated control signal	No
Design of the control terminal non-floating	Yes

Control circuit/ Control:

Adjustable time	s	0.05 ... 360 000
Type of voltage of the control supply voltage		AC/DC
Control supply voltage frequency 1	Hz	50 ... 60
Control supply voltage frequency 2	Hz	50 ... 60
Control supply voltage 2 with AC		
• at 50 Hz	V	200 ... 240
• at 60 Hz	V	200 ... 240
Operating range factor control supply voltage rated value		
• with AC		
— at 50 Hz		0.85 ... 1.1
— at 60 Hz		0.85 ... 1.1
• for DC		0.85 ... 1.1

Auxiliary circuit:

Contact reliability of the auxiliary contacts		one incorrect switching operation of 100 million switching operations (17 V, 5 mA)
Material of switching contacts		AgSnO2
Operating current of the auxiliary contacts		
• at AC-15		
— at 24 V	A	3
— at 250 V	A	3
• at DC-13		
— at 24 V	A	1
— at 125 V	A	0.2

— at 250 V	A	0.1
Design of the fuse link for short-circuit protection of the auxiliary switch required		fuse gL/gG: 4 A
Thermal current	A	5
Number of NC contacts		
• delayed switching		0
• instantaneous contact		0
Number of NO contacts		
• delayed switching		0
• instantaneous contact		0
Number of CO contacts		
• delayed switching		1
• instantaneous contact		0

Installation/ mounting/ dimensions:		
Mounting type		screw and snap-on mounting onto 35 mm standard mounting rail
Width	mm	22.5
Height	mm	103
Depth	mm	91
Required spacing with side-by-side mounting		
• upwards	mm	0
• forwards	mm	0
• at the side	mm	0
• Backwards	mm	0
• downwards	mm	0
Required spacing for grounded parts		
• Backwards	mm	0
• at the side	mm	0
• upwards	mm	0
• forwards	mm	0
• downwards	mm	0
Required spacing for live parts		
• downwards	mm	0
• Backwards	mm	0
• at the side	mm	0
• forwards	mm	0
• upwards	mm	0

Connections/ Terminals:		
Type of electrical connection for auxiliary and control current circuit		spring-loaded terminals
Type of connectable conductor cross-section		
• solid		2x (0.25 ... 1.5 mm ²)


- finely stranded
 - without core end processing
 - with core end processing
- for AWG conductors
 - stranded
 - solid

	2x (0.25 ... 1.5 mm ²)
	2 x (0.25 ... 1.5 mm ²)
	2x (24 ... 16)
	2x (24 ... 16)

Certificates/ approvals:

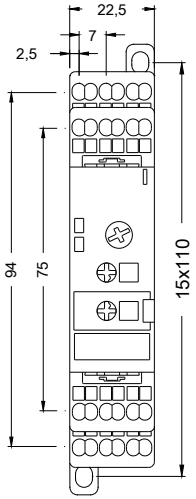
General Product Approval				Declaration of Conformity	Test Certificates
					Special Test Certificate
CCC	CSA		UL	EG-Konf.	

Shipping Approval					
					
BUREAU VERITAS	DNV	GL	LRS	PRS	RINA

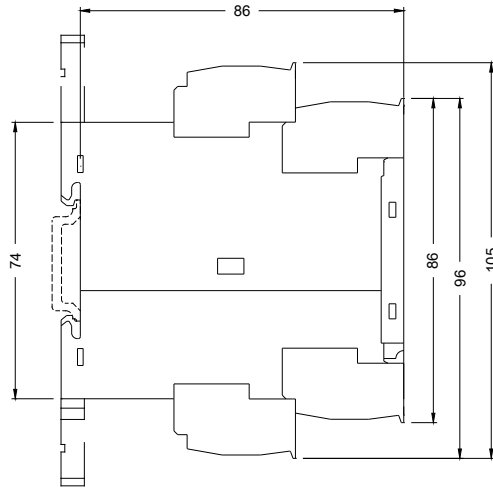
Shipping Approval	other
	other Environmental Confirmations Confirmation
RMRS	

Further information

- Information- and Downloadcenter (Catalogs, Brochures,...)**
<http://www.siemens.com/industrial-controls/catalogs>
- Industry Mall (Online ordering system)**
<http://www.siemens.com/industrymall>
- Cax online generator**
<http://support.automation.siemens.com/WW/CAXorder/default.aspx?lang=en&mlfb=3RP15052AP30>
- Service&Support (Manuals, Certificates, Characteristics, FAQs,...)**
<https://support.industry.siemens.com/cs/ww/en/ps/3RP15052AP30>
- Image database (product images, 2D dimension drawings, 3D models, device circuit diagrams, EPLAN macros, ...)**
http://www.automation.siemens.com/bilddb/cax_de.aspx?mlfb=3RP15052AP30&lang=en



last modified:



23.02.2015