



### Main

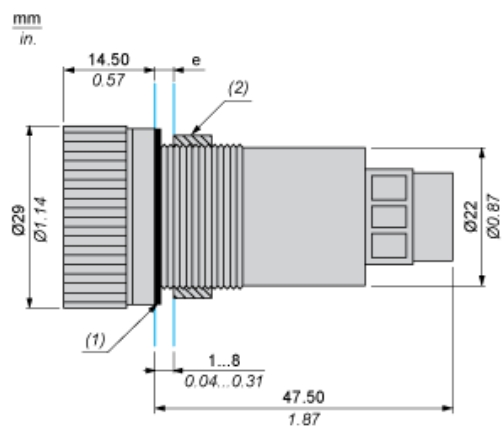
Range of product	Harmony XB5
Sale per indivisible quantity	1
Product or component type	Monolithic timer

### Complementary

Bezel material	Plastic
Fixing collar material	Plastic
Mounting diameter	22 mm
Panel Thickness	6 mm
Shape of signaling unit head	Round
Time delay range	3...60 s
Time delay type	A
Repeat accuracy	+/- 0.5 %
Setting accuracy of time delay	+/- 10 % of full scale 25 °C EN/IEC 61812-1
Temperature drift	+/- 0.05 %/°C
Voltage drift	+/- 0.2 %/V
Protection type	Overvoltage protection Reverse polarity protection
Output type	Open collector PNP
Temporary permissible current	10 A 0.01 s
Minimum switching current	10 mA
Voltage drop in closed state	<= 3 V
Network type	DC
Residual current in open state	<= 0.1 mA
Power consumption	< 1 W
Reset time	5 ms after time delay on de-energisation 7 ms during time delay on de-energisation
Local signalling	LED green flashing timing in progress LED steady no timing in progress and output relay energised
[Us] rated supply voltage	24 V DC
Supply voltage limits	16.8...31.2 V DC
Output short-circuit protection	With
Connections - terminals	Screw terminals 1 x 4 mm² EN/IEC 60947-1 Screw terminals 1 x 2.5 mm² EN/IEC 60947-1
IP degree of protection	IP65 front IEC 60529 IP20 back IEC 60529
Ambient air temperature for operation	-20...60 °C
Ambient air temperature for storage	-20...80 °C
Tightening torque	0.5 N.m
Dielectric strength	1500 V EN/IEC 61812-1
[Ui] rated insulation voltage	50 V EN 60947-1 50 V IEC 60664-1

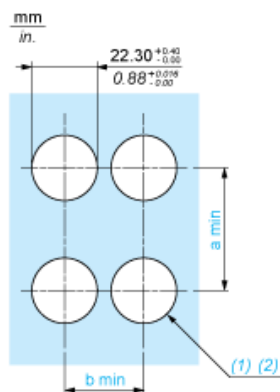
[Uimp] rated impulse withstand voltage	4 kV EN 60947-1 4 kV IEC 60664-1
Surge withstand	1 kV level 2 IEC 61000-4-5
Overvoltage category	Class 3 IEC 60536 Class 3 IEC 60664-1
Pollution degree	3
Vibration resistance	0.15 mm 10...60 Hz IEC 60068-2-6 2 gn 60...150 Hz IEC 60068-2-6
Shock resistance	+/- 15 gn 11 ms IEC 60068-2-27 6 shocks on each axis
Resistance to fast transients	2 kV level 3 IEC 61000-4-4
Electromagnetic compatibility	Electrostatic discharge 6 kV level 3 IEC 61000-4-2 Electromagnetic emission class B IEC 55011
Resistance to electromagnetic fields	10 V/m 80 MHz...1 GHz level 3 IEC 61000-4-3 3 V/m 1.4...2 GHz level 3 IEC 61000-4-3 1 V/m 2...2.7 GHz level 3 IEC 61000-4-3
Immunity to radioelectric fields	10 V level 3 EN/IEC 61000-4-6
Disturbance radiated/conducted	Class B EN 50022
Standards	EN/IEC 61812-1 UL 508
Product certifications	CE UL listed
Height	62 mm
Diameter	29 mm
Product weight	0.027 kg
Compatibility code	XB5

## Dimensions



- (e) Clamping thickness: 1 mm to 6 mm / 0.03 in. to 0.24 in.  
(1) Sealing ring  
(2) Screw

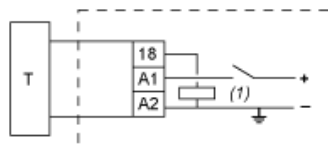
### Connection by Screw Clamp Terminals or Plug-in Connectors



- (1) Diameter on finished panel or support  
(2) Ø22 mm recommended (Ø22.3 0+0.4) / Ø0.89 in. recommended (Ø0.88 in. 0<sup>+0.016</sup>)

Connections	a in mm	a in in.	b in mm	b in in.
By screw clamp terminals or plug-in connector	50	1.97	30	1.18

## Wiring Diagram



T : Timer  
(1) Load  
A1 - Supply (24VDC)  
A2 :

---

## Function A : On Delay Timer

---

### Description

The timing period T begins on energisation with blinking LED indication. After timing, the output (18) closes and LED goes steady

### Function: Output



- De-energised
- Energised
- Output open
- Output closed
- (18) Timed output
- (A1- Supply
- A2)