THIS DRAWING IS UNPUBLISHED. RELEASED FOR PUBLICATION -,- .
© COPYRIGHT - By - ALL RIGHTS RESERVED.

| LOC | DIST |
|---|---|
| FB | 00 |

REVISIONS

| P | LTR | DESCRIPTION | DATE | DWN | APVD |
|---|---|---|---|---|---|
| | P | REVISED PER ECO-11-005033 | 29MAR11 | RK | HMR |

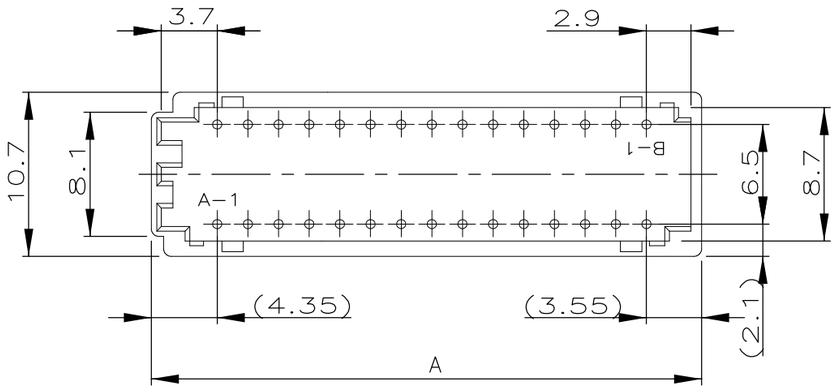


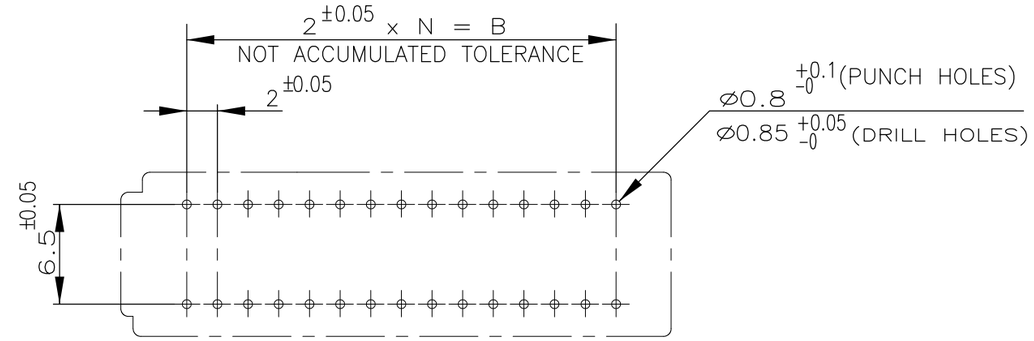


RECOMMENDABLE P.C.B MOUNTING DIMENSIONS
(CONNECTOR MOUNT SIDE)
( PCB THK=1.6)

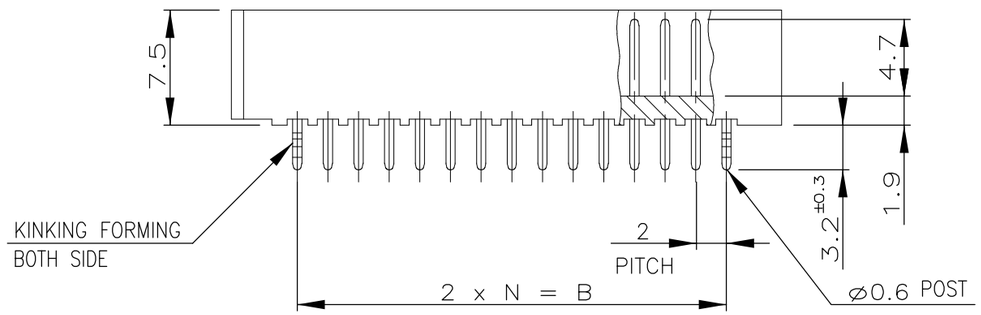


| A | B | N | POS | P/N |
|---|---|---|---|---|
| 35.9 | 28.0 | 14 | 30 | 3-292252-0 |
| 33.9 | 26.0 | 13 | 28 | 2- -8 |
| 31.9 | 24.0 | 12 | 26 | 2- -6 |
| 29.9 | 22.0 | 11 | 24 | 2- -4 |
| 27.9 | 20.0 | 10 | 22 | 2- -2 |
| 25.9 | 18.0 | 9 | 20 | 2- -0 |
| 23.9 | 16.0 | 8 | 18 | 1- -8 |
| 21.9 | 14.0 | 7 | 16 | 1-292252-6 |

NOTE

1. MATERIAL : HOUSING / 66NYLON UL94V-0 NATURAL
ø0.6 POST / TIN BRASS 3/4H

TOLERANCES UNLESS OTHERWISE SPECIFIED:

10≥ * : ±0.2
30≥ * >10 : ±0.25
100≥ * >30 : ±0.3
ANGLE : ±3°

THIS DRAWING IS A CONTROLLED DOCUMENT.

DIMENSIONS: mm

TOLERANCES UNLESS OTHERWISE SPECIFIED:
0 PLC ± -
1 PLC ± -
2 PLC ± -
3 PLC ± -
4 PLC ± -
ANGLES ± -

MATERIAL: SEE NOTE
FINISH: SEE NOTE

DWN S.XU 31JAN03
CHK S.YAO 31JAN03
APVD T. SASAKI 31JAN03
PRODUCT SPEC 108-60020
APPLICATION SPEC —
WEIGHT —

TE Connectivity

NAME: CT DOUBLE ROW CONNECTOR POST HEADER (VERTICAL)

| SIZE | CAGE CODE | DRAWING NO | RESTRICTED TO |
|---|---|---|---|
| A3 | 00779 | C-292252 | — |

CUSTOMER DRAWING | SCALE NTS | SHEET 1 OF 1 | REV P