

## Bus system cable - SAC-5P-MR/ 5,0-924 SCO - 1405977


Please be informed that the data shown in this PDF Document is generated from our Online Catalog. Please find the complete data in the user's documentation. Our General Terms of Use for Downloads are valid (<http://download.phoenixcontact.com>)



Bus system cable, CANopen<sup>®</sup>, DeviceNet<sup>™</sup>, 5-position, PVC, gray, shielded, Plug angled M12 SPEEDCON, A-coded, on Free cable end, Cable length: 5 m



### Key commercial data

|                      |   |
|----------------------|---|
| Packing unit         | 1   |
| GTIN                 | <br>4 046356 800518 |
| Custom tariff number | 85444290  |

### Technical data

#### Dimensions

|                 |     |
|-----------------|-----|
| Length of cable | 5 m |
|-----------------|-----|

#### Ambient conditions

|                                 |                                  |
|---------------------------------|----------------------------------|
| Ambient temperature (operation) | -25 °C ... 90 °C (Plug / socket) |
| Degree of protection            | IP65                             |
|                                 | IP67                             |

#### General

|                        |                        |
|------------------------|------------------------|
| Rated current at 40°C  | 4 A                    |
| Rated voltage          | 60 V                   |
| Number of positions    | 5                      |
| Contact resistance     | ≤ 5 mΩ                 |
| Insulation resistance  | ≥ 100 MΩ               |
| Coding                 | A - standard           |
| Signal type/category   | CANopen <sup>®</sup>   |
|                        | DeviceNet <sup>™</sup> |
| Status display         | No                     |
| Surge voltage category | II                     |
| Pollution degree       | 3                      |

# Bus system cable - SAC-5P-MR/ 5,0-924 SCO - 1405977

## Technical data

### General

|        |                        |
|--------|------------------------|
| Torque | 0.4 Nm (M12 connector) |
|--------|------------------------|

### Material

|   |   |
|---|---|
| Inflammability class according to UL 94 | HB  |
| Contact material                        | CuSn  |
| Contact surface material                | Ni/Au                                       |
| Contact carrier material                | TPU GF                                      |
| Material of grip body                   | TPU, hardly inflammable, self-extinguishing |
| Material, knurls                        | Zinc die-cast, nickel-plated                |

### Cable

|   |   |
|---|---|
| Cable type                                    | CAN Bus/DeviceNet gray  |
| Cable type (abbreviation)                     | 924   |
| UL AWM style                                  | 2464 (80°C/300 V)   |
| Cable structure                               | 2xAWG22 (Signal) + 2xAWG22 (Power)  |
| AWG signal line                               | 22  |
| AWG power supply                              | 22  |
| Conductor structure signal line               | 19x 0.15 mm   |
| Conductor structure, voltage supply           | 19x 0.15 mm   |
| Core diameter including insulation            | 1.27 mm ±0.05 mm (signal line)  |
|   | 2.24 mm ±0.13 mm (Power supply)   |
| Wire colors                                   | Red-black, blue-white   |
| Twisted pairs                                 | 2 cores to the pair   |
| Type of pair shielding                        | Plastic-coated aluminum foil, aluminum side inside                          |
| Overall twist                                 | 2 pairs around a drain wire in the center to the core                       |
| Shielding                                     | Plastic-coated aluminum foil with a filler litz wire, aluminum side outside |
| External sheath, color                        | gray  |
| External cable diameter D                     | 6.9 mm ±0.13 mm   |
| Minimum bending radius, flexible installation | 15 x D  |
| Cable weight                                  | 64.51 kg/km   |
| Outer sheath, material                        | PVC   |
| Material conductor insulation                 | Foamed PE (signal line)   |
|   | PVC (Power supply)  |
| Conductor material                            | Bare Cu litz wires  |
| Insulation resistance                         | ≥ 59.38 Ω*m (signal line)   |
|   | ≥ 57.41 GΩ*km (Power supply)  |
| Working capacitance                           | nom. 78.74 pF (per meter)   |
| Wave impedance                                | 120 Ω ±12 Ω   |
| Signal runtime                                | 4.46 ns/m   |
| Shield attenuation                            | 0.95 dB (f = 125 kHz)   |
|   | 1.64 dB (f = 500 kHz)   |
|   | 2.3 dB (f = 1 MHz)  |

# Bus system cable - SAC-5P-MR/ 5,0-924 SCO - 1405977

## Technical data

### Cable

|                                 |  |
|---------------------------------|--|
| Special properties              | UL standards PLTC and ITC                    |
| Resistance to oil               | Yes  |
| Other resistance                | UV resistant                                 |
| Ambient temperature (operation) | -30 °C ... 75 °C (cable, fixed installation) |

## Classifications

### eCl@ss

|            |          |
|------------|----------|
| eCl@ss 4.0 | 27060307 |
| eCl@ss 4.1 | 27060307 |
| eCl@ss 5.0 | 27061801 |
| eCl@ss 5.1 | 27060307 |
| eCl@ss 6.0 | 27279218 |
| eCl@ss 7.0 | 27279218 |
| eCl@ss 8.0 | 27279218 |

### ETIM

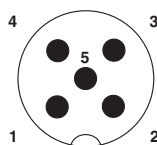
|          |          |
|----------|----------|
| ETIM 3.0 | EC000830 |
| ETIM 4.0 | EC001855 |
| ETIM 5.0 | EC001855 |

### UNSPSC

|               |          |
|---------------|----------|
| UNSPSC 6.01   | 26121616 |
| UNSPSC 7.0901 | 26121616 |
| UNSPSC 11     | 26121604 |
| UNSPSC 12.01  | 26121616 |
| UNSPSC 13.2   | 26121616 |


## Drawings

Schematic diagram



Pin assignment M12 male connector, 5-pos., A-coded, male side

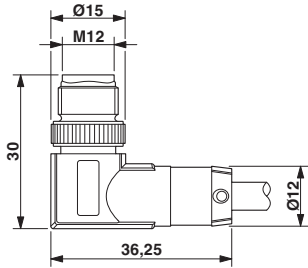
Cable cross section



CAN Bus/DeviceNet gray [924]

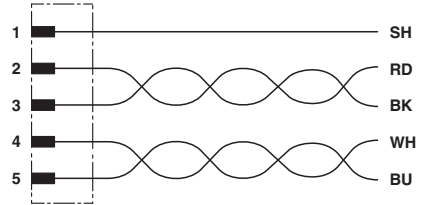
## Bus system cable - SAC-5P-MR/ 5,0-924 SCO - 1405977

Dimensioned drawing



M12 x 1 male plug, angled, shielded

Circuit diagram



Contact assignment of the M12 plug