

1-1375820-1 ✓ ACTIVE



CST

TE Internal #: 1-1375820-1

11 Position, Receptacle, Housing, Crimp, Wire-to-Wire, UL 94V-0, 2.54 mm [.1 in] Centerline, 1 Row, 250 VAC, Wire & Cable, Power & Signal

[View on TE.com >](#)

Connectors > Rectangular Connectors > Standard Rectangular Connectors > Receptacle Housing: 2.54mm, 1 Row, CST-100 II



Connector Product Type: **Housing**

Connector & Housing Type: **Receptacle**

Mating Retention: **With**

Mating Retention Type: **Latch**

Termination Method to Wire & Cable: **Crimp**

[All Receptacle Housing: 2.54mm, 1 Row, CST-100 II \(24\)](#)

Features

Product Type Features

Connector Product Type	Housing
Connector & Housing Type	Receptacle
Connector System	Wire-to-Wire
Sealable	No
Connector & Contact Terminates To	Wire & Cable

Configuration Features

Number of Positions	11
Number of Rows	1

Electrical Characteristics

Operating Voltage	250 VAC
-------------------	---------

Body Features

Primary Product Color	Natural
-----------------------	---------



Contact Features

Contact Retention Within Housing	Without
Contact Type	Socket
Contact Current Rating (Max)	7 A

Termination Features

Termination Method to Wire & Cable	Crimp
------------------------------------	-------

Mechanical Attachment

Strain Relief	Without
Panel Mount Feature	Without
Mating Retention	With
Mating Retention Type	Latch
Connector Mounting Type	Cable Mount (Free-Hanging)

Housing Features

Centerline (Pitch)	2.54 mm [.1 in]
Housing Material	Nylon GF

Dimensions

Connector Height	6.6 mm [.26 in]
Connector Length	28.45 mm [1.12 in]
Wire Size	.13 – .33 mm ²

Usage Conditions

Operating Temperature Range	-55 – 105 °C [-67 – 221 °F]
-----------------------------	-----------------------------

Operation/Application

Circuit Application	Power & Signal
---------------------	----------------

Industry Standards

Compatible With Agency/Standards Products	CSA, UL
UL Flammability Rating	UL 94V-0
Glow Wire Rating	Standard Part - Not Glow Wire

Packaging Features

Packaging Quantity	1
Packaging Method	Package

Product Compliance











[For compliance documentation, visit the product page on TE.com>](#)

EU RoHS Directive 2011/65/EU	Compliant
EU ELV Directive 2000/53/EC	Compliant
China RoHS 2 Directive MIIT Order No 32, 2016	No Restricted Materials Above Threshold
EU REACH Regulation (EC) No. 1907/2006	Current ECHA Candidate List: JUNE 2025 (250) Candidate List Declared Against: JUNE 2025 (250) Does not contain REACH SVHC
Halogen Content	Low Halogen - Br, Cl, F < 900 ppm per homogenous material. Also BFR/CFR/PVC Free
Solder Process Capability	Not applicable for solder process capability

Product Compliance Disclaimer

This information is provided based on reasonable inquiry of our suppliers and represents our current actual knowledge based on the information they provided. This information is subject to change. The part numbers that TE has identified as EU RoHS compliant have a maximum concentration of 0.1% by weight in homogenous materials for lead, hexavalent chromium, mercury, PBB, PBDE, DBP, BBP, DEHP, DIBP, and 0.01% for cadmium, or qualify for an exemption to these limits as defined in the Annexes of Directive 2011/65/EU (RoHS2). Finished electrical and electronic equipment products will be CE marked as required by Directive 2011/65/EU. Components may not be CE marked. Additionally, the part numbers that TE has identified as EU ELV compliant have a maximum concentration of 0.1% by weight in homogenous materials for lead, hexavalent chromium, and mercury, and 0.01% for cadmium, or qualify for an exemption to these limits as defined in the Annexes of Directive 2000/53/EC (ELV). Regarding the REACH Regulation, the information TE provides on SVHC in articles for this part number is based on the latest European Chemicals Agency (ECHA) 'Guidance on requirements for substances in articles' posted at this URL: <https://echa.europa.eu/guidance-documents/guidance-on-reach>

Compatible Parts

 <p>TE Part # 1-647557-8 CST-100 II HSG 18 POS #2 BLKD</p>	 <p>TE Part # 1-640454-1 11P MTA100 HDR ASSY SQ STR POL</p>	 <p>TE Part # CAT-104MTA-NYLCC Nylon PCB Connector Covers: 2.54 mm, MTA 100</p>	 <p>TE Part # 4-641214-1 11P MTA100 HDR ASSY PO/RA LF</p>
 <p>TE Part # CAT-104MTA-PVUNH PCB Header: Polyester, Vertical, Unshrouded, No Mating Alignment</p>	 <p>TE Part # 1-640550-1 11P MTA100 COVER</p>	 <p>TE Part # CAT-104MTA-PRUSH PCB Header: Polyester, Right Angle, Unshrouded</p>	 <p>TE Part # 4-644456-1 11P MTA100 HDR ASSY (NARROW)</p>



Customers Also Bought



TE Part #CAT-103156-WBHSM
Receptacle Housing: Wire-to-Board,
with Mating Alignment, SL156



TE Part #CAT-104CST-RCPHS
Receptacle Housing: 2.54mm, 1 Row,
CST-100 II

Documents

CAD Files

3D PDF

3D

Customer View Model

[ENG_CVM_CVM_1-1375820-1_A.2d_dxf.zip](#)

English

Customer View Model

[ENG_CVM_CVM_1-1375820-1_A.3d_igs.zip](#)

English

Customer View Model

[ENG_CVM_CVM_1-1375820-1_A.3d_stp.zip](#)

English

By downloading the CAD file I accept and agree to the [Terms and Conditions](#) of use.

Product Specifications

Application Specification

English

Instruction Sheets

Instruction Sheet (U.S.)

English

Agency Approvals

CSA Certificate

English