


## Pre-printed cable markers

### WIC, snap on

The WIC range of pre-printed cable markers easily snap onto cables and wires. The WIC tool ensures an easy application of the markers – simply insert the markers into the tool, slide down and press the markers onto the wire while twisting. Markers for fibre cables should be applied by hand. All markers come with a locking mechanism to ensure perfect text alignment. The two WICA accessories are ideal for marking cables of larger diameters (6mm<sup>2</sup>-95mm<sup>2</sup>).

### Features and benefits

- Fast and easy to use pre-printed nylon snap-on marker
- Ideal where termination is completed or for maintenance and repair
- Markers lock together to give perfect text alignment
- Vibration resistant markers, WIC markers lock onto wire and cable tightly
- WIC tool holds 20 WIC markers in all four sizes
- Gripping system locks markers onto wire and resists rotation
- Available in yellow, white and international resistor colour code
- Popular 2 digit markings such as L1, L2, L3, PE are available in yellow or colour code
- Dispenser colour denotes marker size: WIC0 (green), WIC1 (red), WIC2 (blue), WIC3 (yellow)
- Two accessories available to identify cables from 6 mm<sup>2</sup> up to 25 mm<sup>2</sup> (WICA-AC10-25) and up to 95 mm<sup>2</sup> (WICA-ACT-BK)

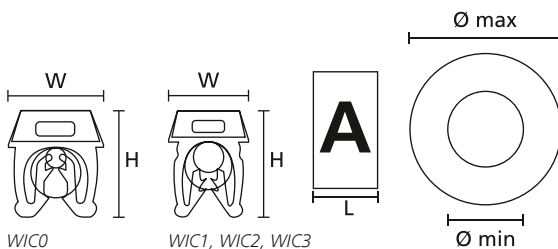


Use the applicator to simply snap the marker onto your cable.

<b>MATERIAL</b>	Polyamide 6.6 (PA66)
<b>Operating Temperature</b>	-40 °C to +85 °C, (+105 °C, 500 h)
<b>Flammability</b>	UL 94 V0



### Customized marking on request



Application video:  
WIC

TYPE	Bundle Ø min.	Bundle Ø max.	Width (W)	Height (H)	Length (L)	Wire Size Range (mm <sup>2</sup> )	Pack Cont.	Application Tool
WIC0	0.80	2.20	5.0	5.5	3.0	0.15-0.75 <sup>2</sup>	1,000 pcs.	WIC Tool
WIC1	2.00	2.80	5.0	6.4	3.0	0.50-1.50 <sup>2</sup>	1,000 pcs.	
WIC2	2.80	3.80	5.6	7.1	3.0	1.50-2.50 <sup>2</sup>	1,000 pcs.	
WIC3	4.30	5.30	8.0	9.6	3.0	4.00-6.00 <sup>2</sup>	500 pcs.	

All dimensions in mm. Subject to technical changes.

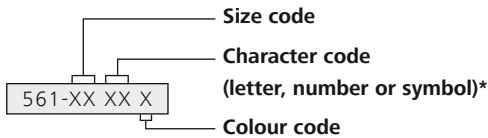
Minimum Order Quantity (MOQ) may differ from package content. Other packaging options may also be available. More colours on request.




### Pre-printed cable markers

#### WIC, snap on

Use our coding system, to easily order the markers suitable for your use.



\* For the assortment and the symbols please use the code with three digits.

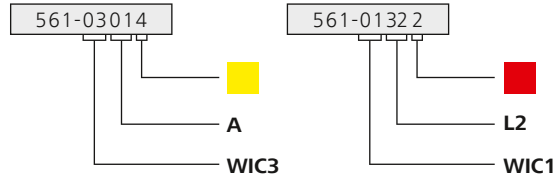


WIC – pre-printed wire and cable markers.

#### Step 1: Choose your size.

SIZE	WIC0	WIC1	WIC2	WIC3
Code	00	01	02	03

Example:



#### Step 2: Choose your letter, symbol, number or assortment.

LETTER	A	B	C	D	E	F	G	H	I	J	K
Code	01	02	03	04	05	06	07	08	09	10	11
LETTER	L	M	N	O	P	Q	R	S	T	U	V
Code	12	13	14	15	16	17	18	19	20	21	22
LETTER	W	X	Y	Z							
Code	23	24	25	26							

SYMBOL	L1	L2	L3	PE	+	-	/	↓	.
Code	31	32	33	34	70	71	72	73	74
SYMBOL									
Code	75	76	77	000	001				

NUMBER	0	1	2	3	4	5	6	7	8	9
Code	60	61	62	63	64	65	66	67	68	69

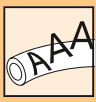
ASSORTMENT	0	1	2	3	4	5	6	7	8	9
Code	100									
ASSORTMENT	A	E	L	N	R	S	T	+	-	
Code	994									
ASSORTMENT	G	H	Y	Z	O	Q	J	K	X	L
Code	003									
ASSORTMENT	L1	L1	L2	L2	L3	L3	N	N	↓	↓
Code	300									
ASSORTMENT	L1	L1	L2	L2	L3	L3	N	N	↓	↓
Code	302									

ASSORTMENT	0	1	2	3	4	5	6	7	8	9
Code	101									
ASSORTMENT	B	C	U	V	W	P	D	F	I	M
Code	002									
ASSORTMENT	.	/	---	↓	+	-	~	=	*	
Code	004									
ASSORTMENT	L1	L1	L2	L2	L3	L3	N	N	↓	↓
Code	301									
ASSORTMENT	L1	L1	L2	L2	L3	L3	N	N	↓	↓
Code	303									

#### Step 3: Choose your colour.

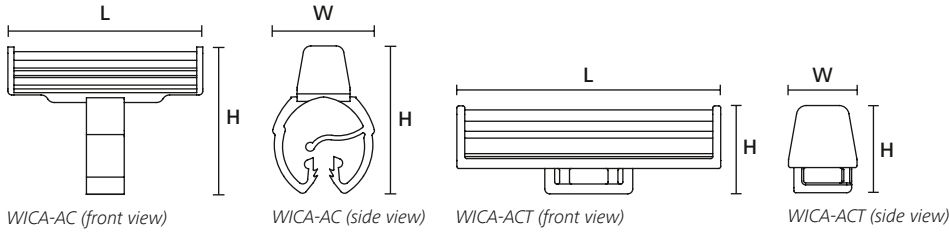
COLOUR										
Code	0	1	2	3	4	5	6	7	8	9

Customized marking on request

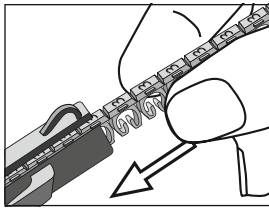


### Pre-printed cable markers

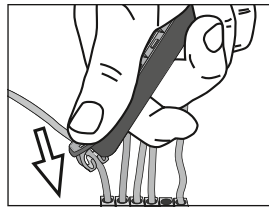
#### WIC Tool and accessories



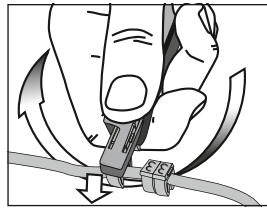
TYPE	Description	Bundle Ø min.	Bundle Ø max.	Width (W)	Height (H)	Length (L)	Marker tiles per carrier	Pack Cont.	Article-No.
WICA-AC10-25	Snap-on accessory	5.5	9.5	13.5	19.4	25.8	8	100 pcs.	561-06001
WICA-ACT-BK	WIC adapter set for fixing with cable ties	3.0	38.0	7.0	8.9	26.7	8	100 pcs.	561-06000
WIC Tool	Applicator	-	-	-	-	-	-	5 pcs.	561-00001



Step 1



Step 2



Step 3