

# Control and signaling units Ø 16 plastic

Harmony® XB6E monolithic, IP 65 and XB6 modular

Catalog

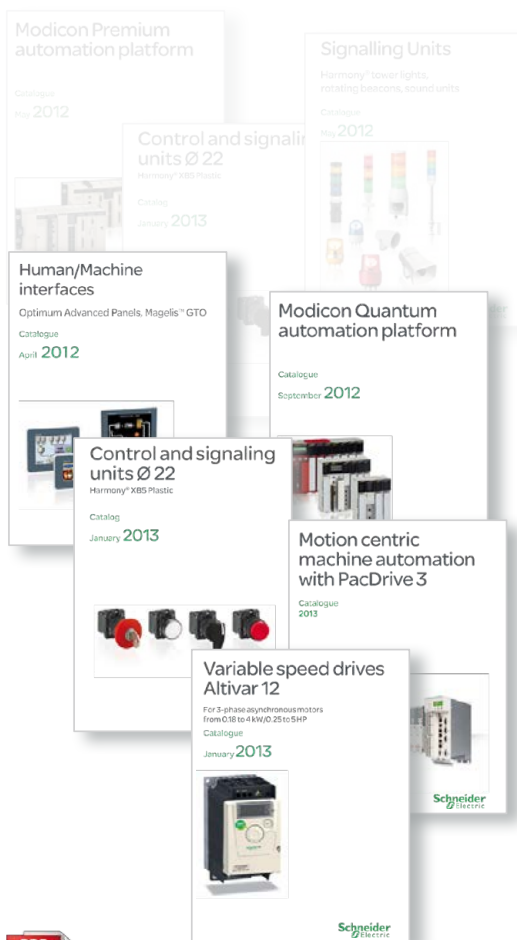
May **2013**



# How to find the “Automation and Control” products

## > Catalogs

Complete product ranges



## > Essential guides

Selection of the top selling products



# General contents

General presentation and selection guide ..	1
Harmony® XB6E monolithic, IP 65 .....	2
Harmony® XB6 modular .....	3
How to find Products, index .....	4



---

## General presentation and selection guide

### ■ General presentation

- Harmony® XB6E monolithic, IP 65 and XB6 modular products..... page 1/2
- Optimized features of Harmony® XB6E monolithic, IP 65..... page 1/3

*Selection guide* ..... page 1/4



# Control and signaling units Ø 16 plastic

Pushbuttons, switches and pilot lights

Harmony® XB6E monolithic, IP 65 and XB6 modular

1

Harmony® range of products with IP 65 degree of protection

## Wide choice of compact products

The Harmony® XB6E monolithic and XB6 modular range are used for a wide range of control and signaling products. Their reduced diameter (Ø 16 mm/0.630 in.) makes them suitable for installation on small machines and control panels. This range offers flexible and simple setup for complete products and separate components.

The Harmony® XB6E range are available in the form of complete units and the XB6 range in the form of complete units or sub-assemblies. These range allow the end-user to choose the right product among wide range according to several criterias: the design (monolithic or modular), the connectors (solder tab, compatible with faston connection, pins for printed circuit board or fast connector socket), the heads (circular, square or rectangular heads) and the functions (switches, pushbuttons and pilot lights).



### Contact functions

- > Pushbuttons with spring return
- > Selector switches and key switches, 2 or 3 positions
- > Mushroom head pushbuttons
- > Emergency stop pushbuttons

### Signaling functions

- > Pilot lights with LED, 'Protected LED', neon and incandescent bulbs

### Combined functions (Contact and Signaling)

- > Emergency stop pushbuttons
- > Pushbuttons with flush, spring return
- > Selector switches, 2 or 3 positions




Harmony® XB6E, true color LED brightness

# Control and signaling units Ø 16 plastic

Pushbuttons, switches and pilot lights

Harmony® XB6E monolithic, IP 65 and XB6 modular

1

Harmony® XB6	Harmony® XB6E
<p>Available in the form of complete units or sub-assemblies</p> 	<p>Available in the form of complete units</p> 
<p>Illuminated and non-illuminated selector switches</p> 	<p>Non-illuminated selector switches</p> 
<p>Non-illuminated mushroom head Emergency stop pushbuttons</p> 	<p>Illuminated and non-illuminated Emergency stop pushbuttons</p> 

## Optimized features of Harmony® XB6E monolithic

### True-color and high LED brightness

The Harmony® XB6E range of illuminated units deliver super-bright, true-color LED light in six colors: Red, Yellow, Green, Orange, White and Blue. This high level of brightness gives a clear indication regarding status of the machine.

### Emergency stop pushbuttons





















The trigger action Emergency stop pushbuttons are both illuminated and non-illuminated with turn-to-release and pull-to-release mechanisms.

### Accessories for a complete solution

The Harmony® XB6E range offers wide range of accessories that makes it easy to build a complete controlling solution and meet the installation needs. The accessories include five fast connector sockets, emergency labels, protective shutters, a bezel tightening tool and a blanking plug.



Global and worldwide certified offer

Type of products	Pilot lights	Pushbuttons, selector switches and pilot lights			Biometric switches	
						
						
						
						
<b>Description of range</b>	<ul style="list-style-type: none"> <li>LED pilot lights</li> </ul>	<ul style="list-style-type: none"> <li>Pushbuttons</li> <li>Multiple-headed pushbuttons</li> <li>Emergency Stop pushbuttons</li> <li>Emergency switching off pushbuttons</li> <li>Selector switches and key switches</li> <li>Illuminated pushbuttons</li> <li>Pilot lights</li> </ul>			<ul style="list-style-type: none"> <li>Fingerprint readers 24V ~</li> <li>Stand-alone biometric switches</li> <li>Stand-alone USB biometric switches</li> <li>USB biometric switches dedicated to Schneider HMI (1)</li> </ul>	
<b>Features</b>	<b>Products</b>	Monolithic, compact, low consumption	Complete units or sub-assemblies (body + head)			Monolithic
	<b>Bezel</b>	Double insulated	Double insulated (3)	Metal, chromium plated or black	Double insulated	Double insulated, dark grey
	<b>Shape of head</b>	Circular	Circular, square or rectangular	Circular	Circular or square	–
<b>Drilling or cut-out for fixing</b>		Ø 8 mm and Ø 12 mm/0.315 in. and 0.472 in.	Ø 16 mm/0.630 in.	Ø 22 mm/0.866 in.		
<b>Degree of protection</b>	Conforming to IEC 60529	IP 40 IP 65 with seal	IP 65	IP 66 IP 69K (Selector switches and key switches, multiple-headed pushbuttons and Emergency Stop pushbuttons with bellows)	IP 65 (control button)	
	Conforming to UL 508 and CSA C22-2 N° 14	–	Enclosure type 4, 4X and 13			Enclosure type 12
<b>Cabling</b>		Tags for 2.8 x 0.5 mm/0.110 x 0.020 in. connectors or threaded connector	Faston connectors Solder pins for printed circuit boards (3) Fast connector socket (4)	Spring clamp terminal connections Screw clamp terminal connections Faston connectors Connector With adaptor for printed circuit board		Cable or connectors
<b>Mounting</b>	Panel thickness	1...8 mm/0.039...0.315 in.	1...6 mm/0.039...0.236 in.			
<b>Type references</b>		XVLA	<b>XB6, XB6E</b>	XB4	XB5	XB5S

(1) Compatible with Magelis iPC, STU, OT, GXO, GT (except GT1000 series), GK, GH, and GTO models.  
 (2) Wireless and batteryless pushbutton and receiver ready-paired at the factory.

Wireless and batteryless pushbuttons	Pushbuttons, selector switches and pilot lights	Joystick controllers	Pushbuttons, selector switches and pilot lights	Cam switches				
								
								
								
								
<b>Description of range</b>	<ul style="list-style-type: none"> <li>Wireless and batteryless pushbuttons and rope pull switch</li> <li>Configurable receivers</li> <li>Access point</li> <li>Relay-antenna</li> <li>Mobile handy box or plastic boxes for wall mounting</li> </ul>	<ul style="list-style-type: none"> <li>Pushbuttons</li> <li>Emergency Stop and Emergency switching off pushbuttons</li> <li>Selector switches and key switches</li> <li>Illuminated pushbuttons</li> <li>Pilot lights</li> </ul>	<ul style="list-style-type: none"> <li>2 or 4 direction</li> <li>Stay put or spring return</li> </ul>	<ul style="list-style-type: none"> <li>Pushbuttons</li> <li>Emergency Stop buttons</li> <li>Selector switches and key switches</li> <li>Illuminated pushbuttons</li> <li>Pilot lights</li> </ul>	<ul style="list-style-type: none"> <li>Switches</li> <li>Stepping switches</li> <li>Reversing and changeover switches</li> <li>Ammeter switches</li> <li>Voltmeter switches</li> <li>Reversing switches</li> <li>Star-delta and reversing star-delta switches</li> <li>Pole change switches</li> </ul>			
<b>Features</b>	<b>Products</b>	Ready-to-use packs (2) and "components" range	Monolithic	Complete units or sub-assemblies (body + head with lever)	Complete units or sub-assemblies (body + head)	Complete units or sub-assemblies (body + front panel + head)		
	<b>Bezel</b>	Metal, chromium plated or double insulated, black	Double insulated, dark grey (or white for pilot lights)	Metal, chromium plated	Double insulated, black	Metal, chromium plated or double insulated, black		
	<b>Shape of head</b>	Transmitter with circular head	Circular	Circular	Hexagonal	Square		
<b>Drilling or cut-out for fixing</b>		Ø 22 mm/0.866 in.			Ø 30 mm/1.181 in.	Ø 16 or Ø 22 mm/0.630 or 0.866 in.: series K10 Ø 22 mm/0.866 in. and multifixing: series K1/K2 4 holes, 48 or 68 centres: series K30...K150		
<b>Degree of protection</b>	Conforming to IEC 60529	IP 65	IP 65 (control buttons and pilot lights) IP 54 (Emergency switching off pushbuttons)	IP 65	IP 66	IP 65: series K10 IP 40, IP 65 with seal: series K1/K2 IP 40: series K30...K150		
	Conforming to UL 508 and CSA C22-2 N° 14	Enclosure type 12	Enclosure type 3 (pushbuttons and Emergency stop) and 4 (pilot lights)	Enclosure type 4, 4X and 13	Enclosure type 4 and 13 (9001K) Enclosure type 4, 4X, 13 (9001SK)	–		
<b>Cabling</b>		Wireless (transmitter) Through cable (receiver)	Screw and captive clamp terminal connections Faston clip connections (pilot lights)	Screw and captive clamp terminal connections				
<b>Mounting</b>	Panel thickness	1...6 mm/0.039...0.236 in.				0.5...6 mm/0.020...0.236 in. (depending on model)		
<b>Type references</b>		XB5R, XB4R	XB7	XD4PA	XD2GA	XD5PA	9001K, 9001SK	K10, K1, K2, K30, K50, K63, K115, K150

(3) For Harmony® XB6 only.  
 (4) For Harmony® XB6E only.





---

## Harmony® XB6E monolithic, IP 65

### ■ General

- Presentation of range ..... *page 2/2*
- Presentation of complete units..... *page 2/3*

### ■ References

- Pushbuttons, spring return, latching
  - Non illuminated, spring return ..... *page 2/6*
  - Illuminated with integral LED, spring return..... *page 2/8*
  - Illuminated with integral LED, latching ..... *page 2/9*
- Pilot lights
  - With integral LED ..... *page 2/7*
- Emergency stop
  - Illuminated ..... *page 2/9*
  - Non-illuminated ..... *page 2/9*
- Selector switches
  - With standard handle..... *page 2/10*
  - Key switches..... *page 2/10*
- Accessories
  - Fast connector socket.....*page 2/11*
  - For pushbuttons.....*page 2/11*
  - Labels for Emergency stop pushbuttons.....*page 2/11*



# Control and signaling units Ø 16 plastic

Harmony® XB6E monolithic, IP 65  
Pushbuttons, switches and pilot lights

## Presentation

The Harmony® XB6E Ø 16 mm/0.630 in. range of products are compact and thus suitable for installation on small machines and control panels. They are well suited to applications where less space is available for mounting. This range comes with good color purity and thus has an advantage of LED brightness.

- This range includes:
  - Pushbuttons, selector/key switches, emergency stop trigger action pushbuttons for Start/Stop control of machines and installations, adjustment and parametering (contact functions),
  - Pilot lights for visual signaling (signaling functions),
  - Illuminated pushbuttons and emergency stop pushbuttons for control and signaling (contact functions and signaling functions),
  - Fast connector sockets with push-in technology.
- This Ø 16 mm/0.630 in. monolithic range offers the advantage of having 3 shapes of head (circular, square and rectangular), each available in 6 colors.
- These products are shown on the following pages in the form of complete units.
- The pushbutton and switch control offer (illuminated and non-illuminated) comprises:
  - Flush, latching, spring return unmarked pushbuttons,
  - Ø 32 mm/1.260 in. Emergency stop trigger action pushbuttons,
  - Selector switches with standard handle,
  - Key switches,
  - Various accessories.
- The pilot light signaling offer includes pilot lights with integral LED.

## Installation

- Harmony® XB6E products are both simple and quick to install:
  - Mounting by single installer (self-maintaining of the head in its cut-out),
  - Clip-together component system (head, body, contact blocks and LED).
- Type of connection: Faston connector and fast connector socket.

## Environment

The performance features of the XB6E range meet the following specifications:

- Degrees of protection:
  - IP 65 conforming to standard IEC 60529. The IP65 standard offer complete protection against solid particles, and a good level of protection against water.
- International standards:
  - For the entire range: EN/IEC 60947-1, EN/IEC 60947-5-1, EN/IEC 60947-5-5, UL 508, CSA C22-2 n° 14.
  - For Emergency stop pushbuttons: EN/IEC 60947-5-5.
- Product certifications:
  - For Emergency stop pushbuttons: UR, CCC
  - For other products: cURus, CCC

For more technical information, please refer to our website [www.schneider-electric.com](http://www.schneider-electric.com).

# Control and signaling units Ø 16 plastic

Harmony® XB6E monolithic, IP 65  
Pushbuttons, switches and pilot lights

**Description**

The Ø 16 mm/0.630 in. range of control and signaling units comprises complete, double insulated units.

**Functions**

**Contact functions**

Pushbuttons, flush, spring return



<b>Shape of head</b>	Circular	Square	Rectangular
<b>Degree of protection</b>	IP 65	IP 65	IP 65
<b>Color</b>	White, Orange, Green, Red, Yellow and Blue	White, Orange, Green, Red, Yellow and Blue	White, Orange, Green, Red, Yellow and Blue
<b>Reference</b>	<b>XB6EAA●●P</b>	<b>XB6ECA●●P</b>	<b>XB6EDA●●P</b>
<b>Pages</b>	2/6	2/6	2/6

**Selector switches with standard handle, 2 or 3-position**



<b>Shape of head</b>	Circular	Square	Rectangular
<b>Degree of protection</b>	IP 65	IP 65	IP 65
<b>Reference</b>	<b>XB6EAD●●P</b>	<b>XB6ECD●●P</b>	<b>XB6EDD●●P</b>
<b>Pages</b>	2/9	2/9	2/9

**Key switches, 2 or 3-position**



<b>Shape of head</b>	Circular	Square	Rectangular
<b>Degree of protection</b>	IP 65	IP 65	IP 65
<b>Reference</b>	<b>XB6EAG●●P</b>	<b>XB6ECG●●P</b>	<b>XB6EDG●●P</b>
<b>Pages</b>	2/9	2/9	2/9

# Control and signaling units Ø 16 plastic

Harmony® XB6E monolithic, IP 65  
Pushbuttons, switches and pilot lights

## Functions (continued)

## Contact functions (continued)

Emergency stop pushbuttons, turn to release and pull to release



Shape of head	Circular, Ø 32 mm/1.260 in.
Degree of protection	IP 65
Color	Red
Reference	<b>XB6ETN521P</b>
Page	2/8

## Signaling functions

### Pilot lights



	Circular	Square	Rectangular
Shape of head	Circular	Square	Rectangular
Degree of protection	IP 65	IP 65	IP 65
LED	Integral LEDs, 12 or 24 V	Integral LEDs, 12 or 24 V	Integral LEDs, 12 or 24 V
Color	White, Orange, Green, Red, Yellow and Blue	White, Orange, Green, Red, Yellow and Blue	White, Orange, Green, Red, Yellow and Blue
Reference	<b>XB6EAV●●P</b>	<b>XB6ECV●●P</b>	<b>XB6EDV●●P</b>
Pages	2/6	2/6	2/6

# Control and signaling units Ø 16 plastic

Harmony® XB6E monolithic, IP 65  
Pushbuttons, switches and pilot lights

Functions (continued)

Combined functions: contact and signaling

Illuminated pushbuttons, flush, spring return



Shape of head	Circular	Square	Rectangular
Degree of protection	IP 65	IP 65	IP 65
LED	Integral LED, 12 or 24 V	Integral LED, 12 or 24 V	Integral LED, 12 or 24 V
Color	White, Orange, Green, Red, Yellow and Blue	White, Orange, Green, Red, Yellow and Blue	White, Orange, Green, Red, Yellow and Blue
Reference	<b>XB6EAW●●P</b>	<b>XB6ECW●●P</b>	<b>XB6EDW●●P</b>
Pages	2/7	2/7	2/7

Illuminated pushbuttons, flush, latching



Shape of head	Circular	Square	Rectangular
Degree of protection	IP 65	IP 65	IP 65
LED	Integral LED, 12 or 24 V	Integral LED, 12 or 24 V	Integral LED, 12 or 24 V
Color	White, Orange, Green, Red, Yellow and Blue	White, Orange, Green, Red, Yellow and Blue	White, Orange, Green, Red, Yellow and Blue
Reference	<b>XB6EAF●●P</b>	<b>XB6ECF●●P</b>	<b>XB6EDF●●P</b>
Pages	2/8	2/8	2/8

Illuminated Emergency stop pushbuttons, turn to release and pull to release



Shape of head	Circular, Ø 32 mm/1.260 in.
Degree of protection	IP 65
LED	Integral LED, 12 or 24 V
Color	Red
Reference	<b>XB6ETI●●●P</b>
Page	2/8

# Control and signaling units Ø 16 plastic

Harmony® XB6E monolithic, IP 65  
Pushbuttons, switches and pilot lights

2



XB6EAA●●P







XB6ECA●●P



XB6EDA●●●P

## Pushbuttons, flush, spring return

Sold in lots of 5

Shape of head	Type of contacts	Color	Unit reference	Weight	
	 CO			kg/lb	
Circular 	1	White	XB6EAA11P	0.006/0.013	
		Black	XB6EAA21P	0.006/0.013	
		Green	XB6EAA31P	0.006/0.013	
		Red	XB6EAA41P	0.006/0.013	
		Yellow	XB6EAA51P	0.006/0.013	
		Blue	XB6EAA61P	0.006/0.013	
		2	White	XB6EAA12P	0.006/0.013
	Black		XB6EAA22P	0.006/0.013	
	Green		XB6EAA32P	0.006/0.013	
	Red		XB6EAA42P	0.006/0.013	
	Yellow		XB6EAA52P	0.006/0.013	
	Blue		XB6EAA62P	0.006/0.013	
	Square 		1	White	XB6ECA11P
		Black		XB6ECA21P	0.006/0.013
Green		XB6ECA31P		0.006/0.013	
Red		XB6ECA41P		0.006/0.013	
Yellow		XB6ECA51P		0.006/0.013	
Blue		XB6ECA61P		0.006/0.013	
2		White		XB6ECA12P	0.006/0.013
		Black	XB6ECA22P	0.006/0.013	
		Green	XB6ECA32P	0.006/0.013	
		Red	XB6ECA42P	0.006/0.013	
		Yellow	XB6ECA52P	0.006/0.013	
		Blue	XB6ECA62P	0.006/0.013	
		Rectangular 	1	White	XB6EDA11P
Black				XB6EDA21P	0.006/0.013
Green	XB6EDA31P			0.006/0.013	
Red	XB6EDA41P			0.006/0.013	
Yellow	XB6EDA51P			0.006/0.013	
Blue	XB6EDA61P			0.006/0.013	
2	White			XB6EDA12P	0.006/0.013
	Black		XB6EDA22P	0.006/0.013	
	Green		XB6EDA32P	0.006/0.013	
	Red		XB6EDA42P	0.006/0.013	
	Yellow		XB6EDA52P	0.006/0.013	
	Blue		XB6EDA62P	0.006/0.013	

# Control and signaling units Ø 16 plastic

Harmony® XB6E monolithic, IP 65  
Pushbuttons, switches and pilot lights



XB6EAV●●P






XB6ECV●●P



XB6EDV●●P

## Pilots lights with 12 or 24 V integral LED

Sold in lots of 5

Shape of head	Color	Unit reference		Weight kg/lb
		With 12 V LED	With 24 V LED	
<b>Circular</b> 	White	<b>XB6EAV1JP</b>	<b>XB6EAV1BP</b>	0.006/0.013
	Green	<b>XB6EAV3JP</b>	<b>XB6EAV3BP</b>	0.006/0.013
	Red	<b>XB6EAV4JP</b>	<b>XB6EAV4BP</b>	0.006/0.013
	Yellow	<b>XB6EAV5JP</b>	<b>XB6EAV5BP</b>	0.006/0.013
	Blue	<b>XB6EAV6JP</b>	<b>XB6EAV6BP</b>	0.006/0.013
	Orange	<b>XB6EAV8JP</b>	<b>XB6EAV8BP</b>	0.006/0.013
<b>Square</b> 	White	<b>XB6ECV1JP</b>	<b>XB6ECV1BP</b>	0.006/0.013
	Green	<b>XB6ECV3JP</b>	<b>XB6ECV3BP</b>	0.006/0.013
	Red	<b>XB6ECV4JP</b>	<b>XB6ECV4BP</b>	0.006/0.013
	Yellow	<b>XB6ECV5JP</b>	<b>XB6ECV5BP</b>	0.006/0.013
	Blue	<b>XB6ECV6JP</b>	<b>XB6ECV6BP</b>	0.006/0.013
	Orange	<b>XB6ECV8JP</b>	<b>XB6ECV8BP</b>	0.006/0.013
<b>Rectangular</b> 	White	<b>XB6EDV1JP</b>	<b>XB6EDV1BP</b>	0.006/0.013
	Green	<b>XB6EDV3JP</b>	<b>XB6EDV3BP</b>	0.006/0.013
	Red	<b>XB6EDV4JP</b>	<b>XB6EDV4BP</b>	0.006/0.013
	Yellow	<b>XB6EDV5JP</b>	<b>XB6EDV5BP</b>	0.006/0.013
	Blue	<b>XB6EDV6JP</b>	<b>XB6EDV6BP</b>	0.006/0.013
	Orange	<b>XB6EDV8JP</b>	<b>XB6EDV8BP</b>	0.006/0.013



# Control and signaling units Ø 16 plastic

Harmony® XB6E monolithic, IP 65  
Pushbuttons, switches and pilot lights

2



XB6EAW●●●P







XB6ECW●●●P



XB6EDW●●●P

## Illuminated pushbuttons, flush, spring return, with 12 or 24 V integral LED

Sold in lots of 5

Shape of head	Type of contacts  CO	Color	Unit reference		Weight  kg/lb
			With 12 V LED	With 24 V LED	
Circular 	1	White	XB6EAW1J1P	XB6EAW1B1P	0.006/0.013
		Green	XB6EAW3J1P	XB6EAW3B1P	0.006/0.013
		Red	XB6EAW4J1P	XB6EAW4B1P	0.006/0.013
		Yellow	XB6EAW5J1P	XB6EAW5B1P	0.006/0.013
		Blue	XB6EAW6J1P	XB6EAW6B1P	0.006/0.013
		Orange	XB6EAW8J1P	XB6EAW8B1P	0.006/0.013
	2	White	XB6EAW1J2P	XB6EAW1B2P	0.006/0.013
		Green	XB6EAW3J2P	XB6EAW3B2P	0.006/0.013
		Red	XB6EAW4J2P	XB6EAW4B2P	0.006/0.013
		Yellow	XB6EAW5J2P	XB6EAW5B2P	0.006/0.013
		Blue	XB6EAW6J2P	XB6EAW6B2P	0.006/0.013
		Orange	XB6EAW8J2P	XB6EAW8B2P	0.006/0.013
Square 	1	White	XB6ECW1J1P	XB6ECW1B1P	0.006/0.013
		Green	XB6ECW3J1P	XB6ECW3B1P	0.006/0.013
		Red	XB6ECW4J1P	XB6ECW4B1P	0.006/0.013
		Yellow	XB6ECW5J1P	XB6ECW5B1P	0.006/0.013
		Blue	XB6ECW6J1P	XB6ECW6B1P	0.006/0.013
		Orange	XB6ECW8J1P	XB6ECW8B1P	0.006/0.013
	2	White	XB6ECW1J2P	XB6ECW1B2P	0.006/0.013
		Green	XB6ECW3J2P	XB6ECW3B2P	0.006/0.013
		Red	XB6ECW4J2P	XB6ECW4B2P	0.006/0.013
		Yellow	XB6ECW5J2P	XB6ECW5B2P	0.006/0.013
		Blue	XB6ECW6J2P	XB6ECW6B2P	0.006/0.013
		Orange	XB6ECW8J2P	XB6ECW8B2P	0.006/0.013
Rectangular 	1	White	XB6EDW1J1P	XB6EDW1B1P	0.006/0.013
		Green	XB6EDW3J1P	XB6EDW3B1P	0.006/0.013
		Red	XB6EDW4J1P	XB6EDW4B1P	0.006/0.013
		Yellow	XB6EDW5J1P	XB6EDW5B1P	0.006/0.013
		Blue	XB6EDW6J1P	XB6EDW6B1P	0.006/0.013
		Orange	XB6EDW8J1P	XB6EDW8B1P	0.006/0.013
	2	White	XB6EDW1J2P	XB6EDW1B2P	0.006/0.013
		Green	XB6EDW3J2P	XB6EDW3B2P	0.006/0.013
		Red	XB6EDW4J2P	XB6EDW4B2P	0.006/0.013
		Yellow	XB6EDW5J2P	XB6EDW5B2P	0.006/0.013
		Blue	XB6EDW6J2P	XB6EDW6B2P	0.006/0.013
		Orange	XB6EDW8J2P	XB6EDW8B2P	0.006/0.013

# Control and signaling units Ø 16 plastic

Harmony® XB6E monolithic, IP 65  
Pushbuttons, switches and pilot lights



XB6EAF●●●P



XB6ECF●●●P



XB6EDF●●●P



XB6ET●●●P



XB6ETN521P

## Illuminated pushbuttons, flush, latching, with 12 or 24 V integral LED

Sold in lots of 5

Shape of head	Type of contacts	Color	Unit reference		Weight	
			With 12 V LED	With 24 V LED		
Circular 	 CO	White	XB6EAF1J1P	XB6EAF1B1P	0.006/0.013	
		Green	XB6EAF3J1P	XB6EAF3B1P	0.006/0.013	
		Red	XB6EAF4J1P	XB6EAF4B1P	0.006/0.013	
		Yellow	XB6EAF5J1P	XB6EAF5B1P	0.006/0.013	
		Blue	XB6EAF6J1P	XB6EAF6B1P	0.006/0.013	
		Orange	XB6EAF8J1P	XB6EAF8B1P	0.006/0.013	
	2	White	XB6EAF1J2P	XB6EAF1B2P	0.006/0.013	
		Green	XB6EAF3J2P	XB6EAF3B2P	0.006/0.013	
		Red	XB6EAF4J2P	XB6EAF4B2P	0.006/0.013	
		Yellow	XB6EAF5J2P	XB6EAF5B2P	0.006/0.013	
		Blue	XB6EAF6J2P	XB6EAF6B2P	0.006/0.013	
		Orange	XB6EAF8J2P	XB6EAF8B2P	0.006/0.013	
	Square 	1	White	XB6ECF1J1P	XB6ECF1B1P	0.006/0.013
			Green	XB6ECF3J1P	XB6ECF3B1P	0.006/0.013
			Red	XB6ECF4J1P	XB6ECF4B1P	0.006/0.013
			Yellow	XB6ECF5J1P	XB6ECF5B1P	0.006/0.013
			Blue	XB6ECF6J1P	XB6ECF6B1P	0.006/0.013
			Orange	XB6ECF8J1P	XB6ECF8B1P	0.006/0.013
2		White	XB6ECF1J2P	XB6ECF1B2P	0.006/0.013	
		Green	XB6ECF3J2P	XB6ECF3B2P	0.006/0.013	
		Red	XB6ECF4J2P	XB6ECF4B2P	0.006/0.013	
		Yellow	XB6ECF5J2P	XB6ECF5B2P	0.006/0.013	
		Blue	XB6ECF6J2P	XB6ECF6B2P	0.006/0.013	
		Orange	XB6ECF8J2P	XB6ECF8B2P	0.006/0.013	
Rectangular 		1	White	XB6EDF1J1P	XB6EDF1B1P	0.006/0.013
			Green	XB6EDF3J1P	XB6EDF3B1P	0.006/0.013
			Red	XB6EDF4J1P	XB6EDF4B1P	0.006/0.013
			Yellow	XB6EDF5J1P	XB6EDF5B1P	0.006/0.013
			Blue	XB6EDF6J1P	XB6EDF6B1P	0.006/0.013
			Orange	XB6EDF8J1P	XB6EDF8B1P	0.006/0.013
	2	White	XB6EDF1J2P	XB6EDF1B2P	0.006/0.013	
		Green	XB6EDF3J2P	XB6EDF3B2P	0.006/0.013	
		Red	XB6EDF4J2P	XB6EDF4B2P	0.006/0.013	
		Yellow	XB6EDF5J2P	XB6EDF5B2P	0.006/0.013	
		Blue	XB6EDF6J2P	XB6EDF6B2P	0.006/0.013	
		Orange	XB6EDF8J2P	XB6EDF8B2P	0.006/0.013	

## Emergency stop mushroom head pushbutton

### Illuminated

Shape of head	Type of push	Type of contacts	Unit reference		Weight
			With 12 V LED	With 24 V LED	
Circular, Ø 32 mm /1.260 in.	Trigger action, turn to release, pull to release	 N/C	XB6ETI522P	XB6ETI523P	0.027/0.060
			2		

### Non-illuminated

Shape of head	Type of push	Type of contacts	Unit reference		Weight
			With 12 V LED	With 24 V LED	
Circular, Ø 32 mm /1.260 in.	Trigger action, turn to release, pull to release	 N/C	XB6ETN521P		0.027/0.060
			2		

# Control and signaling units Ø 16 plastic

Harmony® XB6E monolithic, IP 65  
Pushbuttons, switches and pilot lights

2



XB6EAD●●●P



XB6EAG●●●P



XB6ECD●●●P



XB6ECG●●●P




























XB6EDD●●●P



XB6EDG●●●P

## Selector switches with standard handle or key switches

Sold in lots of 5

Shape of head	Type of push	Type of contacts	Number and type of positions	Unit reference	Weight
					kg/lb
Circular	Standard black handle 	1	2 - stay put 	XB6EAD221P	0.010/0.022
		2	2 - stay put 	XB6EAD222P	0.010/0.022
		2	3 - stay put 	XB6EAD232P	0.010/0.022
	Key (1) 	1	2 - stay put 	XB6EAG221P	0.020/0.044
		2	2 - stay put 	XB6EAG222P	0.020/0.044
		2	3 - stay put 	XB6EAG232P	0.020/0.044
Square	Standard black handle 	1	2 - stay put 	XB6ECD221P	0.010/0.022
		2	2 - stay put 	XB6ECD222P	0.010/0.022
		2	3 - stay put 	XB6ECD232P	0.010/0.022
	Key (1) 	1	2 - stay put 	XB6ECG221P	0.020/0.044
		2	2 - stay put 	XB6ECG222P	0.020/0.044
		2	3 - stay put 	XB6ECG232P	0.020/0.044
Rectangular	Standard black handle 	1	2 - stay put 	XB6EDD221P	0.010/0.022
		2	2 - stay put 	XB6EDD222P	0.010/0.022
		2	3 - stay put 	XB6EDD232P	0.010/0.022
	Key (1) 	1	2 - stay put 	XB6EDG221P	0.020/0.044
		2	2 - stay put 	XB6EDG222P	0.020/0.044
		2	3 - stay put 	XB6EDG232P	0.020/0.044

(1) Key n° 132, withdrawal from all positions. 2 keys supplied with product.

# Control and signaling units Ø 16 plastic

Harmony® XB6E monolithic, IP 65  
Pushbuttons, switches and pilot lights



ZB6YF●●



XB6E●● + ZB6YF●●



ZB6YF●●




ZB6YF●●



ZB6Y005

## Accessories

### Fast connector socket

For use with	Type of contacts	Sold in lots of	Unit reference	Weight
	 CO			kg/lb
Illuminated pushbutton	1	10	ZB6YF01	0.067/0.148
	2	10	ZB6YF02	0.078/0.172
Pilot Lights	–	10	ZB6YF03	0.056/0.123
Pushbutton and Selector Switches	1	10	ZB6YF04	0.058/0.128
	2	10	ZB6YF05	0.069/0.152

### For pushbuttons

Description	For use with	Sold in lots of	Unit reference	Weight
Bezel tightening tool + bulb extractor	Tightening and slackening the bezel changing bulbs	2	ZB6Y905	0.006/0.013
Protective shutters	Circular or square pushbuttons	1	ZB6YA001	0.003/0.007
	Rectangular pushbuttons	1	ZB6YD001	0.003/0.007
Blanking plug	–	10	ZB6Y005	0.001/0.002

### Labels for Emergency stop mushroom head pushbutton

Shape	Color	Marking	Sold in lots of	Unit reference	Weight
Circular	Yellow	EMERGENCY STOP	10	ZB6Y56	0.010/0.022



---

## Harmony® XB6 modular

### ■ General

- Presentation of range ..... page 3/2
- Presentation of complete units..... page 3/4
- Presentation of sub-assemblies..... page 3/6

### ■ References

- Pushbuttons, spring return, latching
  - Illuminated with integral LED, spring return..... page 3/8
  - Illuminated with integral LED, latching ..... page 3/10
  - Non illuminated, spring return ..... page 3/12
- Pilot lights
  - With integral LED.....page 3/11
- Emergency stop
  - Non-illuminated ..... page 3/14
- Selector switches
  - With standard handle..... page 3/15
  - Illuminated..... page 3/17
  - Key switches..... page 3/19
- Complete bodies
  - For pushbuttons..... page 3/22
  - For selector switches..... page 3/22
  - For pilot lights ..... page 3/23
- Separate contact blocks ..... page 3/23
- Accessories
  - For heads ..... page 3/24
  - For pushbuttons..... page 3/31
  - For pilot lights ..... page 3/31
- Legends and legend holders..... page 3/28



# Control and signaling units Ø 16 plastic

Harmony® XB6 modular

Pushbuttons, switches and pilot lights

## Presentation

The Harmony® XB6 Ø 16 mm/0.630 in. range of plastic control and signaling units are compact and well suited to applications where less space is available for mounting pushbuttons, switches and pilot lights. It easily proves its use in industry, buildings and the tertiary sector (small equipment, small machines and control panels).

■ This range includes:

- Pushbuttons, selector/key switches, Emergency stop pushbuttons for Start/Stop control of machines and installations, adjustment and parametering (contact functions),
- Pilot lights for visual signaling (signaling functions),
- Illuminated pushbuttons for control and signaling (contact and signaling functions).

■ The Ø 16 mm/0.630 in. modular range offers the advantage of having 3 shapes of head (circular, square and rectangular), each available in 6 colors.

■ The pushbutton and switch control offer (illuminated and non-illuminated) comprises:

- Flush, projecting, spring return or latching, marked or unmarked pushbuttons,
- Ø 30 mm/1.181 in. mushroom head Emergency stop trigger action and mechanically latching pushbuttons (conforming to standards EN/IEC 60204-1 and EN/ISO 13850),
- Selector switches with standard handle,
- Key switches,
- A wide choice of legends, legend holders and marked pushbutton caps,
- Various accessories.

■ The pilot light signaling offer includes:

- Pilot lights with integral LED,
- Pilot lights for bulbs.

## Installation

■ Harmony® XB6 products are both simple and quick to install:

- Mounting by single installer (self-maintaining of the head in its cut-out),
- Clip-together component system (head, body, contact blocks and LED).

■ 2 types of connection:

- Faston connector,
- Pins for printed circuit board.

## Environment

The performance features of XB6 range meet the following specifications:

■ Degrees of protection:

- IP 65 conforming to standard IEC 60529,
- NEMA type 4, 4X and 13 conforming to standard UL 50 and CSA C22-2 n° 94 (except key switches).

■ International standards:

- For the entire range: EN/IEC 60947-1, EN/IEC 60947-5-1, EN/IEC 60947-5-5, UL 508, CSA C22-2 n° 14, JIS C 4520 and 852.
- For Emergency stop pushbuttons: EN/IEC 60204-1 and EN/ISO 13850.

■ Product certifications: UL, CSA, CCC, GOST.

For more technical information, please refer to our website [www.schneider-electric.com](http://www.schneider-electric.com).

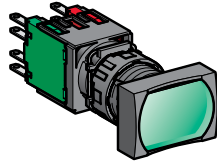
# Control and signaling units Ø 16 plastic

Harmony® XB6 modular  
Pushbuttons, switches and pilot lights

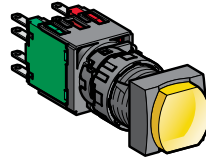
## Description

The Ø 16 range of plastic (double insulated) control and signaling units comprises:


**Complete units, XB6 pushbuttons, switches and pilot lights**



XB6D with rectangular head

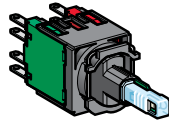


XB6C with square head



XB6A with circular head

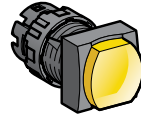
**Sub-assemblies, ZB6 pushbuttons, switches and pilot lights**  
Body + head sub-assemblies



ZB6D with rectangular head



ZB6C with square head



ZB6A with circular head

## Component parts and accessories, ZB

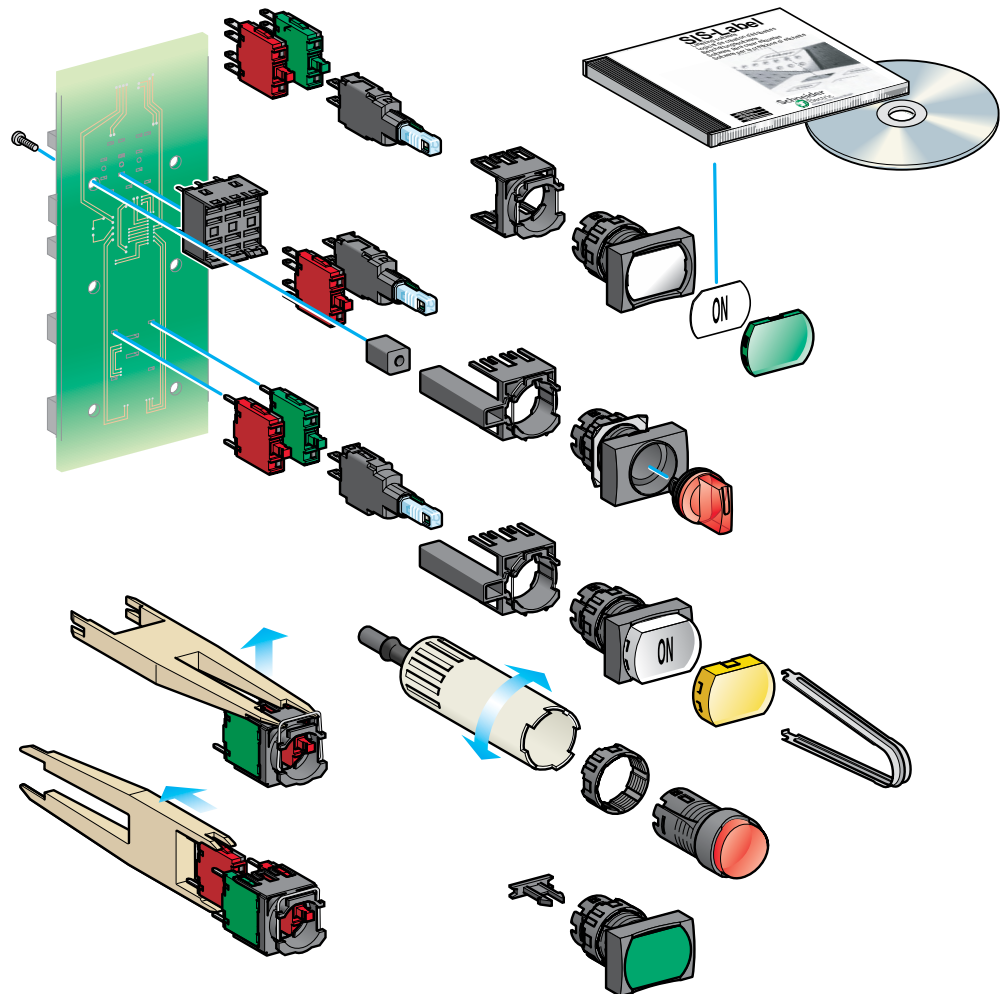
Any of the pushbuttons, switches or pilot lights in the range may be adapted by replacing certain component parts, such as:

### For heads

- Caps or lenses
- Legends
  - Pre-printed legends
  - Special legends produced using labelling software
- Link enabling operation of the 3<sup>rd</sup> contact (cannot be fitted on illuminated pushbuttons)

### For bodies

- LED, incandescent and neon bulbs
- NC or NO contact blocks, 3 contacts max. per block, with Faston connector or for printed circuit board
- Silver or gold flashed NC or NO contact blocks





# Control and signaling units Ø 16 plastic

Harmony® XB6 modular  
Pushbuttons, switches and pilot lights


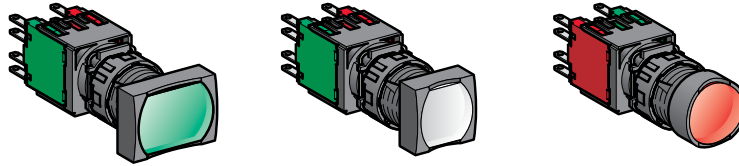
## Complete units

## Combined functions (contact and signaling)

### Illuminated pushbuttons

#### Illuminated pushbuttons with rectangular, square or circular head

#### Head colors



**Protected LED**

#### Flush push with integral LED, spring return

XB6DW●●●●  
see page 3/8

XB6CW●●●●  
see page 3/8

XB6AW●●●●  
see page 3/8


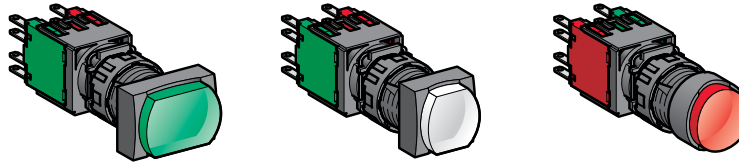
**Protected LED**

#### Flush push with integral LED, latching

XB6DF●●●●  
see page 3/10

XB6CF●●●●  
see page 3/10

XB6AF●●●●  
see page 3/10



**Protected LED**

#### Projecting push with integral LED, spring return

XB6DE●●●●  
see page 3/8

XB6CE●●●●  
see page 3/8

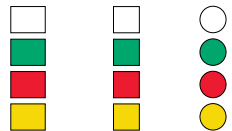
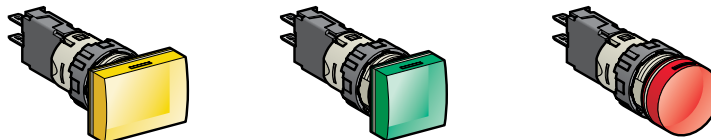
XB6AE●●●●  
see page 3/8

## Signaling functions

### Pilot lights

#### Pilot lights with rectangular, square or circular head

#### Head colors



**Protected LED**

#### With integral LED

XB6DV●●●  
see page 3/11


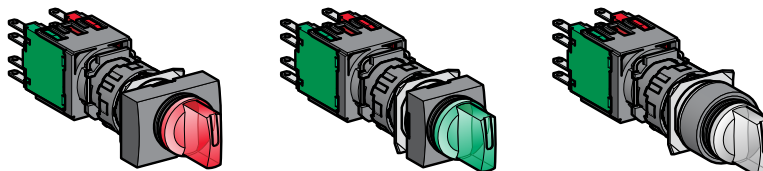
XB6CV●●●  
see page 3/11

XB6AV●●●  
see page 3/11

### Illuminated selector switches

#### Illuminated selector switches with rectangular, square or circular head

#### Head colors



#### With integral LED

XB6DK●●●●●  
see page 3/17

XB6CK●●●●●  
see page 3/17

XB6AK●●●●●  
see page 3/17

# Control and signaling units Ø 16 plastic

Harmony® XB6 modular  
Pushbuttons, switches and pilot lights


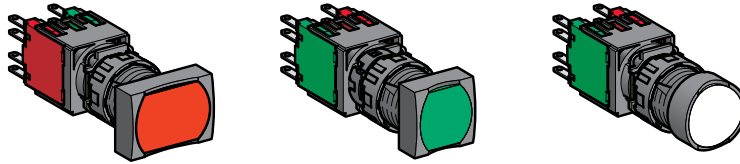
**Complete units**  
(continued)

**Contact functions**

Pushbuttons,  
spring return

Pushbuttons with rectangular, square or circular head

Head colors

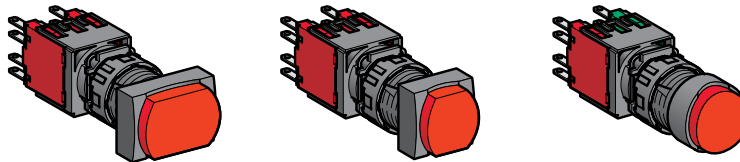


Flush

XB6DA●●●●  
see page 3/12

XB6CA●●●●  
see page 3/12

XB6AA●●●●  
see page 3/12



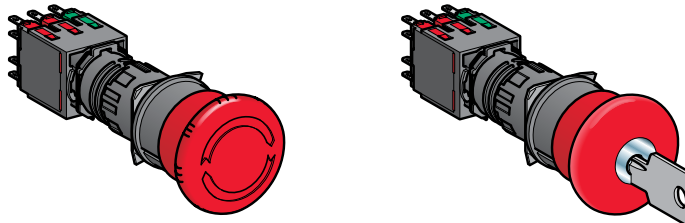
Projecting

XB6DL42B  
see page 3/12

XB6CL42B  
see page 3/12

XB6AL42B  
see page 3/12

Ø 30 mm/1.181 in.  
mushroom head  
Emergency stop trigger  
action and mechanically  
latching pushbuttons



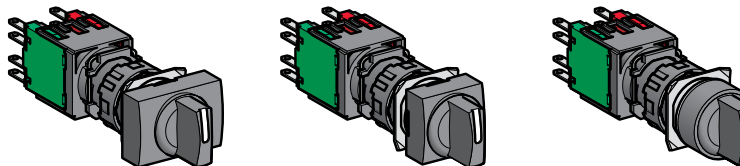
Turn to release  
(EN/ISO 13850)

XB6AS8349B  
see page 3/14

Key release  
(EN/ISO 13850)

XB6AS9349B  
see page 3/14

Selector switches and  
key switches

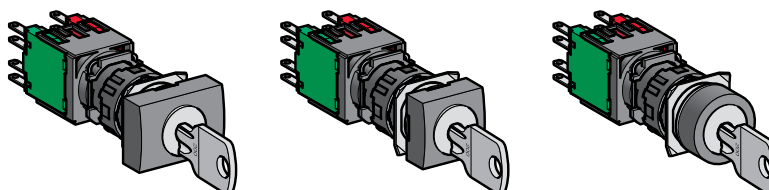


Selector switches, standard handle

XB6DD●●●  
see page 3/15

XB6CD●●●  
see page 3/15

XB6AD●●●  
see page 3/15



Key switches

XB6DG●●●  
see page 3/19

XB6CG●●●  
see page 3/19

XB6AG●●●  
see page 3/19

3

# Control and signaling units Ø 16 plastic

Harmony® XB6 modular  
Pushbuttons, switches and pilot lights

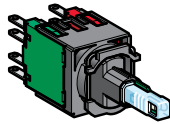
## Illuminated units for user assembly

For illuminated pushbuttons and selector switches



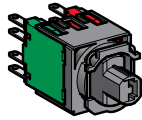
### Body sub-assemblies

With integral LED



Faston  
ZB6ZB●●B  
see page 3/22

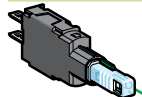
Direct supply, for incandescent bulb



Faston  
ZB6ZH●●B  
see page 3/22

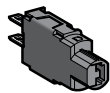
### Body sub-assemblies

With integral LED



Faston  
ZB6EB●B  
see page 3/23

Direct supply for incandescent bulb or with resistor

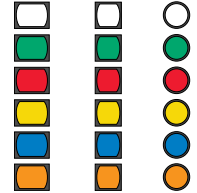
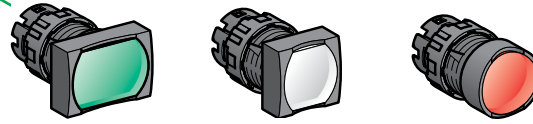


Faston  
ZB6E●0B  
see page 3/23

## Combined functions (contact and signaling)

### Head sub-assemblies, rectangular, square or circular

### Head colors

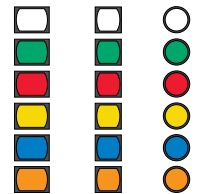
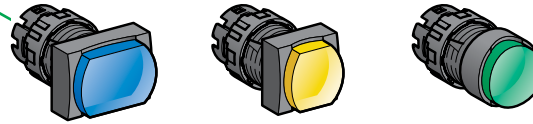


### Flush push, spring return

ZB6DW● see page 3/9    ZB6CW● see page 3/9    ZB6AW● see page 3/9

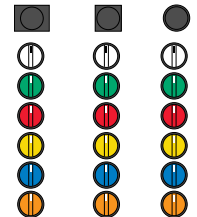
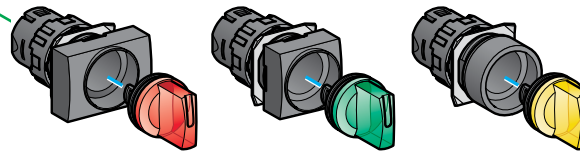
### Flush push, latching

ZB6DF●●●B see page 3/10    ZB6CF●●●B see page 3/10    ZB6AF●●●B see page 3/10



### Projecting push, spring return

ZB6DE● see page 3/9    ZB6CE● see page 3/9    ZB6AE● see page 3/9



### Selector switch heads, without handle

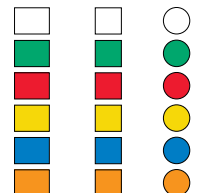
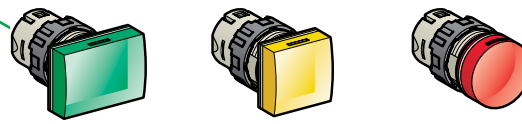
ZB6DD●● see page 3/18    ZB6CD●● see page 3/18    ZB6AD●● see page 3/18

## Signaling functions

For pilot lights

### Head sub-assemblies, rectangular, square or circular

### Head colors



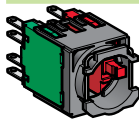
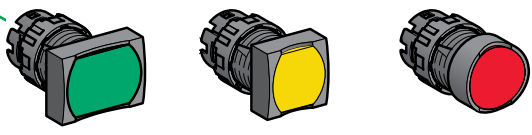
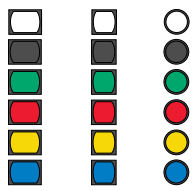
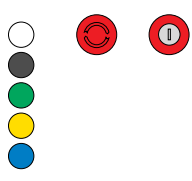
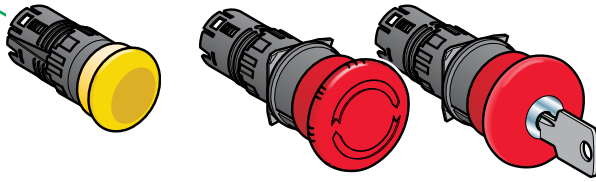
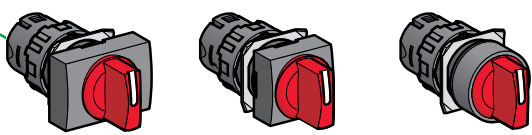


ZB6DV● see page 3/11    ZB6CV● see page 3/11    ZB6AV● see page 3/11

# Control and signaling units Ø 16 plastic

Harmony® XB6 modular  
Pushbuttons, switches and pilot lights

## Non illuminated units for user assembly

## Contact functions

Body sub-assemblies	Head sub-assemblies, rectangular, square or circular			Head colors
<b>For pushbuttons</b> Direct supply, for incandescent bulb 				
<b>Faston</b> ZB6ZB•B see page 3/22	<b>Flush push, spring return</b> ZB6DA● see page 3/13    ZB6CA● see page 3/13    ZB6AA● see page 3/13			
<b>For mushroom head and Emergency stop pushbuttons</b>				
	Ø 24 mm/0.945 in. , spring return ZB6AC● see page 3/14	Ø 30 mm/1.181 in. , trigger action and mechanically latching (EN/ISO 13850) Turn to release ZB6AS834 see page 3/14	Key release ZB6AS934 see page 3/14	
<b>For selector switches and key switches</b>				
	<b>Selector switch heads, standard handle</b> ZB6DD●● see page 3/16    ZB6CD●● see page 3/16    ZB6AD●● see page 3/16			
	<b>Key switch heads</b> ZB6DG●● see page 3/19    ZB6CG●● see page 3/20    ZB6AG●● see page 3/21			





3

Assembly of other products, using:  
body/contact assemblies: see page 3/22  
accessories: see page 3/24

## Control and signaling units Ø 16 plastic

Harmony® XB6 modular

Illuminated pushbuttons, spring return, with integral LED

Illuminated pushbuttons, spring return with 12...24 V integral LED							
Shape of head	Type of push	Type of contacts		Color of push	Reference	Weight kg/lb	
		N/O	N/C				
<b>Complete units</b>							
 Rectangular Flush	1	-	White	<b>XB6DW1B1B</b> (ZB6ZB11B + ZB6DW1)	0.022/0.049		
				Green	<b>XB6DW3B1B</b> (ZB6ZB31B + ZB6DW3)	0.022/0.049	
			Red		<b>XB6DW4B2B</b> (ZB6ZB42B + ZB6DW4)	0.022/0.049	
				1	1	White	<b>XB6DW1B5B</b> (ZB6ZB15B + ZB6DW1)
			Green				<b>XB6DW3B5B</b> (ZB6ZB35B + ZB6DW3)
				Red	<b>XB6DW4B5B</b> (ZB6ZB45B + ZB6DW4)	0.025/0.055	
	-	1	White		<b>XB6CW1B1B</b> (ZB6ZB11B + ZB6CW1)	0.022/0.049	
				Green	<b>XB6CW3B1B</b> (ZB6ZB31B + ZB6CW3)	0.022/0.049	
			Red		<b>XB6CW4B2B</b> (ZB6ZB42B + ZB6CW4)	0.022/0.049	
				1	1	White	<b>XB6CW1B5B</b> (ZB6ZB15B + ZB6CW1)
			Green				<b>XB6CW3B5B</b> (ZB6ZB35B + ZB6CW3)
				Red	<b>XB6CW4B5B</b> (ZB6ZB45B + ZB6CW4)	0.025/0.055	
 Circular Flush	1	-	White		<b>XB6AW1B1B</b> (ZB6ZB11B + ZB6AW1)	0.022/0.049	
				Green	<b>XB6AW3B1B</b> (ZB6ZB31B + ZB6AW3)	0.022/0.049	
			Red		<b>XB6AW4B2B</b> (ZB6ZB42B + ZB6AW4)	0.022/0.049	
				1	1	White	<b>XB6AW1B5B</b> (ZB6ZB15B + ZB6AW1)
			Green				<b>XB6AW3B5B</b> (ZB6ZB35B + ZB6AW3)
				Red	<b>XB6AW4B5B</b> (ZB6ZB45B + ZB6AW4)	0.025/0.055	
	-	1	Green		<b>XB6DE3B1B</b> (ZB6ZB31B + ZB6DE3)	0.022/0.049	
				Red	<b>XB6DE4B2B</b> (ZB6ZB42B + ZB6DE4)	0.022/0.049	
			1		1	White	<b>XB6DE1B5B</b> (ZB6ZB15B + ZB6DE1)
				Green			<b>XB6DE3B5B</b> (ZB6ZB35B + ZB6DE3)
			Red		<b>XB6DE4B5B</b> (ZB6ZB45B + ZB6DE4)	0.025/0.055	
				 Square Projecting	1	-	Green
Red	<b>XB6CE4B2B</b> (ZB6ZB42B + ZB6CE4)	0.022/0.049					
	1	1	White		<b>XB6CE1B5B</b> (ZB6ZB15B + ZB6CE1)	0.025/0.055	
Green					<b>XB6CE3B5B</b> (ZB6ZB35B + ZB6CE3)	0.025/0.055	
	Red	<b>XB6CE4B5B</b> (ZB6ZB45B + ZB6CE4)	0.025/0.055				
 Circular Projecting		1	-		Green	<b>XB6AE3B1B</b> (ZB6ZB31B + ZB6AE3)	0.022/0.049
	Red			<b>XB6AE4B2B</b> (ZB6ZB42B + ZB6AE4)		0.022/0.049	
		1	1	White	<b>XB6AE1B5B</b> (ZB6ZB15B + ZB6AE1)	0.025/0.055	
	Green				<b>XB6AE3B5B</b> (ZB6ZB35B + ZB6AE3)	0.025/0.055	
		Red	<b>XB6AE4B5B</b> (ZB6ZB45B + ZB6AE4)	0.025/0.055			



XB6DW●●●B



XB6CW●●●B



XB6AW●●●B



XB6DE●●●B



XB6CE●●●B



XB6AE●●●B

Assembly of other products, using:  
body/contact assemblies: see page 3/22  
accessories: see page 3/24

# Control and signaling units Ø 16 plastic

Harmony® XB6 modular

Illuminated pushbuttons, spring return, with integral LED



ZB6DW●



ZB6CW●



ZB6AW●



ZB6DE●









ZB6CE●



ZB6AE●

## Illuminated pushbuttons, spring return with 12...24 V integral LED (continued)

LED (continued)

Shape of head	Type of push	Color of push	Reference	Weight kg/lb		
<b>Heads only</b>						
Rectangular 	Flush	White	ZB6DW1	0.016/0.035		
		Green	ZB6DW3	0.016/0.035		
		Red	ZB6DW4	0.016/0.035		
		Yellow	ZB6DW5	0.016/0.035		
		Blue	ZB6DW6	0.016/0.035		
		Orange	ZB6DW8	0.016/0.035		
		6 colors (1)	ZB6DW9	0.016/0.035		
		Without cap (2)	ZB6DW0	0.016/0.035		
		Square 	Flush	White	ZB6CW1	0.016/0.035
				Green	ZB6CW3	0.016/0.035
Red	ZB6CW4			0.016/0.035		
Yellow	ZB6CW5			0.016/0.035		
Blue	ZB6CW6			0.016/0.035		
Orange	ZB6CW8			0.016/0.035		
6 colors (1)	ZB6CW9			0.016/0.035		
Without cap (2)	ZB6CW0			0.016/0.035		
Circular 	Flush			White	ZB6AW1	0.016/0.035
				Green	ZB6AW3	0.016/0.035
		Red	ZB6AW4	0.016/0.035		
		Yellow	ZB6AW5	0.016/0.035		
		Blue	ZB6AW6	0.016/0.035		
		Orange	ZB6AW8	0.016/0.035		
		6 colors (1)	ZB6AW9	0.016/0.035		
		Without cap (2)	ZB6AW0	0.016/0.035		
		Rectangular 	Projecting	White	ZB6DE1	0.016/0.035
				Green	ZB6DE3	0.016/0.035
Red	ZB6DE4			0.016/0.035		
Yellow	ZB6DE5			0.016/0.035		
Blue	ZB6DE6			0.016/0.035		
Orange	ZB6DE8			0.016/0.035		
6 colors (1)	ZB6DE9			0.016/0.035		
Without cap (2)	ZB6DW0			0.016/0.035		
Square 	Projecting			White	ZB6CE1	0.016/0.035
				Green	ZB6CE3	0.016/0.035
		Red	ZB6CE4	0.016/0.035		
		Yellow	ZB6CE5	0.016/0.035		
		Blue	ZB6CE6	0.016/0.035		
		Orange	ZB6CE8	0.016/0.035		
		6 colors (1)	ZB6CE9	0.016/0.035		
		Without cap (2)	ZB6CW0	0.016/0.035		
		Circular 	Projecting	White	ZB6AE1	0.016/0.035
				Green	ZB6AE3	0.016/0.035
Red	ZB6AE4			0.016/0.035		
Yellow	ZB6AE5			0.016/0.035		
Blue	ZB6AE6			0.016/0.035		
Orange	ZB6AE8			0.016/0.035		
6 colors (1)	ZB6AE9			0.016/0.035		
Without cap (2)	ZB6AW0			0.016/0.035		

(1) Separate 6 different colored caps (White, Green, Red, Yellow, Blue and Orange) included with head.

(2) To order caps separately, see page 3/24.





Assembly of other products, using:  
body/contact assemblies: see page 3/22  
accessories: see page 3/24

# Control and signaling units Ø 16 plastic




Harmony® XB6 modular

Illuminated pushbuttons, latching, with integral LED

## Illuminated pushbuttons, latching with 12...24 V integral LED

Shape of head	Type of push	Type of contacts		Color of push	Reference	Weight kg/lb
						
		N/O	N/C			

### Complete units

Shape of head	Type of push	Type of contacts	Type of contacts	Color of push	Reference	Weight kg/lb
	Flush	1	-	Green	<b>XB6DF3B1B</b> (ZB6ZB31B + ZB6DF3)	0.022/0.049
				Red	<b>XB6DF4B2B</b> (ZB6ZB42B + ZB6DF4)	0.022/0.049
				White	<b>XB6DF1B5B</b> (ZB6ZB15B + ZB6DF1)	0.025/0.055
				Green	<b>XB6DF3B5B</b> (ZB6ZB35B + ZB6DF3)	0.025/0.055
				Red	<b>XB6DF4B5B</b> (ZB6ZB45B + ZB6DF4)	0.025/0.055
	Flush	1	-	Green	<b>XB6CF3B1B</b> (ZB6ZB31B + ZB6CF3)	0.022/0.049
				Red	<b>XB6CF4B2B</b> (ZB6ZB42B + ZB6CF4)	0.022/0.049
				White	<b>XB6CF1B5B</b> (ZB6ZB15B + ZB6CF1)	0.025/0.055
				Green	<b>XB6CF3B5B</b> (ZB6ZB35B + ZB6CF3)	0.025/0.055
				Red	<b>XB6CF4B5B</b> (ZB6ZB45B + ZB6CF4)	0.025/0.055
	Flush	1	-	Green	<b>XB6AF3B1B</b> (ZB6ZB31B + ZB6AF3)	0.022/0.049
				Red	<b>XB6AF4B2B</b> (ZB6ZB42B + ZB6AF4)	0.022/0.049
				White	<b>XB6AF1B5B</b> (ZB6ZB15B + ZB6AF1)	0.025/0.055
				Green	<b>XB6AF3B5B</b> (ZB6ZB35B + ZB6AF3)	0.025/0.055
				Red	<b>XB6AF4B5B</b> (ZB6ZB45B + ZB6AF4)	0.025/0.055

Shape of head	Type of push	Color	Reference	Weight kg/lb
---------------	--------------	-------	-----------	--------------

### Heads only

	Flush	White	<b>ZB6DF1</b>	0.016/0.035
		Green	<b>ZB6DF3</b>	0.016/0.035
		Red	<b>ZB6DF4</b>	0.016/0.035
		Yellow	<b>ZB6DF5</b>	0.016/0.035
		Blue	<b>ZB6DF6</b>	0.016/0.035
		Orange	<b>ZB6DF8</b>	0.016/0.035
		6 colors (1)	<b>ZB6DF9</b>	0.016/0.035
		Without cap (2)	<b>ZB6DF0</b>	0.016/0.035
	Flush	White	<b>ZB6CF1</b>	0.016/0.035
		Green	<b>ZB6CF3</b>	0.016/0.035
		Red	<b>ZB6CF4</b>	0.016/0.035
		Yellow	<b>ZB6CF5</b>	0.016/0.035
		Blue	<b>ZB6CF6</b>	0.016/0.035
		Orange	<b>ZB6CF8</b>	0.016/0.035
		6 colors (1)	<b>ZB6CF9</b>	0.016/0.035
		Without cap (2)	<b>ZB6CF0</b>	0.016/0.035
	Flush	White	<b>ZB6AF1</b>	0.016/0.035
		Green	<b>ZB6AF3</b>	0.016/0.035
		Red	<b>ZB6AF4</b>	0.016/0.035
		Yellow	<b>ZB6AF5</b>	0.016/0.035
		Blue	<b>ZB6AF6</b>	0.016/0.035
		Orange	<b>ZB6AF8</b>	0.016/0.035
		6 colors (1)	<b>ZB6AF9</b>	0.016/0.035
		Without cap (2)	<b>ZB6AF0</b>	0.016/0.035

(1) Separate 6 different colored caps (White, Green, Red, Yellow, Blue and Orange) included with head.

(2) To order caps separately, see page 3/24.



XB6DF●●●B



XB6CF●●●B



XB6AF●●●B



ZB6DF●



ZB6CF●



ZB6AF●

Assembly of other products, using:  
body/contact assemblies: see page 3/22  
accessories: see page 3/24

# Control and signaling units Ø 16

## plastic

Harmony® XB6 modular  
Pilot lights with integral LED



XB6DV●BB



XB6CV●BB



XB6AV●BB



ZB6DV●









ZB6CV●



ZB6AV●

### Pilot lights with 12...24 V integral LED

Shape of head	Color of lens cap	Reference	Weight kg/lb
<b>Complete units</b>			
<b>Rectangular</b> 	White	<b>XB6DV1BB</b> (ZB6EB1B + ZB6DV1)	0.015/0.033
	Green	<b>XB6DV3BB</b> (ZB6EB3B + ZB6DV3)	0.015/0.033
	Red	<b>XB6DV4BB</b> (ZB6EB4B + ZB6DV4)	0.015/0.033
	Yellow	<b>XB6DV5BB</b> (ZB6EB5B + ZB6DV5)	0.015/0.033
	<b>Square</b>		
<b>Square</b> 	White	<b>XB6CV1BB</b> (ZB6EB1B + ZB6CV1)	0.015/0.033
	Green	<b>XB6CV3BB</b> (ZB6EB3B + ZB6CV3)	0.015/0.033
	Red	<b>XB6CV4BB</b> (ZB6EB4B + ZB6CV4)	0.015/0.033
	Yellow	<b>XB6CV5BB</b> (ZB6EB5B + ZB6CV5)	0.015/0.033
<b>Circular</b>			
<b>Circular</b> 	White	<b>XB6AV1BB</b> (ZB6EB1B + ZB6AV1)	0.015/0.033
	Green	<b>XB6AV3BB</b> (ZB6EB3B + ZB6AV3)	0.015/0.033
	Red	<b>XB6AV4BB</b> (ZB6EB4B + ZB6AV4)	0.015/0.033
	Yellow	<b>XB6AV5BB</b> (ZB6EB5B + ZB6AV5)	0.015/0.033
<b>Heads only</b>			
<b>Rectangular</b> 	White	<b>ZB6DV1</b>	0.015/0.033
	Green	<b>ZB6DV3</b>	0.015/0.033
	Red	<b>ZB6DV4</b>	0.015/0.033
	Yellow	<b>ZB6DV5</b>	0.015/0.033
	Blue	<b>ZB6DV6</b>	0.015/0.033
	Orange	<b>ZB6DV8</b>	0.015/0.033
	6 colors (1)	<b>ZB6DV9</b>	0.015/0.033
	Without lens cap (2)	<b>ZB6DV0</b>	0.015/0.033
	<b>Square</b>		
<b>Square</b> 	White	<b>ZB6CV1</b>	0.015/0.033
	Green	<b>ZB6CV3</b>	0.015/0.033
	Red	<b>ZB6CV4</b>	0.015/0.033
	Yellow	<b>ZB6CV5</b>	0.015/0.033
	Blue	<b>ZB6CV6</b>	0.015/0.033
	Orange	<b>ZB6CV8</b>	0.015/0.033
	6 colors (1)	<b>ZB6CV9</b>	0.015/0.033
	Without lens cap (2)	<b>ZB6CV0</b>	0.015/0.033
	<b>Circular</b>		
<b>Circular</b> 	White	<b>ZB6AV1</b>	0.015/0.033
	Green	<b>ZB6AV3</b>	0.015/0.033
	Red	<b>ZB6AV4</b>	0.015/0.033
	Yellow	<b>ZB6AV5</b>	0.015/0.033
	Blue	<b>ZB6AV6</b>	0.015/0.033
	Orange	<b>ZB6AV8</b>	0.015/0.033
	6 colors (1)	<b>ZB6AV9</b>	0.015/0.033
	Without lens cap (2)	<b>ZB6AV0</b>	0.015/0.033

(1) Separate 6 different colored lens caps (White, Green, Red, Yellow, Blue and Orange) included with head.

(2) To order lens caps separately, see page 3/24.



Assembly of other products, using:  
body/contact assemblies: see page 3/22  
accessories: see page 3/24

# Control and signaling units Ø 16 plastic

Harmony® XB6 modular  
Pushbuttons, spring return

3









XB6DA●●B



XB6CA●●B



XB6AA●●B

Pushbuttons, spring return								
Shape of head	Type of push	Type of contacts		Color	Reference	Weight kg/lb		
		N/O	N/C					
<b>Complete units</b>								
Rectangular 	Flush	1	-	White	<b>XB6DA11B</b> (ZB6Z1B + ZB6DA1)	0.019/0.042		
				Green	<b>XB6DA31B</b> (ZB6Z1B + ZB6DA3)	0.019/0.042		
		-	1	Black	<b>XB6DA22B</b> (ZB6Z2B + ZB6DA2)	0.019/0.042		
				Red	<b>XB6DA42B</b> (ZB6Z2B + ZB6DA4)	0.019/0.042		
		1	1	White	<b>XB6DA15B</b> (ZB6Z5B + ZB6DA1)	0.022/0.049		
				Black	<b>XB6DA25B</b> (ZB6Z5B + ZB6DA2)	0.022/0.049		
				Green	<b>XB6DA35B</b> (ZB6Z5B + ZB6DA3)	0.022/0.049		
				Red	<b>XB6DA45B</b> (ZB6Z5B + ZB6DA4)	0.022/0.049		
		Square 	Flush	1	-	White	<b>XB6CA11B</b> (ZB6Z1B + ZB6CA1)	0.019/0.042
						Green	<b>XB6CA31B</b> (ZB6Z1B + ZB6CA3)	0.019/0.042
				-	1	Black	<b>XB6CA22B</b> (ZB6Z2B + ZB6CA2)	0.019/0.042
						Red	<b>XB6CA42B</b> (ZB6Z2B + ZB6CA4)	0.019/0.042
1	1			White	<b>XB6CA15B</b> (ZB6Z5B + ZB6CA1)	0.022/0.049		
				Black	<b>XB6CA25B</b> (ZB6Z5B + ZB6CA2)	0.022/0.049		
				Green	<b>XB6CA35B</b> (ZB6Z5B + ZB6CA3)	0.022/0.049		
				Red	<b>XB6CA45B</b> (ZB6Z5B + ZB6CA4)	0.022/0.049		
Circular 	Flush			1	-	White	<b>XB6AA11B</b> (ZB6Z1B + ZB6AA1)	0.019/0.042
						Green	<b>XB6AA31B</b> (ZB6Z1B + ZB6AA3)	0.019/0.042
				-	1	Black	<b>XB6AA22B</b> (ZB6Z2B + ZB6AA2)	0.019/0.042
						Red	<b>XB6AA42B</b> (ZB6Z2B + ZB6AA4)	0.019/0.042
		1	1	White	<b>XB6AA15B</b> (ZB6Z5B + ZB6AA1)	0.022/0.049		
				Black	<b>XB6AA25B</b> (ZB6Z5B + ZB6AA2)	0.022/0.049		
				Green	<b>XB6AA35B</b> (ZB6Z5B + ZB6AA3)	0.022/0.049		
				Red	<b>XB6AA45B</b> (ZB6Z5B + ZB6AA4)	0.022/0.049		
		Rectangular 	Projecting	-	1	Red	<b>XB6DL42B</b>	0.020/0.044
		Square 	Projecting	-	1	Red	<b>XB6CL42B</b>	0.020/0.044
		Circular 	Projecting	-	1	Red	<b>XB6AL42B</b>	0.020/0.044

Assembly of other products, using:  
body/contact assemblies: see page 3/22  
accessories: see page 3/24

# Control and signaling units Ø 16 plastic

Harmony® XB6 modular  
Pushbuttons, spring return



ZB6DA●



ZB6CA●







ZB6AA●



ZB6AC●

## Pushbuttons, spring return (continued)

Shape of head	Type of push	Color of push	Reference	Weight kg/lb		
<b>Heads only</b>						
Rectangular 	Flush	White	ZB6DA1	0.016/0.035		
		Black	ZB6DA2	0.016/0.035		
		Green	ZB6DA3	0.016/0.035		
		Red	ZB6DA4	0.016/0.035		
		Yellow	ZB6DA5	0.016/0.035		
		Blue	ZB6DA6	0.016/0.035		
		6 colors (1)	ZB6DA9	0.016/0.035		
		Without cap (2)	ZB6DA0	0.016/0.035		
		Square 	Flush	White	ZB6CA1	0.016/0.035
				Black	ZB6CA2	0.016/0.035
Green	ZB6CA3			0.016/0.035		
Red	ZB6CA4			0.016/0.035		
Yellow	ZB6CA5			0.016/0.035		
Blue	ZB6CA6			0.016/0.035		
6 colors (1)	ZB6CA9			0.016/0.035		
Without cap (2)	ZB6CA0			0.016/0.035		
Circular 	Flush			White	ZB6AA1	0.016/0.035
				Black	ZB6AA2	0.016/0.035
		Green	ZB6AA3	0.016/0.035		
		Red	ZB6AA4	0.016/0.035		
		Yellow	ZB6AA5	0.016/0.035		
		Blue	ZB6AA6	0.016/0.035		
		6 colors (1)	ZB6AA9	0.016/0.035		
		Without cap (2)	ZB6AA0	0.016/0.035		
			Ø 24 mm mushroom head	White	ZB6AC1	0.020/0.044
				Black	ZB6AC2	0.020/0.044
Green	ZB6AC3			0.020/0.044		
Yellow	ZB6AC5			0.020/0.044		
Blue	ZB6AC6			0.020/0.044		

(1) Separate 6 different colored lens caps (White, Green, Red, Yellow, Blue and Orange) included with head.

(2) To order lens caps separately, see page 3/24.

Assembly of other products, using:  
body/contact assemblies: see page 3/22  
accessories: see page 3/24

# Control and signaling units Ø 16 plastic

Harmony® XB6 modular



Emergency stop devices conforming to EN/IEC 60204-1 and EN/ISO 13850 and to Machinery Directive 98/37/EC

Emergency stop trigger action and mechanical latching pushbuttons conform to standards EN/IEC 60204-1 and EN/ISO 13850, to Machinery Directive 98/37/EC and to standard EN/IEC 60947-5-5. Please consult our Customer Care Centre for explanation of these standards and directives.

## Emergency stop trigger action and mechanical latching pushbuttons



Shape of head	Type of reset	Type of contacts		Diameter of push mm/in.	Color	Reference	Weight kg/lb
		N/O	N/C				

### Complete units

	Turn to release	1	2	30/1.181	Red	<b>XB6AS8349B</b> (ZB6Z4B + ZB6AS834)	0.041/0.090
	Key release (key n° 200)	1	2	30/1.181	Red	<b>XB6AS9349B</b> (ZB6Z4B + ZB6AS934)	0.056/0.123

Shape of head	Type of reset	Diameter of push mm/in.	Color of cap	Reference	Weight kg/lb
---------------	---------------	----------------------------	--------------	-----------	-----------------

### Heads only

	Turn to release	30/1.181	Red	<b>ZB6AS834</b>	0.035/0.077
	Key release (key n° 200)	30/1.181	Red	<b>ZB6AS934</b>	0.050/0.110

3



XB6AS8349B



XB6AS9349B



ZB6AS834



ZB6AS934

Assembly of other products, using:  
body/contact assemblies: see page 3/22  
accessories: see page 3/24

# Control and signaling units Ø 16 plastic

Harmony® XB6 modular  
Selector switches with standard handle








XB6DD●●●B



XB6CD●●●B



XB6AD●●●B

Selector switches with standard handle (switching angle: 60°)						
Shape of head	Color of handle	Type of contacts		Number and type of positions	Reference	Weight kg/lb
						
		N/O	N/C			
<b>Complete units</b>						
Rectangular 	Black	1	–	2 - stay put ↙	<b>XB6DD221B</b> (ZB6Z1B + ZB6DD22)	0.021/0.046
		1	1	2 - stay put ↙	<b>XB6DD225B</b> (ZB6Z5B + ZB6DD22)	0.024/0.053
				3 - stay put ↘	<b>XB6DD235B</b> (ZB6Z5B + ZB6DD23)	0.024/0.053
Square 	Black	1	–	2 - stay put ↙	<b>XB6CD221B</b> (ZB6Z1B + ZB6CD22)	0.021/0.046
		1	1	2 - stay put ↙	<b>XB6CD225B</b> (ZB6Z5B + ZB6CD22)	0.024/0.053
				3 - stay put ↘	<b>XB6CD235B</b> (ZB6Z5B + ZB6CD23)	0.024/0.053
Circular 	Black	1	–	2 - stay put ↙	<b>XB6AD221B</b> (ZB6Z1B + ZB6AD22)	0.021/0.046
		1	1	2 - stay put ↙	<b>XB6AD225B</b> (ZB6Z5B + ZB6AD22)	0.024/0.053
				3 - stay put ↘	<b>XB6AD235B</b> (ZB6Z5B + ZB6AD23)	0.024/0.053



Assembly of other products, using:  
body/contact assemblies: see page 3/22  
accessories: see page 3/24

# Control and signaling units Ø 16 plastic

Harmony® XB6 modular  
Selector switches with standard handle



ZB6DD●●

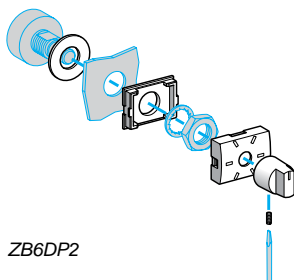
3



ZB6CD●●



ZB6AD●●





ZB6DP2


## Selector switches with standard handle (continued)

Shape of head	Number and type of positions	Color of handle	Reference	Weight kg/lb
---------------	------------------------------	-----------------	-----------	--------------


Heads only (switching angle: stay put positions 60°, spring return positions 45°)


Shape of head	Number and type of positions	Color of handle	Reference	Weight kg/lb
Rectangular 	2 - stay put	Black	ZB6DD22	0.018/0.040
		Red	ZB6DD42	0.018/0.040
	3 - stay put	Black	ZB6DD23	0.018/0.040
		Red	ZB6DD43	0.018/0.040
	2 - spring return to centre	Black	ZB6DD24	0.018/0.040
		Red	ZB6DD44	0.018/0.040
	3 - spring return to centre	Black	ZB6DD25	0.018/0.040
		Red	ZB6DD45	0.018/0.040
	3 - spring return from right to centre	Black	ZB6DD26	0.018/0.040
		Red	ZB6DD46	0.018/0.040
	3 - spring return from left to centre	Black	ZB6DD27	0.018/0.040
		Red	ZB6DD47	0.018/0.040


Shape of head	Number and type of positions	Color of handle	Reference	Weight kg/lb
Square 	2 - stay put	Black	ZB6CD22	0.018/0.040
		Red	ZB6CD42	0.018/0.040
	3 - stay put	Black	ZB6CD23	0.018/0.040
		Red	ZB6CD43	0.018/0.040
	2 - spring return to centre	Black	ZB6CD24	0.018/0.040
		Red	ZB6CD44	0.018/0.040
	3 - spring return to centre	Black	ZB6CD25	0.018/0.040
		Red	ZB6CD45	0.018/0.040
	3 - spring return from right to centre	Black	ZB6CD26	0.018/0.040
		Red	ZB6CD46	0.018/0.040
	3 - spring return from left to centre	Black	ZB6CD27	0.018/0.040
		Red	ZB6CD47	0.018/0.040

Shape of head	Number and type of positions	Color of handle	Reference	Weight kg/lb
Circular 	2 - stay put	Black	ZB6AD22	0.018/0.040
		Red	ZB6AD42	0.018/0.040
	3 - stay put	Black	ZB6AD23	0.018/0.040
		Red	ZB6AD43	0.018/0.040
	2 - spring return to centre	Black	ZB6AD24	0.018/0.040
		Red	ZB6AD44	0.018/0.040
	3 - spring return to centre	Black	ZB6AD25	0.018/0.040
		Red	ZB6AD45	0.018/0.040
	3 - spring return from right to centre	Black	ZB6AD26	0.018/0.040
		Red	ZB6AD46	0.018/0.040
	3 - spring return from left to centre	Black	ZB6AD27	0.018/0.040
		Red	ZB6AD47	0.018/0.040


## Heads only (switching angle: stay put positions 90°)

Shape of head	Number and type of positions	Color of handle	Reference	Weight kg/lb
Rectangular 	2 - stay put	Black	ZB6DD28	0.018/0.040
		Red	ZB6DD48	0.018/0.040

Shape of head	Number and type of positions	Color of handle	Reference	Weight kg/lb
Square 	2 - stay put	Black	ZB6CD28	0.018/0.040
		Red	ZB6CD48	0.018/0.040













Shape of head	Number and type of positions	Color of handle	Reference	Weight kg/lb
Circular 	2 - stay put	Black	ZB6AD28	0.018/0.040
		Red	ZB6AD48	0.018/0.040

## Heads + mounting base for potentiometer

Shape of head	Description	For use with	Reference	Weight kg/lb
	For potentiometer with shaft length 5...8 mm/0.197...0.315 in. (potentiometer not included)	Ø 6.35 mm/0.250 in. shaft	ZB6DP2	0.032/0.071

# Control and signaling units Ø 16 plastic

## Harmony® XB6 modular illuminated selector switches

Illuminated selector switches with 12...24 V integral LED ▲							
Shape of head	Color of push	Type of contacts		Number and type of positions	Reference (1)	Weight kg/lb	
		N/O	N/C				
<b>Complete units (switching angle: stay put positions 60°)</b>							
 XB6DK●●●●B	 Rectangular	White	1	1	2 - stay put	<b>XB6DK1B25B</b> (ZB6YK1+ ZB6DD02 + ZB6ZB15B)	0.024/0.053
		Green	1	1	2 - stay put	<b>XB6DK3B25B</b> (ZB6YK3+ ZB6DD02 + ZB6ZB35B)	0.024/0.053
		Red	1	1	2 - stay put	<b>XB6DK4B25B</b> (ZB6YK4+ ZB6DD02 + ZB6ZB45B)	0.024/0.053
	 Square	White	1	1	3 - stay put	<b>XB6DK1B35B</b> (ZB6YK1+ ZB6DD03 + ZB6ZB15B)	0.024/0.053
		Green	1	1	3 - stay put	<b>XB6DK3B35B</b> (ZB6YK3+ ZB6DD03 + ZB6ZB35B)	0.024/0.053
		Red	1	1	3 - stay put	<b>XB6DK4B35B</b> (ZB6YK4+ ZB6DD03 + ZB6ZB45B)	0.024/0.053
		White	1	1	2 - stay put	<b>XB6CK1B25B</b> (ZB6YK1+ ZB6CD02 + ZB6ZB15B)	0.024/0.053
		Green	1	1	2 - stay put	<b>XB6CK3B25B</b> (ZB6YK3+ ZB6CD02 + ZB6ZB35B)	0.024/0.053
		Red	1	1	2 - stay put	<b>XB6CK4B25B</b> (ZB6YK4+ ZB6CD02 + ZB6ZB45B)	0.024/0.053
 XB6CK●●●●B	 Circular	White	1	1	2 - stay put	<b>XB6CK1B35B</b> (ZB6YK1+ ZB6CD03 + ZB6ZB15B)	0.024/0.053
		Green	1	1	3 - stay put	<b>XB6CK3B35B</b> (ZB6YK3+ ZB6CD03 + ZB6ZB35B)	0.024/0.053
		Red	1	1	3 - stay put	<b>XB6CK4B35B</b> (ZB6YK4+ ZB6CD03 + ZB6ZB45B)	0.024/0.053
	 XB6AK●●●●B	White	1	1	2 - stay put	<b>XB6AK1B25B</b> (ZB6YK1+ ZB6AD02 + ZB6ZB15B)	0.024/0.053
		Green	1	1	2 - stay put	<b>XB6AK3B25B</b> (ZB6YK3+ ZB6AD02 + ZB6ZB35B)	0.024/0.053
		Red	1	1	2 - stay put	<b>XB6AK4B25B</b> (ZB6YK4+ ZB6AD02 + ZB6ZB45B)	0.024/0.053
		White	1	1	3 - stay put	<b>XB6AK1B35B</b> (ZB6YK1+ ZB6AD03 + ZB6ZB15B)	0.024/0.053
		Green	1	1	3 - stay put	<b>XB6AK3B35B</b> (ZB6YK3+ ZB6AD03 + ZB6ZB35B)	0.024/0.053
		Red	1	1	3 - stay put	<b>XB6AK4B35B</b> (ZB6YK4+ ZB6AD03 + ZB6ZB45B)	0.024/0.053
<b>Complete units (switching angle: stay put positions 90°)</b>							
 XB6DK●●●●B	 Rectangular	White	1	1	2 - stay put	<b>XB6DK1B85B</b> (ZB6YK1+ ZB6DD08 + ZB6ZB15B)	0.024/0.053
		Green	1	1	2 - stay put	<b>XB6DK3B85B</b> (ZB6YK3+ ZB6DD08 + ZB6ZB35B)	0.024/0.053
		Red	1	1	2 - stay put	<b>XB6DK4B85B</b> (ZB6YK4+ ZB6DD08 + ZB6ZB45B)	0.024/0.053
 XB6CK●●●●B	 Square	White	1	1	2 - stay put	<b>XB6CK1B85B</b> (ZB6YK1+ ZB6CD08 + ZB6ZB15B)	0.024/0.053
		Green	1	1	2 - stay put	<b>XB6CK3B85B</b> (ZB6YK3+ ZB6CD08 + ZB6ZB35B)	0.024/0.053
		Red	1	1	2 - stay put	<b>XB6CK4B85B</b> (ZB6YK4+ ZB6CD08 + ZB6ZB45B)	0.024/0.053
 XB6AK●●●●B	 Circular	White	1	1	2 - stay put	<b>XB6AK1B85B</b> (ZB6YK1+ ZB6AD08 + ZB6ZB15B)	0.024/0.053
		Green	1	1	2 - stay put	<b>XB6AK3B85B</b> (ZB6YK3+ ZB6AD08 + ZB6ZB35B)	0.024/0.053
		Red	1	1	2 - stay put	<b>XB6AK4B85B</b> (ZB6YK4+ ZB6AD08 + ZB6ZB45B)	0.024/0.053

(1) The reference of the complete selector switch is shown on the 1<sup>st</sup> line. The references of handles + heads + bodies are shown in brackets below.

Assembly of other products, using:  
body/contact assemblies: see page 3/22  
accessories: see page 3/24

# Control and signaling units Ø 16 plastic

Harmony® XB6 modular  
Illuminated and non illuminated selector switches



ZB6YK●








Handles				
Description	Color	Sold in lots of	Unit reference	Weight kg/lb
<b>Component parts</b>				
Handles for illuminated selector switches (1)	White	5	ZB6YK1	0.002/0.004
	Green	5	ZB6YK3	0.002/0.004
	Red	5	ZB6YK4	0.002/0.004
	Yellow	5	ZB6YK5	0.002/0.004
	Blue	5	ZB6YK6	0.002/0.004
	Orange	5	ZB6YK8	0.002/0.004








Replacement parts				
Handles for non illuminated selector switches (2)	Black	1	ZB6YD2	0.002/0.004
	Red	1	ZB6YD4	0.002/0.004








### Heads for selector switches, without handle (3)

Shape of head	Number and type of positions	Reference	Weight kg/lb
---------------	------------------------------	-----------	--------------







#### Heads only (switching angle: stay put positions 60°, spring return positions 45°)

Rectangular 	2 - stay put		ZB6DD02	0.016/0.035
	3 - stay put		ZB6DD03	0.016/0.035
	2 - spring return to centre		ZB6DD04	0.016/0.035
	3 - spring return to centre		ZB6DD05	0.016/0.035
	3 - spring return from right to centre		ZB6DD06	0.016/0.035
	3 - spring return from left to centre		ZB6DD07	0.016/0.035

Square 	2 - stay put		ZB6CD02	0.016/0.035
	3 - stay put		ZB6CD03	0.016/0.035
	2 - spring return to centre		ZB6CD04	0.016/0.035
	3 - spring return to centre		ZB6CD05	0.016/0.035
	3 - spring return from right to centre		ZB6CD06	0.016/0.035
	3 - spring return from left to centre		ZB6CD07	0.016/0.035

Circular 	2 - stay put		ZB6AD02	0.016/0.035
	3 - stay put		ZB6AD03	0.016/0.035
	2 - spring return to centre		ZB6AD04	0.016/0.035
	3 - spring return to centre		ZB6AD05	0.016/0.035
	3 - spring return from right to centre		ZB6AD06	0.016/0.035
	3 - spring return from left to centre		ZB6AD07	0.016/0.035

#### Heads only (switching angle: stay put positions 90°)

Rectangular 	2 - stay put		ZB6DD08	0.016/0.035
Square 	2 - stay put		ZB6CD08	0.016/0.035
Circular 	2 - stay put		ZB6AD08	0.016/0.035

(1) Handle for use in conjunction with a head without a handle (see page 3/17), and a body sub-assembly for illuminated pushbuttons (see page 3/22)

(2) Handle for use in conjunction with a head without a handle (see page 3/17), and a body sub-assembly for non illuminated pushbuttons (see page 3/22)

(3) Handle to be ordered separately (see page 3/17) for bodies with 2 contact blocks maximum.




Assembly of other products, using:  
body/contact assemblies: see page 3/22  
accessories: see page 3/24

# Control and signaling units Ø 16 plastic

## Harmony® XB6 modular

### Key switches



XB6DG...B



ZB6DG...

Key switches (Ronis key n° 200) (1) (2)					
Shape of head	Number and type of positions	Type of contacts		Reference	Weight kg/lb
		N/O	N/C		

Complete units (switching angle: 70°)						
	2 - stay put		1	1	<b>XB6DGC5B</b> (ZB6Z5B + ZB6DGC)	0.036/0.079
	3 - stay put		1	1	<b>XB6DGH5B</b> (ZB6Z5B + ZB6DGH)	0.036/0.079
	2 - stay put		1	1	<b>XB6CGC5B</b> (ZB6Z5B + ZB6CGC)	0.036/0.079
	3 - stay put		1	1	<b>XB6CGH5B</b> (ZB6Z5B + ZB6CGH)	0.036/0.079
	2 - stay put		1	1	<b>XB6AGC5B</b> (ZB6Z5B + ZB6AGC)	0.036/0.079
	3 - stay put		1	1	<b>XB6AGH5B</b> (ZB6Z5B + ZB6AGH)	0.036/0.079

Shape of head	Number and type of positions (3)	Key withdrawal	Reference	Weight kg/lb	
	2 - stay put		RH position	<b>ZB6DGA</b>	0.030/0.066
			Centre position	<b>ZB6DGB (4)</b>	0.030/0.066
			Both positions	<b>ZB6DGC (4)</b>	0.030/0.066
	2 - spring return 3 - stay put		Centre position	<b>ZB6DGL</b>	0.030/0.066
			LH position	<b>ZB6DGD</b>	0.030/0.066
			Centre position	<b>ZB6DGE (4)</b>	0.030/0.066
			LH and Centre positions	<b>ZB6DGF</b>	0.030/0.066
			RH position	<b>ZB6DGG</b>	0.030/0.066
			All positions	<b>ZB6DGH (4)</b>	0.030/0.066
			RH and LH positions	<b>ZB6DGJ</b>	0.030/0.066
			RH and Centre positions	<b>ZB6DGK</b>	0.030/0.066
				RH position	<b>ZB6DGM</b>
		Centre position		<b>ZB6DGN</b>	0.030/0.066
		RH and Centre positions		<b>ZB6DGP</b>	0.030/0.066
		3 - spring return from right to centre		LH position	<b>ZB6DGQ</b>
Centre position	<b>ZB6DGR</b>			0.030/0.066	
LH and Centre positions	<b>ZB6DGS</b>			0.030/0.066	
3 - spring return to centre		Centre position	<b>ZB6DGT</b>	0.030/0.066	

(1) Key n° 200, withdrawal from all positions.  
 (2) To order a key switch with DOM 311 key, add the suffix 1 to the references selected above.  
 Example: **ZB6DGA1**.  
 (3) The symbol indicates the key withdrawal position.  
 (4) Also available with Ronis key numbers: 201, 202 and 203. To order, add the key number to the end of the reference. Example: for key switch **ZB6DGB** with Ronis key n° 201, the reference becomes: **ZB6DGB201**





Assembly of other products, using:  
body/contact assemblies: see page 3/22  
accessories: see page 3/24

# Control and signaling units Ø 16 plastic




















## Harmony® XB6 modular

### Key switches




ZB6CG●

3

Key switches (Ronis key n° 200) (1) (2) (continued)					
Shape of head	Number and type of positions (3)	Key withdrawal	Reference	Weight kg/lb	
<b>Heads only (switching angle: stay put positions 70°, spring return positions 45°)</b> (continued)					
Square 	2 - stay put	 RH position	<b>ZB6CGA</b>	0.030/0.066	
		 Centre position	<b>ZB6CGB (4)</b>	0.030/0.066	
		 Both positions	<b>ZB6CGC (4)</b>	0.030/0.066	
	2 - spring return	 Centre position	<b>ZB6CGL</b>	0.030/0.066	
	3 - stay put	 LH position	<b>ZB6CGD</b>	0.030/0.066	
		 Centre position	<b>ZB6CGE (4)</b>	0.030/0.066	
		 LH and Centre positions	<b>ZB6CGF</b>	0.030/0.066	
		 RH position	<b>ZB6CGG</b>	0.030/0.066	
		 All positions	<b>ZB6CGH (4)</b>	0.030/0.066	
		 RH and LH positions	<b>ZB6CGJ</b>	0.030/0.066	
		 RH and Centre positions	<b>ZB6CGK</b>	0.030/0.066	
	3 - spring return from left to centre	 RH position	<b>ZB6CGM</b>	0.030/0.066	
		 Centre position	<b>ZB6CGN</b>	0.030/0.066	
		 RH and Centre positions	<b>ZB6CGP</b>	0.030/0.066	
	3 - spring return from right to centre	 LH position	<b>ZB6CGQ</b>	0.030/0.066	
 Centre position		<b>ZB6CGR</b>	0.030/0.066		
 LH and Centre positions		<b>ZB6CGS</b>	0.030/0.066		
3 - spring return to centre	 Centre position	<b>ZB6CGT</b>	0.030/0.066		

(1) Key n° 200, withdrawal from all positions.

(2) To order a key switch with DOM 311 key, add the suffix 1 to the references selected above.  
Example: **ZB6CGA1**.

(3) The symbol  indicates the key withdrawal position.

(4) Also available with Ronis key numbers: 201, 202 and 203. To order, add the key number to the end of the reference. Example: for key switch **ZB6CGB** with Ronis key n° 201, the reference becomes: **ZB6CGB201**.

Assembly of other products, using:  
body/contact assemblies: see page 3/22  
accessories: see page 3/24




















# Control and signaling units Ø 16 plastic

## Harmony® XB6 modular Key switches




ZB6AG●

### Key switches (Ronis key n° 200) (continued) (1)

Shape of head	Number and type of positions (3)	Key withdrawal	Reference	Weight kg/lb	
<b>Heads only (switching angle: stay put positions 70°, spring return positions 45°) (continued)</b>					
Circular 	2 - stay put		RH position	<b>ZB6AGA</b>	0.030/0.066
			Centre position	<b>ZB6AGB</b> (2)	0.030/0.066
			Both positions	<b>ZB6AGC</b> (2)	0.030/0.066
	2 - spring return from right to centre		Centre position	<b>ZB6AGL</b>	0.030/0.066
	3 - stay put		LH position	<b>ZB6AGD</b>	0.030/0.066
			Centre position	<b>ZB6AGE</b> (2)	0.030/0.066
			LH and Centre positions	<b>ZB6AGF</b>	0.030/0.066
			RH position	<b>ZB6AGG</b>	0.030/0.066
			All positions	<b>ZB6AGH</b> (2)	0.030/0.066
			RH and LH positions	<b>ZB6AGJ</b>	0.030/0.066
			RH and Centre positions	<b>ZB6AGK</b>	0.030/0.066
	3 - spring return from left to centre		RH position	<b>ZB6AGM</b>	0.030/0.066
			Centre position	<b>ZB6AGN</b>	0.030/0.066
			RH and Centre positions	<b>ZB6AGP</b>	0.030/0.066
	3 - spring return from right to centre		Left-hand position	<b>ZB6AGQ</b>	0.030/0.066
		Centre position	<b>ZB6AGR</b>	0.030/0.066	
		LH and Centre positions	<b>ZB6AGS</b>	0.030/0.066	
3 - spring return to centre		Centre position	<b>ZB6AGT</b>	0.030/0.066	

(1) To order a key switch with DOM 311 key, add the suffix 1 to the references selected above.  
Example: **ZB6AGA1**.

(2) Also available with Ronis key numbers: 201, 202 and 203. To order, add the key number to the end of the reference. Example: for key switch **ZB6AGB** with Ronis key n° 201, the reference becomes: **ZB6AGB201**.

(3) The symbol  indicates the key withdrawal position.

# Control and signaling units Ø 16 plastic

Harmony® XB6 modular  
Complete bodies for pushbuttons

To combine with heads:  
see page 3/8



ZB6ZB0B



ZB6ZH0B



ZB6ZB



ZB6Y009



ZB6Y011

## Complete bodies for illuminated pushbuttons (1)

Description	Supply voltage	Type of contacts		Color of light source	Reference	Weight kg/lb	
		N/O	N/C				
	V						
<b>Faston connectors</b>							
Fixing collar + contact block + LED (2)	≈ 12...24	1	–	White	ZB6ZB11B	0.006/0.013	
				Green	ZB6ZB31B	0.006/0.013	
				Yellow	ZB6ZB51B	0.006/0.013	
	–	1	Red	ZB6ZB42B	0.006/0.013		
			Yellow	ZB6ZB52B	0.006/0.013		
	1	1	White	ZB6ZB15B	0.009/0.020		
			Green	ZB6ZB35B	0.009/0.020		
			Red	ZB6ZB45B	0.009/0.020		
			Yellow	ZB6ZB55B	0.009/0.020		
			Blue	ZB6ZB65B	0.009/0.020		
	Direct supply	3...24	1	–	–	ZB6ZH01B	0.006/0.013
					–	ZB6ZH02B	0.006/0.013
1					ZB6ZH05B	0.009/0.020	
Fixing collar + contact block for incandescent bulb (not included) T1 1/4 (3)							

## Complete bodies for pushbuttons or selector switches

Description	Supply voltage	Type of contacts		Reference	Weight kg/lb	
		N/O	N/C			
	V					
<b>Faston connectors</b>						
Direct supply	≤ 250	1	–		ZB6Z1B	0.004/0.009
				–	ZB6Z2B	0.004/0.009
				2	ZB6Z3B	0.006/0.013
				–	ZB6Z4B	0.006/0.013
				1	ZB6Z5B	0.006/0.013
Fixing collar + contact block						

## Accessories

Description	Application	Sold in lots of	Unit reference	Weight kg/lb
Body/fixing collar	For mounting contact blocks and light source	10	ZB6Y009	0.002/0.004
Body bracket (fixing screws included)	Printed circuit board mounting	4	ZB6Y011	0.010/0.022

(1) It is possible to assemble illuminated selector switches by using an illuminated pushbutton body sub-assembly in conjunction with a selector switch head supplied without handle and a transparent handle (see page 3/18).

(2) The color of the LED must be the same as that of the pushbutton cap.

(3) Bulb to be ordered separately (see page 3/31).

# Control and signaling units Ø 16 plastic

Harmony® XB6 modular  
Complete bodies for pilot lights

To combine with heads:  
see page 3/8



ZB6EB0B



ZB6EH0B



ZB6EB0A



ZB6EH0A



ZB6E0B

## Complete bodies for pilot lights (light source)

Description	Supply voltage V	Sold in lots of	Color of light source	Unit reference	Weight kg/lb		
<b>Faston connectors (direct mounting by the head)</b>							
<b>Integral LED</b> (1)	~ 12...24	5	White	ZB6EB1B	0.003/0.007		
			Green	ZB6EB3B	0.003/0.007		
			Red	ZB6EB4B	0.003/0.007		
			Yellow	ZB6EB5B	0.003/0.007		
			Blue	ZB6EB6B	0.003/0.007		
			Orange	ZB6EB8B	0.003/0.007		
			~ 48...120	5	White	ZB6EG1B	0.003/0.007
					Green	ZB6EG3B	0.003/0.007
					Red	ZB6EG4B	0.003/0.007
Yellow	ZB6EG5B	0.003/0.007					
Blue	ZB6EG6B	0.003/0.007					
~ 230...240	5	White	ZB6EM1B	0.003/0.007			
		Green	ZB6EM3B	0.003/0.007			
		Red	ZB6EM4B	0.003/0.007			
		Yellow	ZB6EM5B	0.003/0.007			
		Blue	ZB6EM6B	0.003/0.007			
<b>With resistor</b> for 95 V neon bulb (not included) T1 1/4 (2) (3)	~ 120	5	–	ZB6EG0B	0.003/0.007		
	~ 230	5	–	ZB6EM0B	0.003/0.007		

<b>Direct supply</b> for 0.6 W max. incandescent bulb (not included) T1 1/4 (2)	~ ≤ 24	5	–	ZB6EH0B	0.003/0.007
--	--------	---	---	---------	-------------

## Pins for printed circuit board connection (mounting by the body, see page 3/22)

<b>Integral LED</b> (1)	~ 12...24	5	White	ZB6EB1A	0.003/0.007
			Green	ZB6EB3A	0.003/0.007
			Red	ZB6EB4A	0.003/0.007
			Yellow	ZB6EB5A	0.003/0.007
			Blue	ZB6EB6A	0.003/0.007
			Orange	ZB6EB8A	0.003/0.007

<b>Direct supply</b> for 0.6 W max. incandescent bulb (not included) T1 1/4 (2)	~ 3...24	5	–	ZB6EH0A	0.003/0.007
--	----------	---	---	---------	-------------

## Separate contact blocks

Type of contacts	For use with bodies	Type of contacts		Sold in lots of	Unit reference	Weight kg/lb
		N/O	N/C			
<b>Silver alloy</b>	Faston	1	–	10	ZB6E1B	0.004/0.009
		–	1	10	ZB6E2B	0.004/0.009
	Printed circuit ZB6Y011	1	–	10	ZB6E1A	0.004/0.009
		–	1	10	ZB6E2A	0.004/0.009
<b>Gold flashed</b>	Faston	1	–	10	ZB6E1E	0.004/0.009
		–	1	10	ZB6E2E	0.004/0.009
	Printed circuit ZB6Y011	1	–	10	ZB6E1D	0.004/0.009
		–	1	10	ZB6E2D	0.004/0.009

(1) The color of the LED must be same as that of the pushbutton cap.

(2) Bulb to be ordered separately (see page 3/31).

(3) Neon bulbs must only be used with Red, Yellow or White lens caps.

# Control and signaling units Ø 16 plastic


Harmony® XB6 modular  
Accessories for heads  
Unmarked lens caps and caps

To combine with heads:  
see page 3/8



ZB6YDV4 ZB6YCV3 ZB6YAV5

3



ZB6YDW5 ZB6YCW6 ZB6YAW3



ZB6YDE5 ZB6YCE4 ZB6YAE6



ZB6YDA2 ZB6YCA4 ZB6YAA1

## Unmarked lens caps

Application	Color of lens cap	Sold in lots of	Unit reference			Weight kg/lb
			Rectangular head	Square head	Circular head	
Pilot lights	White	10	ZB6YDV1	ZB6YCV1	ZB6YAV1	0.001/0.002
	Green	10	ZB6YDV3	ZB6YCV3	ZB6YAV3	0.001/0.002
	Red	10	ZB6YDV4	ZB6YCV4	ZB6YAV4	0.001/0.002
	Yellow	10	ZB6YDV5	ZB6YCV5	ZB6YAV5	0.001/0.002
	Blue	10	ZB6YDV6	ZB6YCV6	ZB6YAV6	0.001/0.002
	Orange	10	ZB6YDV8	ZB6YCV8	ZB6YAV8	0.001/0.002

## Pushbutton caps - unmarked

Application	Color of cap	Sold in lots of	Unit reference			Weight kg/lb
			Rectangular head	Square head	Circular head	
Illuminated pushbuttons, with flush push	White	10	ZB6YDW1	ZB6YCW1	ZB6YAW1	0.001/0.002
	Green	10	ZB6YDW3	ZB6YCW3	ZB6YAW3	0.001/0.002
	Red	10	ZB6YDW4	ZB6YCW4	ZB6YAW4	0.001/0.002
	Yellow	10	ZB6YDW5	ZB6YCW5	ZB6YAW5	0.001/0.002
	Blue	10	ZB6YDW6	ZB6YCW6	ZB6YAW6	0.001/0.002
	Orange	10	ZB6YDW8	ZB6YCW8	ZB6YAW8	0.001/0.002
Illuminated pushbuttons, with projecting push	White	10	ZB6YDE1	ZB6YCE1	ZB6YAE1	0.001/0.002
	Green	10	ZB6YDE3	ZB6YCE3	ZB6YAE3	0.001/0.002
	Red	10	ZB6YDE4	ZB6YCE4	ZB6YAE4	0.001/0.002
	Yellow	10	ZB6YDE5	ZB6YCE5	ZB6YAE5	0.001/0.002
	Blue	10	ZB6YDE6	ZB6YCE6	ZB6YAE6	0.001/0.002
	Orange	10	ZB6YDE8	ZB6YCE8	ZB6YAE8	0.001/0.002
Non illuminated pushbuttons	White	10	ZB6YDA1	ZB6YCA1	ZB6YAA1	0.001/0.002
	Black	10	ZB6YDA2	ZB6YCA2	ZB6YAA2	0.001/0.002
	Green	10	ZB6YDA3	ZB6YCA3	ZB6YAA3	0.001/0.002
	Red	10	ZB6YDA4	ZB6YCA4	ZB6YAA4	0.001/0.002
	Yellow	10	ZB6YDA5	ZB6YCA5	ZB6YAA5	0.001/0.002
	Blue	10	ZB6YDA6	ZB6YCA6	ZB6YAA6	0.001/0.002

# Control and signaling units Ø 16 plastic

Harmony® XB6 modular

Accessories for heads: marked pushbutton caps

To combine with heads:  
see page 3/8



ZB6YD●00



ZB6YC●00



ZB6YA●00

## Pushbutton caps - marked

Marking	Color of cap	Sold in lots of	Unit reference			Weight kg/lb
White on colored cap Black on white cap			Rectangular head	Square head	Circular head	

## For non illuminated, flush pushbuttons

Marking	Color of cap	Sold in lots of	Unit reference	Unit reference	Unit reference	Weight kg/lb
0	White	10	ZB6YD100	ZB6YC100	ZB6YA100	0.001/0.002
	Black	10	ZB6YD200	ZB6YC200	ZB6YA200	0.001/0.002
1	White	10	ZB6YD101	ZB6YC101	ZB6YA101	0.001/0.002
	Black	10	ZB6YD201	ZB6YC201	ZB6YA201	0.001/0.002
2	White	10	ZB6YD102	ZB6YC102	ZB6YA102	0.001/0.002
	Black	10	ZB6YD202	ZB6YC202	ZB6YA202	0.001/0.002
3	White	10	ZB6YD103	ZB6YC103	ZB6YA103	0.001/0.002
	Black	10	ZB6YD203	ZB6YC203	ZB6YA203	0.001/0.002
4	White	10	ZB6YD104	ZB6YC104	ZB6YA104	0.001/0.002
	Black	10	ZB6YD204	ZB6YC204	ZB6YA204	0.001/0.002
5	White	10	ZB6YD105	ZB6YC105	ZB6YA105	0.001/0.002
	Black	10	ZB6YD205	ZB6YC205	ZB6YA205	0.001/0.002
6	White	10	ZB6YD106	ZB6YC106	ZB6YA106	0.001/0.002
	Black	10	ZB6YD206	ZB6YC206	ZB6YA206	0.001/0.002
7	White	10	ZB6YD107	ZB6YC107	ZB6YA107	0.001/0.002
	Black	10	ZB6YD207	ZB6YC207	ZB6YA207	0.001/0.002
8	White	10	ZB6YD108	ZB6YC108	ZB6YA108	0.001/0.002
	Black	10	ZB6YD208	ZB6YC208	ZB6YA208	0.001/0.002
9	White	10	ZB6YD109	ZB6YC109	ZB6YA109	0.001/0.002
	Black	10	ZB6YD209	ZB6YC209	ZB6YA209	0.001/0.002
I	White	10	ZB6YD111	ZB6YC111	ZB6YA111	0.001/0.002
	Green	10	ZB6YD311	ZB6YC311	ZB6YA311	0.001/0.002
O	Black	10	ZB6YD210	ZB6YC210	ZB6YA210	0.001/0.002
	Red	10	ZB6YD410	ZB6YC410	ZB6YA410	0.001/0.002



# Control and signaling units Ø 16 plastic

Harmony® XB6 modular

Accessories for heads: marked pushbutton caps

To combine with heads:  
see page 3/8



ZB6YD●16






ZB6YC441



ZB6YA●24

## Pushbutton caps - marked (continued)

Marking	Color of cap	Sold in lots of	Unit reference	Weight kg/lb
White on colored cap – Black on white cap	–	–	Rectangular head Square head Circular head	
			  	

## For non illuminated, flush pushbuttons (continued)

Marking	Color of cap	Sold in lots of	Unit reference	Unit reference	Unit reference	Weight kg/lb
II	White	5	ZB6YD112	ZB6YC112	ZB6YA112	0.001/0.002
	Black	5	ZB6YD212	ZB6YC212	ZB6YA212	0.001/0.002
III	White	5	ZB6YD113	ZB6YC113	ZB6YA113	0.001/0.002
	Black	5	ZB6YD213	ZB6YC213	ZB6YA213	0.001/0.002
+	White	5	ZB6YD114	ZB6YC114	ZB6YA114	0.001/0.002
	Black	5	ZB6YD214	ZB6YC214	ZB6YA214	0.001/0.002
-	White	5	ZB6YD115	ZB6YC115	ZB6YA115	0.001/0.002
	Black	5	ZB6YD215	ZB6YC215	ZB6YA215	0.001/0.002
MARCHE	White	5	ZB6YD116	ZB6YC116	ZB6YA116	0.001/0.002
	Green	5	ZB6YD316	ZB6YC316	ZB6YA316	0.001/0.002
ON	White	5	ZB6YD117	ZB6YC117	ZB6YA117	0.001/0.002
	Green	5	ZB6YD317	ZB6YC317	ZB6YA317	0.001/0.002
START	Green	5	ZB6YD340	ZB6YC340	ZB6YA340	0.001/0.002
EIN	White	5	ZB6YD118	ZB6YC118	ZB6YA118	0.001/0.002
	Green	5	ZB6YD318	ZB6YC318	ZB6YA318	0.001/0.002
ARRET	Black	5	ZB6YD223	ZB6YC223	ZB6YA223	0.001/0.002
	Red	5	ZB6YD423	ZB6YC423	ZB6YA423	0.001/0.002
STOP	Red	5	ZB6YD441	ZB6YC441	ZB6YA441	0.001/0.002
OFF	Black	5	ZB6YD224	ZB6YC224	ZB6YA224	0.001/0.002
	Red	5	ZB6YD424	ZB6YC424	ZB6YA424	0.001/0.002
AUS	Black	5	ZB6YD225	ZB6YC225	ZB6YA225	0.001/0.002
	Red	5	ZB6YD425	ZB6YC425	ZB6YA425	0.001/0.002
R	Blue	5	ZB6YD626	ZB6YC626	ZB6YA626	0.001/0.002
MONTEE	White	5	ZB6YD129	ZB6YC129	ZB6YA129	0.001/0.002
	Black	5	ZB6YD229	ZB6YC229	ZB6YA229	0.001/0.002

# Control and signaling units Ø 16 plastic

Harmony® XB6 modular

Accessories for heads: marked pushbutton caps

To combine with heads:  
see page 3/8

ZB6YD●19






ZB6YC●31



ZB6YA●32

## Pushbutton caps - marked (continued)

Marking	Color of cap	Sold in lots of	Unit reference			Weight kg/lb
White on colored cap – Black on white cap	–	–	Rectangular head 	Square head 	Circular head 	

## For non illuminated, flush pushbuttons (continued)

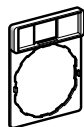
UP	White	5	ZB6YD127	ZB6YC127	ZB6YA127	0.001/0.002
	Black	5	ZB6YD227	ZB6YC227	ZB6YA227	0.001/0.002
DESCENTE	White	5	ZB6YD130	ZB6YC130	ZB6YA130	0.001/0.002
	Black	5	ZB6YD230	ZB6YC230	ZB6YA230	0.001/0.002
DOWN	White	5	ZB6YD128	ZB6YC128	ZB6YA128	0.001/0.002
	Black	5	ZB6YD228	ZB6YC228	ZB6YA228	0.001/0.002
AB	White	5	ZB6YD134	ZB6YC134	ZB6YA134	0.001/0.002
	Black	5	ZB6YD234	ZB6YC234	ZB6YA234	0.001/0.002
FERME	White	5	ZB6YD133	ZB6YC133	ZB6YA133	0.001/0.002
	Black	5	ZB6YD233	ZB6YC233	ZB6YA233	0.001/0.002
CLOSE	White	5	ZB6YD132	ZB6YC132	ZB6YA132	0.001/0.002
	Black	5	ZB6YD232	ZB6YC232	ZB6YA232	0.001/0.002
ZU	White	5	ZB6YD131	ZB6YC131	ZB6YA131	0.001/0.002
	Black	5	ZB6YD231	ZB6YC231	ZB6YA231	0.001/0.002
↑	White	5	ZB6YD119	ZB6YC119	ZB6YA119	0.001/0.002
	Black	5	ZB6YD219	ZB6YC219	ZB6YA219	0.001/0.002
↓	White	5	ZB6YD120	ZB6YC120	ZB6YA120	0.001/0.002
	Black	5	ZB6YD220	ZB6YC220	ZB6YA220	0.001/0.002
→	White	5	ZB6YD121	ZB6YC121	ZB6YA121	0.001/0.002
	Black	5	ZB6YD221	ZB6YC221	ZB6YA221	0.001/0.002
←	White	5	ZB6YD122	ZB6YC122	ZB6YA122	0.001/0.002
	Black	5	ZB6YD222	ZB6YC222	ZB6YA222	0.001/0.002



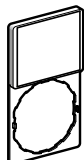
# Control and signaling units Ø 16 plastic

Harmony® XB6 modular

Accessories for heads: legends and legend holder, 8 x 21 mm marked legends

To combine with heads:  
see page 3/8

ZB6YD20



ZB6YD30



ZB6Y1001



ZB6Y3001



ZB6Y2178

## Legend holder 24 x 48 mm/0.945 x 1.890 in. (size 1) for 8 x 21 mm/0.315 x 0.827 in. legend (1)

Description	Color of legend	Sold in lots of	Unit reference	Weight kg/lb
Without legend	–	10	ZB6YD20	0.001/0.002
With blank legend	White or Yellow background	10	ZB6YD21	0.001/0.002
	Black or Red background	10	ZB6YD22	0.001/0.002

## Legend holder 24 x 36 mm/0.945 x 1.417 in. (size 2) for 16 x 21 mm/0.630 x 0.827 in. legend (1)

Description	Color of legend	Sold in lots of	Unit reference	Weight kg/lb
Without legend	–	10	ZB6YD30	0.001/0.002
With blank legend	White or Yellow background	10	ZB6YD31	0.001/0.002
	Black or Red background	10	ZB6YD32	0.001/0.002

## Blank legends

Dimensions	For use with	Color	Sold in lots of	Unit reference	Weight kg/lb
8 x 21 mm /0.315 x 0.827 in.	Size 1 legend holder ZB6YD20	Yellow or White background	20	ZB6Y1001	0.001/0.002
		Black or Red background	20	ZB6Y2001	0.001/0.002
16 x 21 mm /0.630 x 0.827 in.	Size 2 legend holder ZB6YD30	Yellow or White background	20	ZB6Y4001	0.001/0.002
		Black or Red background	20	ZB6Y3001	0.001/0.002

## Legends for engraving (2)

Dimensions	For use with	Color	Sold in lots of	Unit reference	Weight kg/lb
8 x 21 mm /0.315 x 0.827 in.	Size 1 legend holder ZB6YD20	Yellow or White background	10	ZB6Y1900	0.001/0.002
		Black or Red background	10	ZB6Y2900	0.001/0.002
16 x 21 mm /0.630 x 0.827 in.	Size 2 legend holder ZB6YD30	Yellow or White background	10	ZB6Y4900	0.001/0.002
		Black or Red background	10	ZB6Y3900	0.001/0.002

## 8 x 21 mm/0.315 x 0.827 in. marked legends (for "size 1" 24 x 28 mm/0.945 x 1.102 in. legend holders ZB6YD20)

Color	Language	Marking	Sold in lots of	Unit reference	Weight kg/lb
Black or Red background (3)	International	O-I	5	ZB6Y2178	0.001/0.002
		I-II	5	ZB6Y2179	0.001/0.002
		I-O-II	5	ZB6Y2186	0.001/0.002
		← O →	5	ZB6Y2190	0.001/0.002

(1) For legends, see below and also following page.

(2) Pre-engraved legends. When ordering, clearly state the background color, text to be engraved: (either 1 line for 8 x 21 mm/0.315 x 0.827 in. or 2 lines for 16 x 21 mm/0.630 x 0.827 in. legends - in both cases, maximum 10 characters per line) and the quantity. Minimum quantity: 25 identical legends.

(3) "Start" functions: white letters on black background. "Stop" functions: white letters on red background (unless otherwise specified above).

# Control and signaling units Ø 16 plastic

Harmony® XB6 modular

Accessories for heads: 8 x 21 mm marked legends

To combine with heads:  
see page 3/8

## 8 x 21 mm/0.315 x 0.827 in. marked legends (for "size 1" 24 x 28 mm/0.945 x 1.102 in. legend holders ZB6YD20) (continued)

Color	Language	Marking	Sold in lots of	Unit reference	Weight kg/lb
Black or red background (1)	French	ARRET	5	ZB6Y2104	0.001/0.002
		ARRIERE	5	ZB6Y2106	0.001/0.002
		AVANT	5	ZB6Y2105	0.001/0.002
		DEFAULT	5	ZB6Y2134	0.001/0.002
		DESCENTE	5	ZB6Y2108	0.001/0.002
		DROITE	5	ZB6Y2109	0.001/0.002
		EN SERVICE	5	ZB6Y2111	0.001/0.002
		FERME	5	ZB6Y2114	0.001/0.002
		GAUCHE	5	ZB6Y2110	0.001/0.002
		HORS SERVICE	5	ZB6Y2112	0.001/0.002
		OUVERT	5	ZB6Y2113	0.001/0.002
		MAIN-O-AUTO	5	ZB6Y2187	0.001/0.002
		MARCHE	5	ZB6Y2103	0.001/0.002
		MONTEE	5	ZB6Y2107	0.001/0.002
		REARMEMENT	5	ZB6Y2123	0.001/0.002
			English	HAND-O-AUTO	5
CLOSE	5			ZB6Y2314	0.001/0.002
DOWN	5			ZB6Y2308	0.001/0.002
FORWARD	5			ZB6Y2305	0.001/0.002
FAULT	5			ZB6Y2334	0.001/0.002
LEFT	5			ZB6Y2310	0.001/0.002
OFF	5			ZB6Y2312	0.001/0.002
ON	5			ZB6Y2303	0.001/0.002
OPEN	5			ZB6Y2313	0.001/0.002
RESET	5			ZB6Y2323	0.001/0.002
REVERSE	5			ZB6Y2306	0.001/0.002
RIGHT	5			ZB6Y2309	0.001/0.002
RUN	5			ZB6Y2311	0.001/0.002
STOP	5			ZB6Y2304	0.001/0.002
UP	5			ZB6Y2307	0.001/0.002
	German			AB	5
		AUF	5	ZB6Y2207	0.001/0.002
		AUS	5	ZB6Y2212	0.001/0.002
		BETRIEB	5	ZB6Y2211	0.001/0.002
		EIN	5	ZB6Y2203	0.001/0.002
		HALT	5	ZB6Y2204	0.001/0.002
		HAND-O-AUTO	5	ZB6Y2287	0.001/0.002
		LINKS	5	ZB6Y2210	0.001/0.002
		ÖFFNEN	5	ZB6Y2213	0.001/0.002
		RECHTS	5	ZB6Y2209	0.001/0.002
		RÜCKSTELLUNG	5	ZB6Y2223	0.001/0.002
		SCHLIESSEN	5	ZB6Y2214	0.001/0.002
		STÖRUNG	5	ZB6Y2234	0.001/0.002
		VOR	5	ZB6Y2205	0.001/0.002
		ZURÜCK	5	ZB6Y2206	0.001/0.002
			Spanish	ADELANTE	5
APERTURA	5			ZB6Y2413	0.001/0.002
ATRAS	5			ZB6Y2406	0.001/0.002
BAJADA	5			ZB6Y2408	0.001/0.002
CIERRE	5			ZB6Y2414	0.001/0.002
DEFECTO	5			ZB6Y2434	0.001/0.002
DERECHA	5			ZB6Y2409	0.001/0.002
EN SERVICIO	5			ZB6Y2411	0.001/0.002
FUERA SERV.	5			ZB6Y2412	0.001/0.002
IZQUIERDA	5			ZB6Y2410	0.001/0.002
MARCHA	5			ZB6Y2403	0.001/0.002
PARADA	5			ZB6Y2404	0.001/0.002
REARME	5			ZB6Y2423	0.001/0.002
SUBIDA	5			ZB6Y2405	0.001/0.002

(1) "Start" functions: white letters on black background. "Stop" functions: white letters on red background (unless otherwise specified above).

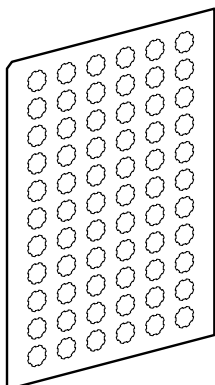


# Control and signaling units Ø 16 plastic

Harmony® XB6 modular

Accessories for heads: legends for insertion, for printing, pre-printed, labelling software, circular legends

To combine with heads:  
see page 3/8



ZB6YA003

3

### Sheets of peel-off legends

Description	Application	Sold in lots of	Unit reference	Weight kg/lb
Sheets of 66 peel-off, transparent, self-adhesive legends	Rectangular pilot lights	10	ZB6YD003	0.030/0.066
	Square pilot lights	10	ZB6YC003	0.030/0.066
	Circular pilot lights	10	ZB6YA003	0.030/0.066
	Rectangular illuminated pushbuttons	10	ZB6YD013	0.030/0.066
	Square illuminated pushbuttons	10	ZB6YC013	0.030/0.066
	Circular illuminated pushbuttons	10	ZB6YA013	0.030/0.066

### “SIS Label” labelling software

Application	Reference	Weight kg/lb
Legend design for English, French, German, Italian, Spanish	XBY2U	0.100/0.220




XBY2U

### Circular legends for Emergency Stop mushroom head pushbuttons (yellow)

Diameter mm	Marking on yellow background	Reference	Weight kg/lb
45	Without (1)	ZB6Y7001	0.001/0.002
	ARRET D'URGENCE (1)	ZB6Y7130	0.001/0.002
	EMERGENCY STOP (1)	ZB6Y7330	0.001/0.002
	PARADA EMERGENCIA (1)	ZB6Y7430	0.001/0.002
	ARRESTO EMERGENZA (1)	ZB6Y7630	0.001/0.002
	NOT-HALT (1)	ZB6Y7230	0.001/0.002



ZB6Y7130

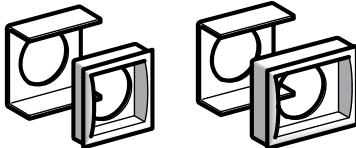
(1) For complying with EN/ISO 13850 standard, paragraph 4.4.6., Emergency Stop function logo  has been added.

To combine with heads:  
see page 3/8

# Control and signaling units Ø 16 plastic

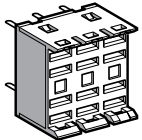
Harmony® XB6 modular

Accessories for pushbuttons and pilot lights

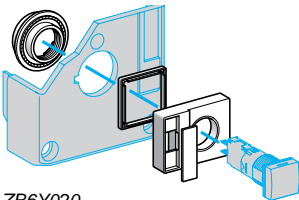


ZB6YC002

ZB6YD002



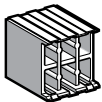
ZB6Y010



ZB6Y020



ZB6Y007



ZB6Y001



ZB6YA001



ZB6YD001



ZB6Y003



ZB6Y005

## Mounting accessories

Description	Application	Sold in lots of	Unit reference	Weight kg/lb
Adapters for flush mounting	For flush mounting a circular pushbutton, switch or pilot light in a Ø 22 mm/0.866 in. hole	10	ZB6YA002	0.030/0.066
	For flush mounting a square pushbutton, switch or pilot light in a Ø 21 x 21 mm/0.827 x 0.827 in. square hole	5	ZB6YC002	0.032/0.071
	For flush mounting a rectangular pushbutton, switch or pilot light in a Ø 21 x 27/0.827 x 1.063 in. rectangular hole	5	ZB6YD002	0.032/0.071
Plug-in socket adapter	Printed circuit board mounting	10	ZB6Y010	0.004/0.009
Dummy contact block housing (without contacts)	Without pins for printed circuit	10	ZB6Y006	0.001/0.002
	With pins for printed circuit	10	ZB6Y006A	0.001/0.002
Adapter for XAL control station (Ø 22 mm/0.866 in. to Ø 16mm/0.630 in. reducer)	Ø 16 circular, square or rectangular units	5	ZB6Y020	0.038/0.084

## Bulbs

Description	Voltage	Sold in lots of	Unit reference	Weight kg/lb
Incandescent bulbs 2-pin T1 1/4	6 V	6	ZB6YA006	0.002/0.004
	12 V	10	ZB6YJ012	0.002/0.004
	24 V (1)	20	ZB6YB028	0.002/0.004
Neon bulbs	110/230V (2)	5	ZB6YG095	0.002/0.004

## Accessories for key switches

Description	Application	Sold in lots of	Unit reference	Weight kg/lb
Ronis key n° 200	Key switches	2	ZB6Y007	0.006/0.013
Ronis key n° 201	Key switches	2	ZB6Y201	0.006/0.013
Ronis key n° 202	Key switches	2	ZB6Y202	0.006/0.013
Ronis key n° 203	Key switches	2	ZB6Y203	0.006/0.013
DOM 311 key	Key switches	2	ZB6Y008	0.006/0.013

## Protection accessories

Description	Application	Sold in lots of	Unit reference	Weight kg/lb
Protective cover	Protection of contacts against direct finger contact	10	ZB6Y001	0.005/0.011
Protective shutters (3)	Circular or square pushbuttons and switches	1	ZB6YA001	0.003/0.007
	Rectangular pushbuttons and switches	1	ZB6YD001	0.003/0.007

## Miscellaneous accessories

Description	Application	Sold in lots of	Unit reference	Weight kg/lb
Anti-rotation plate	Selector switches, Emergency stop buttons	10	ZB6Y003	0.001/0.002
Nut	Securing head on support	10	ZB6Y002	0.001/0.002
Dismantling tool	Removal of contact blocks from body/fixing collar	5	ZB6Y018	0.005/0.011
Extractor	Removal of pushbutton caps	5	ZB6Y016	0.010/0.022
Bezel tightening tool + bulb extractor	Tightening and slackening the bezel and changing bulbs	2	ZB6Y905	0.006/0.013
Metal assembly tool	Tightening of fixing nut	1	ZB6Y906	0.022/0.049
Dismantling tool kit, comprising 3 tools	Removal of contacts, fixing nuts and pushbutton caps	1	ZB6Y019	0.030/0.066
Female Faston connector	–	100	ZB6Y004	0.002/0.004
Blanking plug	–	10	ZB6Y005	0.001/0.002

(1) 28 V bulb supplied for use on 24 V.

(2) 95 V bulb supplied for use on 110/230 V.

(3) The thickness of the protective shutters must be taken into account when fitting with plug-in socket adapter (ZB6Y010).



---

## How to find “Automation and Control” products, index

- **How to find the “Automation and Control” products**
  - Search, visualize, and download ..... page 4/2
  - Access product references with adapted tools ..... page 4/4
  - Compare, select, and compile ..... page 4/6
  - Check the product status, design your equipment ..... page 4/7
- **Product reference index** ..... page 4/8

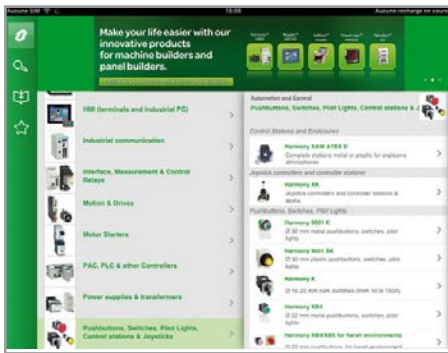
# Search, visualize, and download

Use your tablet or your PC to quickly access detailed and comprehensive information on all our products




## Tablets

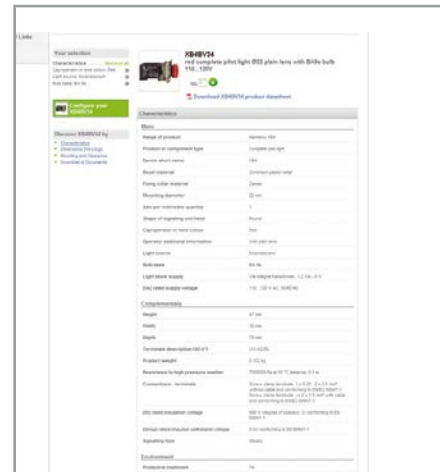
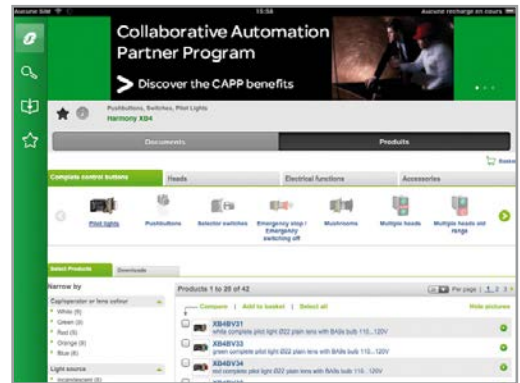
Application name: "Automation Library by Schneider Electric"



All product ranges displayed by function



Dynamic Catalogs (hyperlinks, video, ...)

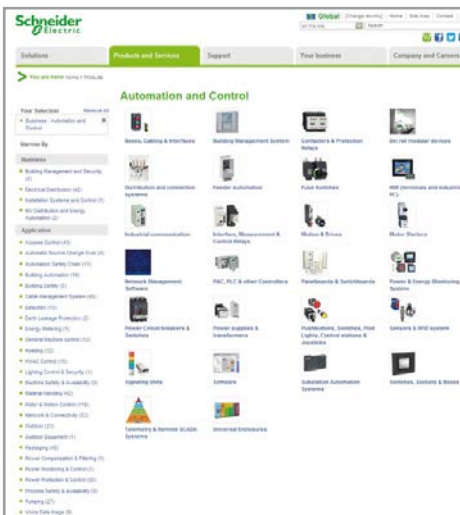


Product selector: dynamic filters to get easily your part number

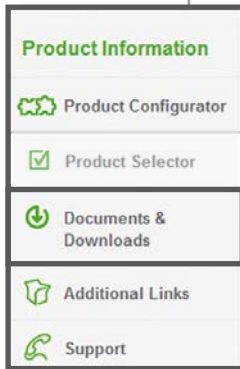
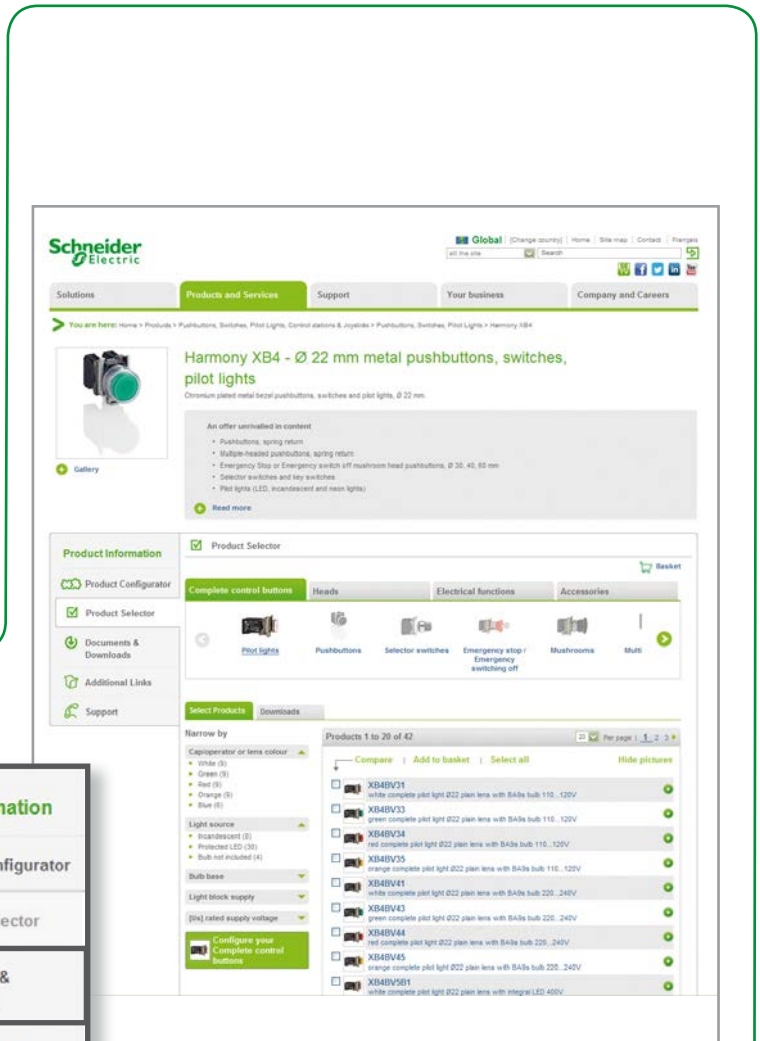


# Personal computer


Path: [www.schneider-electric.com](http://www.schneider-electric.com) > **Products and Services** > Automation and control > Product offer



All product ranges displayed by function



Dynamic Catalogs (hyperlinks, video, ...)



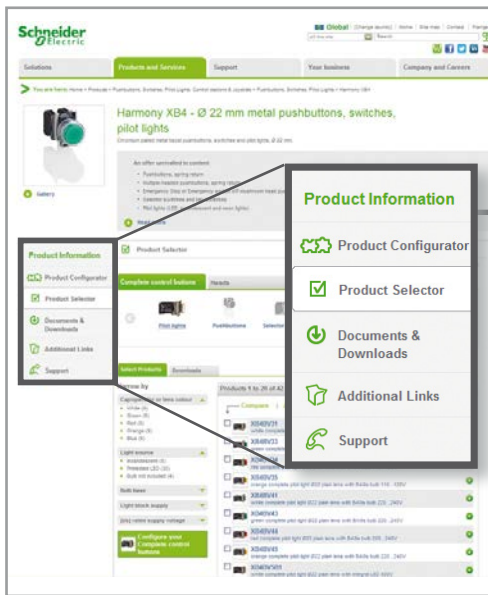
Product selector: dynamic filters to get easily your part number



# Access product references with adapted tools

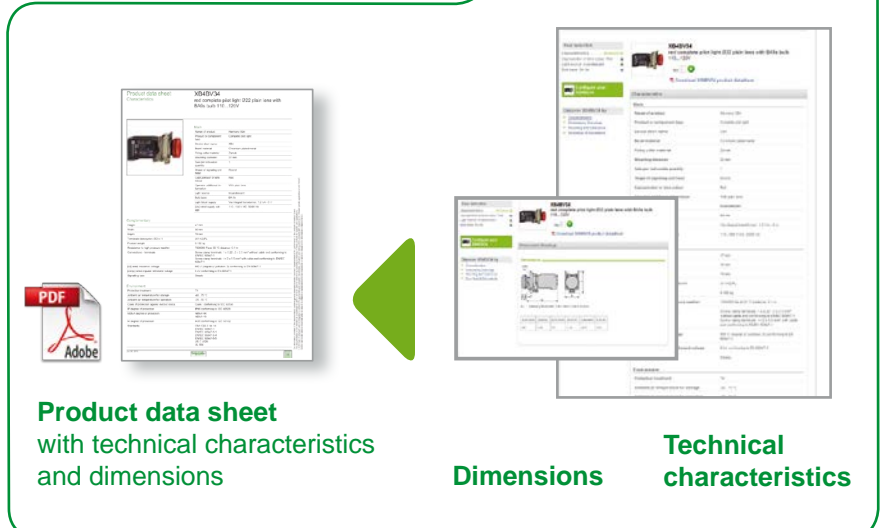
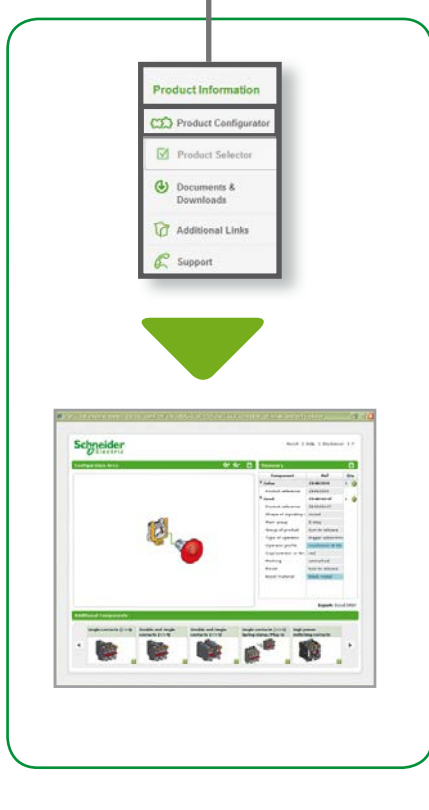


Path: [www.schneider-electric.com](http://www.schneider-electric.com) > **Products and Services** > Automation and control > ... > Product offer



**Graphic product configurator**  
Select the right product with just a few clicks

**Dynamic product selector**  
Visualize product characteristics and dimensions



**Product data sheet**  
with technical characteristics  
and dimensions

**Dimensions**


**Technical  
characteristics**

**Documents and downloads**  
 Visualize and download Catalogs,  
 technical publications, certificates, etc.

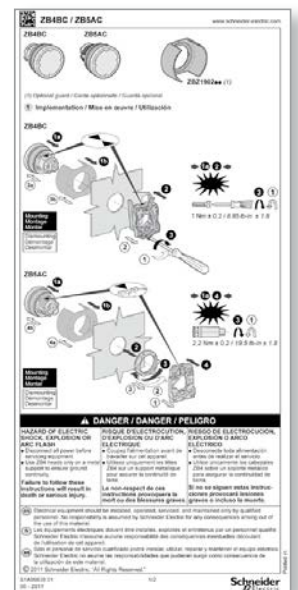
**Product Information**

- Product Configurator
- Product Selector
- Documents & Downloads
- Additional Links
- Support

The screenshot shows a web page for 'Harmony XB4 - Ø 22 mm metal pushbuttons, switches, pilot lights'. It includes a product image, a list of 'Documents & Downloads' with columns for 'Title', 'Date', and 'Size', and a 'Product Information' section with various links like 'Product Configurator', 'Product Selector', and 'Support'.



**Essential guides**



**Dynamic Catalogs**



**Certificates**

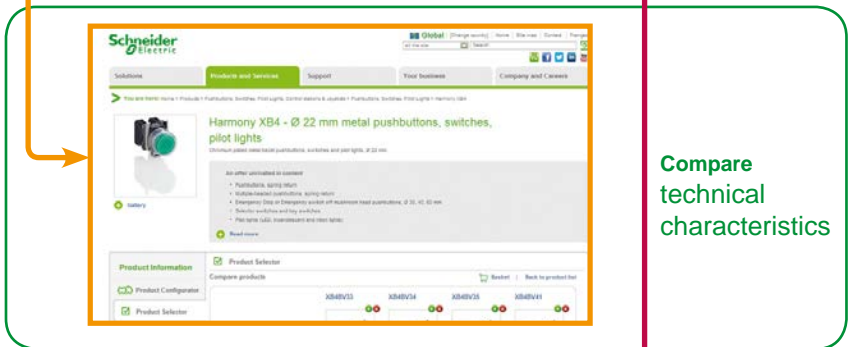
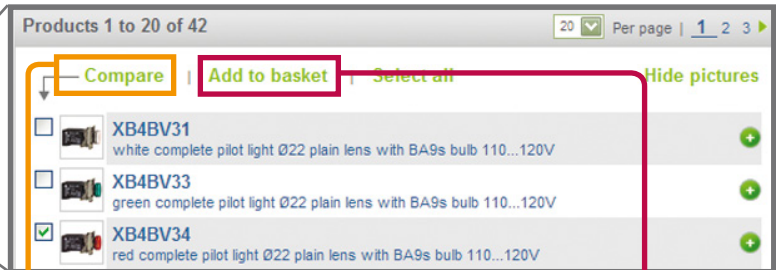


**Technical publications**

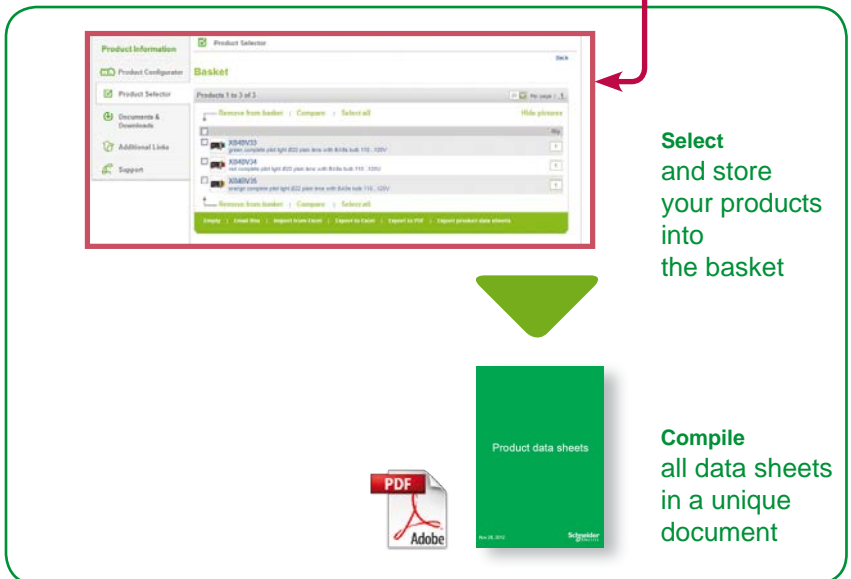
# Compare, select, and compile



Path: [www.schneider-electric.com](http://www.schneider-electric.com) > **Products and Services** > Automation and control > ... > Harmony XB4\*



Compare technical characteristics



Select and store your products into the basket

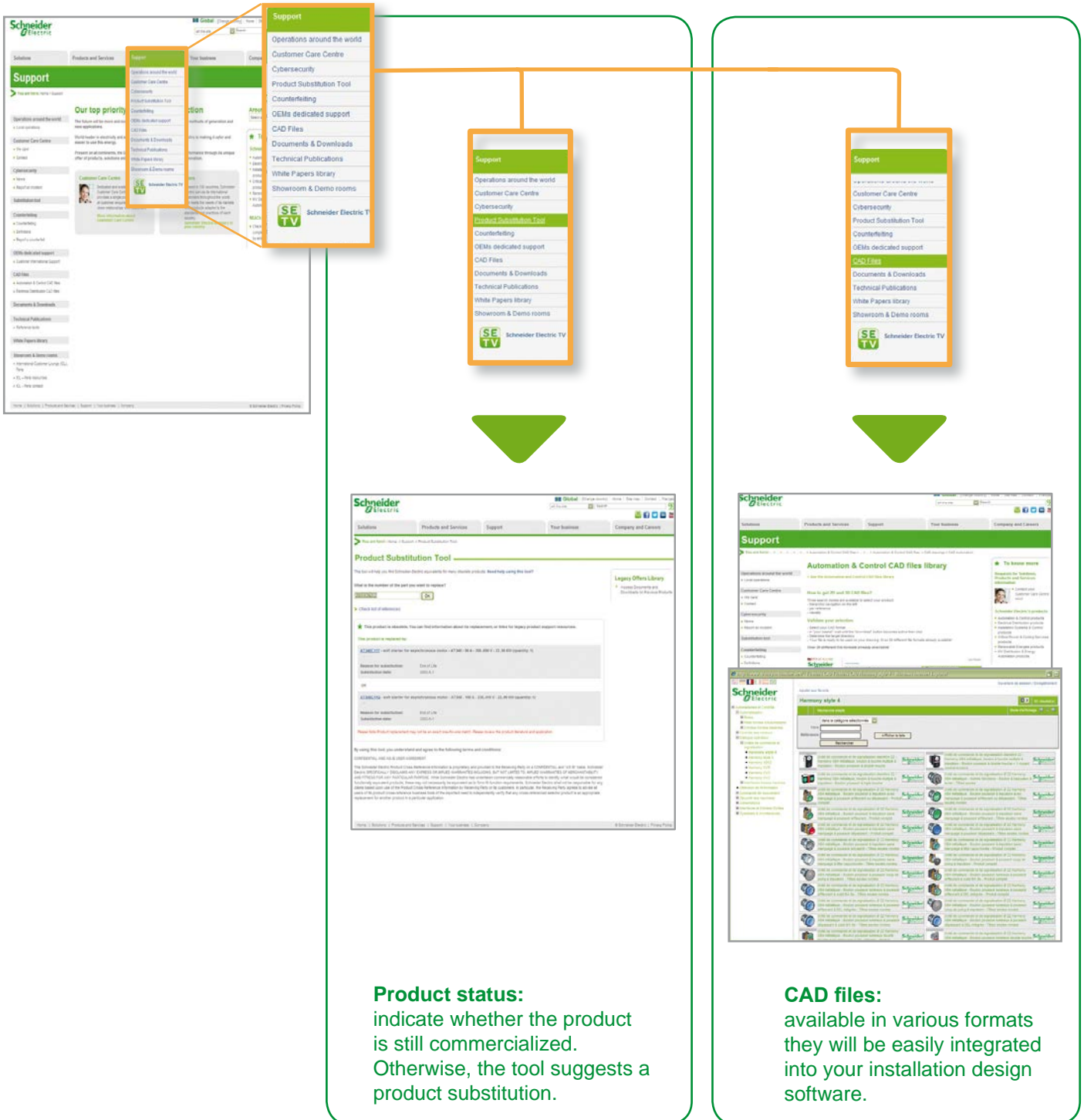
Compile all data sheets in a unique document

\* Example of research on a product

# Check the product status, design your equipment



Path: [www.schneider-electric.com](http://www.schneider-electric.com) > **Support** > Product Substitution Tool  
 Path: [www.schneider-electric.com](http://www.schneider-electric.com) > **Support** > CAD files



Please note that all references to products and services are just examples.

<b>X</b>			
XB6AA●●B	3/12		
XB6AD2●●B	3/15		
XB6AE1B5B	3/8		
XB6AE●B●B	3/8		
	3/10		
XB6AF●B●B	3/10		
XB6AG●5B	3/19		
XB6AK●B●5B	3/17		
XB6AL42B	3/12		
XB6AS●349B	3/14		
XB6AV●BB	3/11		
XB6AW●B●B	3/8		
XB6CA●●B	3/12		
XB6CD22●B	3/15		
XB6CE●B●B	3/8		
XB6CF●B●B	3/10		
XB6CG●5B	3/19		
XB6CK●B●5B	3/17		
XB6CL42B	3/12		
XB6CV●BB	3/11		
XB6CW●B●B	3/8		
XB6DA●●B	3/12		
XB6DD22●B	3/15		
XB6DE●B●B	3/8		
XB6DF●B●B	3/10		
XB6DGC5B	3/19		
XB6DGH5B	3/19		
XB6DK●B●5B	3/17		
XB6DL42B	3/12		
XB6DV●BB	3/11		
XB6DW●B●B	3/8		
XB6EAA●●P	2/6		
XB6EAD2●●P	2/10		
XB6EAF●●●P	2/9		
XB6EAG2●●P	2/10		
XB6EAV●●P	2/7		
XB6EAW●●●P	2/8		
XB6ECA11P	2/6		
XB6ECA●●P	2/6		
XB6ECD22●P	2/10		
XB6ECF●●●P	2/9		
XB6ECG2●●P	2/10		
XB6ECV●●P	2/7		
XB6ECW●●●P	2/8		
XB6EDA●●P	2/6		
XB6EDD2●●P	2/10		
XB6EDF●●●P	2/9		
XB6EDG22●P	2/10		
XB6EDV●●P	2/7		
XB6EDW●●●P	2/8		
XB6ETI52●P	2/9		
XB6ETN521P	2/9		
		<b>XBY2U</b>	3/30
		<b>Z</b>	
		ZB6A●●	3/9
			3/10
			3/11
			3/13
			3/21
		ZB6AD●●	3/18
			3/16
		ZB6AS●34	3/14
		ZB6C●●	3/9
			3/10
			3/11
			3/20
		ZB6CD●●	3/16
			3/18
		ZB6D●●	3/9
			3/10
			3/11
			3/13
			3/16
			3/19
		ZB6DD●●	3/16
			3/18
		ZB6E●●	3/23
		ZB6E●●●	3/23
		ZB6Y●●●	2/11
			3/22
			3/31
		ZB6Y006A	3/31
		ZB6Y56	2/11
		ZB6Y1●●●	3/28
		ZB6Y2●●●	3/28
			3/29
		ZB6Y3●●●	3/28
		ZB6Y4●●●	3/28
		ZB6Y7●●●	3/30
		ZB6YA●●	3/24
		ZB6YA●●●	2/11
			3/25
			3/26
			3/27
			3/30
			3/31
		ZB6YB028	3/31
		ZB6YC●●●	3/25
			3/26
			3/27
			3/30
			3/31
		ZB6YC●●	3/24
		ZB6YD001	2/11
			3/31
		ZB6YD●	3/18
		ZB6YD●●	3/24
			3/28
		ZB6YD●●●	3/25
			3/26
			3/31





**Schneider Electric Industries SAS**

Head Office  
35, rue Joseph Monier  
F-92500 Rueil-Malmaison  
France

[www.schneider-electric.com/control](http://www.schneider-electric.com/control)

The information provided in this documentation contains general descriptions and/or technical characteristics of the performance of the products contained herein. This documentation is not intended as a substitute for and is not to be used for determining suitability or reliability of these products for specific user applications. It is the duty of any such user or integrator to perform the appropriate and complete risk analysis, evaluation and testing of the products with respect to the relevant specific application or use thereof. Neither Schneider Electric nor any of its affiliates or subsidiaries shall be responsible or liable for misuse of the information contained herein.

Design: Schneider Electric  
Photos: Schneider Electric  
Printed by: