


# Structural system XC


## Contents

System information .....	417	Enclosure components XC .....	431
Beams XC .....	418	Enclosure components XC – conduit elements .....	434
Beam accessories XC .....	421	Components for linear motion XC .....	436
Connectors XC .....	422	Components for rotating motion XC .....	438
Feet XC .....	427		

## System information



## Features

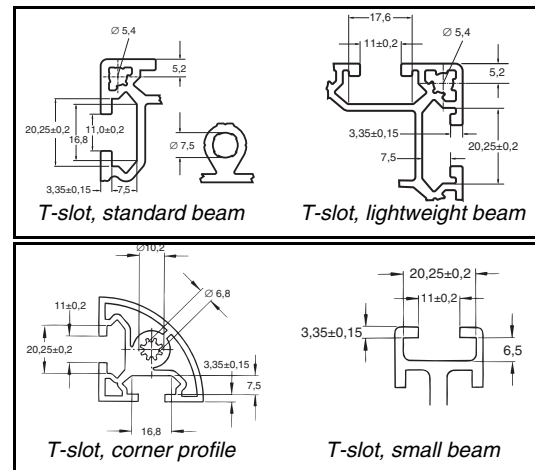


FlexLink's structural system XC is based on aluminium beams with T-slots for easy interconnections and attachment of external devices. Beam sizes in the XC system range from 24x24 mm up to 176x88 mm.

The system offers sturdy components which provide high load capacity for both static and linear motion systems. It is used within a wide range of applications, from frameworks, work benches and enclosures to special machinery, pick and place units and gantry robot.

## T-slot dimensions

All support beams have holes for M6 screws in the corners for connecting mounting plates, end plates etc. Always use roller threading to ensure a reliable screw connection. The screw holes in the centre of all XCBL beams and XCBL enclosure beams are intended for M8 roller threading or self-tapping screws.



## Beams XC

### Beam specifications

Beam type	Cross-section mm <sup>2</sup>	Weight kg/m	I <sub>x</sub> mm <sup>4</sup> ×10 <sup>4</sup>	I <sub>y</sub> mm <sup>4</sup> ×10 <sup>4</sup>	W <sub>x,3</sub> mm <sup>3</sup> ×10 <sup>3</sup>	W <sub>y,3</sub> mm <sup>3</sup> ×10 <sup>3</sup>
XCBM ..x88x176	3970	10,7	1244	369	141	83,9
XCBM ..x44x176	2633	7,11	750	58,2	85,2	26,5
XCBM ..x88x132	2966	8,01	530	259	80,3	58,9
XCBM ..x44x132	2022	5,34	330	40,0	50,0	18,0
XCBM ..x88	1952	5,27	173		39,4	
XCBL ..x88	1180	3,18	126		28,6	
XCBM ..x44x88	1311	3,54	103	25,6	23,5	11,7
XCBL ..x44x88	886	2,39	81,4	21,6	18,5	9,8
XCBM ..x64	1493	4,27	70,2		22,1	
XCBL ..x64	848	2,29	44,5		14,0	
XCBM ..x44x64	1054	2,84	42,0	23,5	13,2	10,7
XCBL ..x44x64	724	1,96	33,9	17,7	10,6	8,1
XCBM ..x44	767	2,07	14,0		6,3	
XCBL ..x44	588	1,59	12,7		5,8	
XCBL ..x44 T2	615	1,66	12,6	13,1	5,6	5,9
XCBL ..x44 T2A	598	1,61	12,9	12,4	5,8	5,6
XCBL ..x44 T3	653	1,76	12,6	13,4	5,7	6,1
XCBR ..x44	708	1,91	13,2	7,8	4,3	2,9
XCBR ..x49		1,77				
XCBA ..x44	572	1,55	9,47	9,47	3,65	3,65
XCBL ..x15x44	327	0,88	6,8	0,83	3,10	1,10
XCBB ..x24x44	375	1,02	5,55	2,41	2,52	2,00
XCBB ..x24x34	310	0,83	3,85	1,75	2,14	1,46
XCBB ..x24	240	0,64	1,10		0,92	

### Lengths and tolerance aluminium beams

#### "3 m" aluminium beams

If no other tolerance is stated in the catalogue all "3 m" aluminium beams will be delivered with a length of 3030 ±5 mm

The extra length compensates for cut losses on local site.

#### "L-cut" aluminium beams

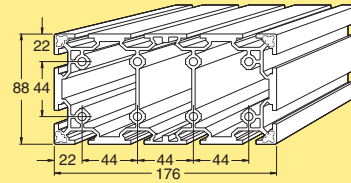
If no other range is mentioned in the catalogue L-cut aluminium beams can be ordered in the range of 30-3000 mm.

Length tolerances:

Cut length L (mm)	Length tolerance (mm)
30-1000	±0,3
1001-2000	±0,5
2001-3000	±0,8

### Support beams

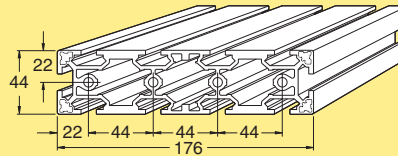
#### Support beam 88x176



Beam 88 mm × 176 mm  
Aluminium, anodized  
Length 3 m (3030 ±5 mm) **XCBM 3x88x176**  
Length to order (30- 3000 mm) **XCBM Lx88x176**

Beam weight: 10,7 kg/m  
End cap: Use XCBE 88 (2)

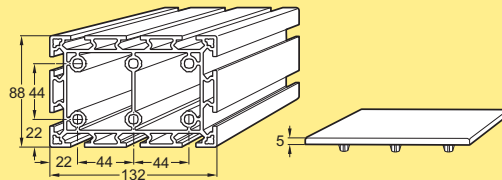
#### Support beam 44x176



Beam 44 mm × 176 mm  
Aluminium, anodized  
Length 3 m (3030 ±5 mm) **XCBM 3x44x176**  
Length to order (30- 3000 mm) **XCBM Lx44x176**

Beam weight: 7,11 kg/m  
End cap: Use XCBE 44x88 (2)

#### Support beam 88x132



Beam 88 mm × 132 mm  
Aluminium, anodized  
Length 3 m (3030 ±5 mm) **XCBM 3x88x132**  
Length to order (30- 3000 mm) **XCBM Lx88x132**

End cap, polyamide **XCBE 88x132 A\***

Beam weight: 8,01 kg/m  
\*Note. Must be ordered in multiples of 10

Beams XC (continued)

**Support beam 44x132**

Beam 44 mm × 132 mm  
 Aluminium, anodized  
 Length 3 m (3030 ±5 mm) **XCBM 3x44x132**  
 Length to order (30- 3000 mm) **XCBM Lx44x132**

End cap, polyamide **XCBE 44x132 A\***

Beam weight: 5,34 kg/m  
 \*Note. Must be ordered in multiples of 10

**Support beam 44x88**

Beam 44 mm × 88 mm  
 Aluminium, anodized  
 Length 3 m (3030 ±5 mm) **XCBM 3x44x88**  
 Length to order (30- 3000 mm) **XCBM Lx44x88**

End cap, polyamide **XCBE 44x88\***

Beam weight: 3,54 kg/m  
 \*Note. Must be ordered in multiples of 10

**Support beam 88x88**

Beam 88 mm × 88 mm  
 Aluminium, anodized  
 Length 3 m (3030 ±5 mm) **XCBL 3x88**  
 Length to order (30- 3000 mm) **XCBL Lx88**

End cap, polyamide **XCBE 88\***

Beam weight: 5,27 kg/m  
 \*Note. Must be ordered in multiples of 10

**Support beam 44x88, lightweight**

Beam 44 mm × 88 mm  
 Lightweight design  
 Aluminium, anodized  
 Length 3 m (3030 ±5 mm) **XCBL 3x44x88**  
 Length to order (30- 3000 mm) **XCBL Lx44x88**

End cap, polyamide **XCBE 44x88\***

Beam weight: 2,39 kg/m  
 \*Note. Must be ordered in multiples of 10

**Support beam 88x88, lightweight**

Beam 88 mm × 88 mm  
 Lightweight design  
 Aluminium, anodized  
 Length 3 m (3030 ±5 mm) **XCBL 3x88**  
 Length to order (30- 3000 mm) **XCBL Lx88**

End cap, polyamide **XCBE 88\***

Beam weight: 3,18 kg/m  
 \*Note. Must be ordered in multiples of 10

**Support beam 64x64**

Support beam 64 mm × 64 mm  
 Aluminium, anodized  
 Length 3 m (3030 ±5 mm) **XCBL 3x64**  
 Length to order (30- 3000 mm) **XCBL Lx64**

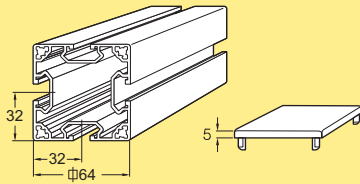
End cap, polyamide **XCBE 64\***

Beam weight: 4,27 kg/m  
 \*Note. Must be ordered in multiples of 10

- PO
- CC
- X45
- XS
- X65
- X65P
- X85
- X85P
- XH
- XK
- XKP
- X180
- X300
- GR
- CS
- XT
- WL
- WK
- XC**
- XF
- XD
- ELV
- CTL
- FST
- TR
- APX
- IDX

## Beams XC (continued)

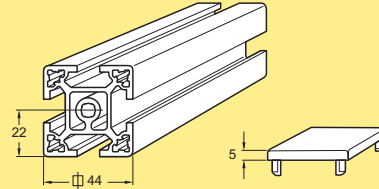
### Support beam 64x64, lightweight



Support beam 64 mm x 64 mm  
 Lightweight design  
 Aluminium, anodized  
 Length 3 m (3030 ±5 mm) **XCBL 3x64**  
 Length to order (30- 3000 mm) **XCBL Lx64**  
 End cap, polyamide **XCBE 64\***

Beam weight: 2,29 kg/m  
 \*Note. Must be ordered in multiples of 10

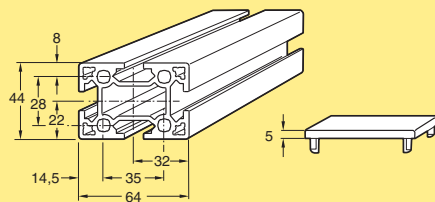
### Support beam 44x44



Support beam 44 mm x 44 mm  
 Aluminium, anodized  
 Length 3 m (3030 ±5 mm) **XCBL 3x44**  
 Length to order (30- 3000 mm) **XCBL Lx44**  
 End cap, polyamide **XCBE 44\***

Beam weight: 2,07 kg/m  
 \*Note. Must be ordered in multiples of 10

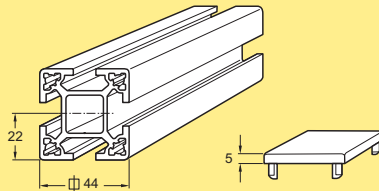
### Support beam 44x64



Support beam 44 mm x 64 mm  
 Aluminium, anodized  
 Length 3 m (3030 ±5 mm) **XCBL 3x44x64**  
 Length to order (30- 3000 mm) **XCBL Lx44x64**  
 End cap, polyamide **XCBE 44x64\***

Beam weight: 2,84 kg/m  
 \*Note. Must be ordered in multiples of 10

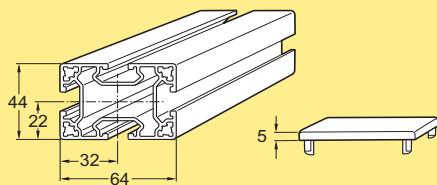
### Support beam 44x44, lightweight



Support beam 44 mm x 44 mm  
 Lightweight design  
 Aluminium, anodized  
 Length 3 m (3030 ±5 mm) **XCBL 3x44**  
 Length to order (30- 3000 mm) **XCBL Lx44**  
 End cap, polyamide **XCBE 44\***

Beam weight: 1,59 kg/m  
 \*Note. Must be ordered in multiples of 10

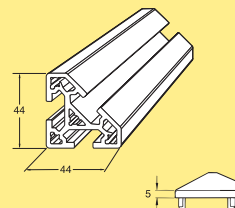
### Support beam 44x64, lightweight



Support beam 44 mm x 64 mm  
 Lightweight design  
 Aluminium, anodized  
 Length 3 m (3030 ±5 mm) **XCBL 3x44x64**  
 Length to order (30- 3000 mm) **XCBL Lx44x64**  
 End cap, polyamide **XCBE 44x64\***

Beam weight: 1,96 kg/m  
 \*Note. Must be ordered in multiples of 10

### Support beam, 45°



Support beam, 45°  
 Aluminium, anodized  
 Length 3 m (3030 ±5 mm) **XCBA 3x44**  
 Length to order (30- 3000 mm) **XCBA Lx44**  
 End cap, polyamide **XCBE 44 A\***

Beam weight: 1,55 kg/m  
 \*Note. Must be ordered in multiples of 10

### Beams for enclosures

FlexLink's beams for enclosures: see page 431.

Beams XC (continued)

Small beams

**Small beam 15x44**

Small beam 15 mm x 44 mm  
 Lightweight design  
 Aluminium, anodized  
 Length 3 m (3030 ±5 mm) **XCBL 3x15x44**  
 Length to order (30- 3000 mm) **XCBL Lx15x44**  
 End cap, polyamide **XCBE 15x44\***  
*Beam weight: 0,88 kg/m*  
*\*Note. Must be ordered in multiples of 10*

**Small beam 24x34**

Small beam 24 mm x 34 mm  
 Aluminium, anodized  
 Length 3 m (3030 ±5 mm) **XCBB 3x24x34**  
 Length to order (30- 3000 mm) **XCBB Lx24x34**  
 End cap, polyamide **XCBE 24x34\***  
*Beam weight: 0,83 kg/m*  
*\*Note. Must be ordered in multiples of 10*

**Small beam 24x44**

Small beam 24 mm x 44 mm  
 Aluminium, anodized  
 Length 3 m (3030 ±5 mm) **XCBB 3x24x44**  
 Length to order (30- 3000 mm) **XCBB Lx24x44**  
 End cap, polyamide **XCBE 24x44\***  
*Beam weight: 1,02 kg/m*  
*\*Note. Must be ordered in multiples of 10*

**Small beam 24x24**

Small beam 24 mm x 24 mm  
 Aluminium, anodized  
 Length 3 m (3030 ±5 mm) **XCBB 3x24**  
 Length to order (30- 3000 mm) **XCBB Lx24**  
 End cap, polyamide **XCBE 24\***  
*Beam weight: 0,64 kg/m*  
*\*Note. Must be ordered in multiples of 10*

Beam accessories XC

**Cover strip, aluminium**

Cover strip  
 Length 2 m  
 Aluminium, anodized **XCAC 2**  
*Note! Can't be used with bends*

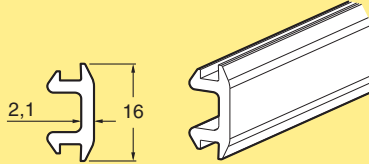
**Cover strip, PVC**

Cover strip  
 Length 3 m  
 Polyvinyl chloride **XCAC 3 P**  
*Note! Can't be used with bends*

- PO
- CC
- X45
- XS
- X65
- X65P
- X85
- X85P
- XH
- XK
- XKP
- X180
- X300
- GR
- CS
- XT
- WL
- WK
- XC**
- XF
- XD
- ELV
- CTL
- FST
- TR
- APX
- IDX

## Beam accessories XC (continued)

### Cover strip for T-slot, PVC

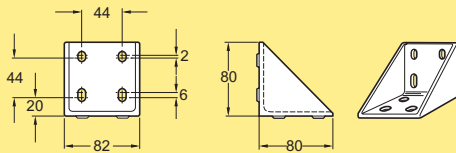


Cover strip for T-slot  
Length 25 m  
Grey PVC

**XCAC 25 P**

## Connectors XC

### Angle bracket, die-cast, 80×80×82

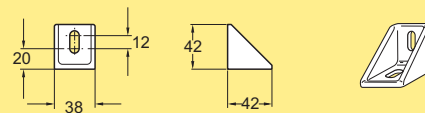


Angle bracket  
Aluminium, die-cast

**XCFA 88 A**

Mounting: M6S 8×16 (8), BRB 8.4×16 (8), XCAN 8 (8)

### Angle bracket, die-cast, 42×42×38

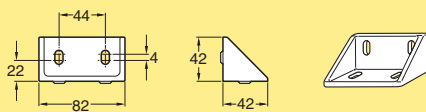


Angle bracket  
Aluminium, die-cast

**XCFA 44 B**

Mounting: M6S 8×16 (2), BRB 8.4×16 (2), XCAN 8 (2)

### Angle bracket, die-cast, 42×42×82

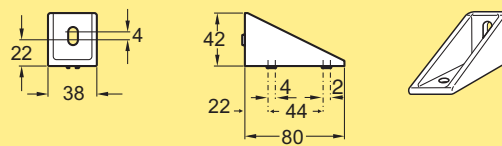


Angle bracket  
Aluminium, die-cast

**XCFA 88 B**

Mounting: M6S 8×16 (4), BRB 8.4×16 (4), XCAN 8 (4)

### Angle bracket, die-cast, 80×42×38

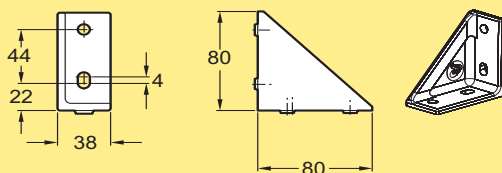


Angle bracket  
Aluminium, die-cast

**XCFA 44 C**

Mounting: M6S 8×16 (3), BRB 8.4×16 (3), XCAN 8 (3)

### Angle bracket, die-cast, 80×80×38

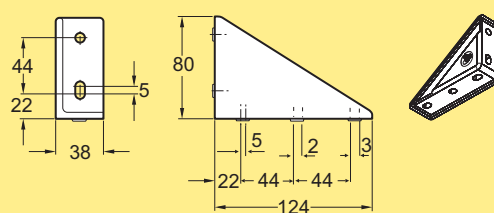


Angle bracket  
Aluminium, die-cast

**XCFA 44 A**

Mounting: M6S 8×16 (4), BRB 8.4×16 (4), XCAN 8 (4)

### Angle bracket, die-cast, 124×80×38



Angle bracket  
Aluminium, die-cast

**XCFA 44 D**

Mounting: M6S 8×16 (5), BRB 8.4×16 (5), XCAN 8 (5)

**Angle bracket, die-cast, 24x33x22**

Angle bracket  
Aluminium, die-cast **XCFA 24**  
Mounting: MC6S 6x14 (2), BRB 6.4x12 (2), XCAN 6 (2)

**Stay bracket, fixed, 45°**

Stay bracket, 45°  
Aluminium, anodized **XCAB 44**

**Angle bracket, extruded, 90x40x80**

Angle bracket  
Aluminium, anodized **XCFA 84**  
Mounting: M6S 8x16 (6), BRB 8.4x16 (6), XCAN 8 (6)

**Mounting plate 88x145**

Mounting plate  
Aluminium, anodized **XCFB 88**  
For use with 88x88 mm XCBM beams.  
Mounting: M6S 8x18 (4), BRB 8.4x16 (4), XCAN 8 (4), MF6S 8x30 (4).

**Angle bracket, extruded, 80x40x40**

Angle bracket  
Aluminium, anodized **XCFA 44**  
Mounting: M6S 8x16 (2), BRB 8.4x16 (2), XCAN 8 (2)

**Mounting plate 44x145**

Mounting plate  
Aluminium, anodized **XCFB 44x88 A**  
For use with 44x88 mm XCBM beams.  
Mounting: M6S 8x18 (2), BRB 8.4x16 (2), XCAN 8 (2), MF6S 8x30 (2).

**Stay bracket, adjustable**

Stay bracket, including reversible guide lugs  
Zinc, die-cast **XCFA 44 F**  
Mounting: MLC6S 8x14 (2), XCAN 8 (2) (beam side) or MLC6S 8x30 (2) (beam end)

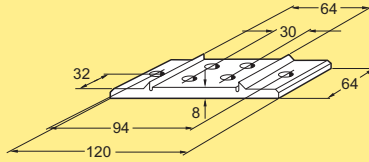
**Mounting plate 88x100**

Mounting plate  
Aluminium, anodized **XCFB 44x88 B**  
For use with 44x88 mm XCBM beams.  
Mounting: M6S 8x18 (4), BRB 8.4x16 (4), XCAN 8 (4) + MF6S 8x30 (2). Cannot be used with XCBL beams.

- CC
- X45
- XS
- X65
- X65P
- X85
- X85P
- XH
- XK
- XKP
- X180
- X300
- GR
- CS
- XT
- WL
- WK
- XC**
- XF
- XD
- ELV
- CTL
- FST
- TR
- APX
- IDX

## Connectors XC (continued)

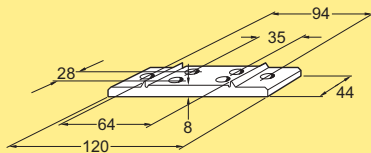
### Mounting plate 64x120



Mounting plate  
Aluminium, anodized **XCFB 64 A**

For use with 64x64 mm XCBM beams.  
Mounting: M6S 8x18 (2), BRB 8.4x16 (2), XCAN 8 (2)  
+ MF6S 8x30 (4). Cannot be used with XCBL beams.

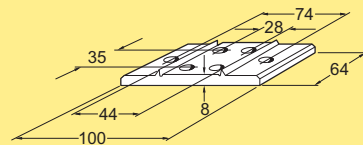
### Mounting plate 44x120



Mounting plate  
Aluminium, anodized **XCFB 44x64 A**

For use with 44x64 mm XCBM beams.  
Mounting: M6S 8x18 (2), BRB 8.4x16 (2), XCAN 8 (2)  
+ MF6S 8x30 (4). Cannot be used with XCBL beams.

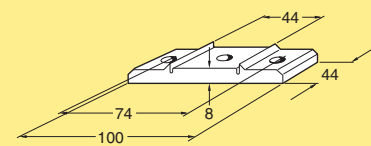
### Mounting plate 64x100



Mounting plate  
Aluminium, anodized **XCFB 44x64 B**

For use with 44x64 mm XCBM beams.  
Mounting: M6S 8x18 (2), BRB 8.4x16 (2), XCAN 8 (2)  
+ MF6S 8x30 (4).

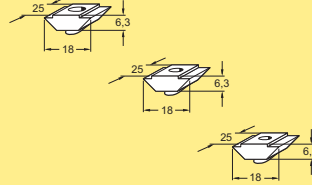
### Mounting plate 44x100



Mounting plate  
Aluminium, anodized **XCFB 44**

For use with 44x44 mm beams (not XCBL 3/6/Lx44).  
Mounting: M6S 8x18 (2), BRB 8.4x16 (2), XCAN 8 (2)  
+ MF6S 8x30 (1).

### T-slot nut for System XC T-slot

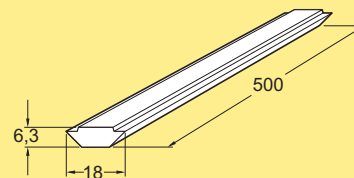


T-slot nut for XC  
Steel, zinc-chromated

M5	<b>XCAN 5*</b>
M5, multipack (250 pcs)	<b>5056129</b>
M6	<b>XCAN 6*</b>
M6, multipack (250 pcs)	<b>5056128</b>
M8	<b>XCAN 8*</b>
M8, multipack (250 pcs)	<b>5056127</b>

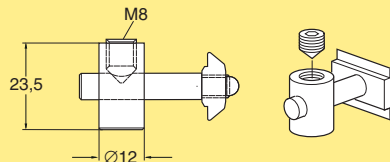
\*Note. Must be ordered in multiples of 10

### Nut profile for T-slot



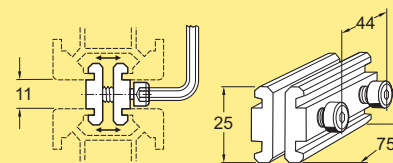
Nut profile for T-slot  
Length 500 mm  
Aluminium **XCAP 500**

### T-slot connector



T-slot connector  
Steel, electro-zinc-plated **XCEC 12**

### Parallel connector



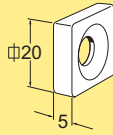
Parallel connector assembly  
Length 75 mm  
Aluminium, anodized **XCFP 75**  
Connector for connecting beams T-slot to T-slot



Connectors XC (continued)

PO

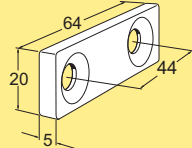
**T-slot washer kit**



T-slot washer kit  
Steel, electro-zinc-plated **XCAQ 20 CA**

The kit contains 1 T-slot washer, 1 cap (for  $\varnothing$  10 mm hole).  
Note. Must be ordered in multiples of 10

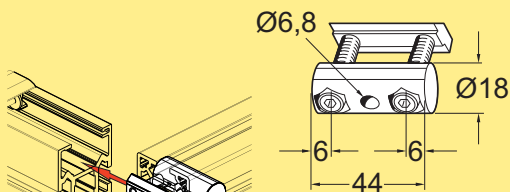
**T-slot washer strip kit**



T-slot washer strip kit  
Length 64 mm  
Steel, electro-zinc-plated **XCAQ 20x64 CA**

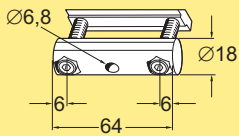
The kit contains 1 T-slot washer strip, 2 caps (for  $\varnothing$  10 mm hole)

**Fastener yoke 44 mm**



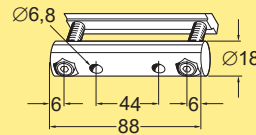
Fastener yoke assembly  
Length 44 mm  
Zinc, die-cast **XCAF 44**

**Fastener yoke 64 mm**



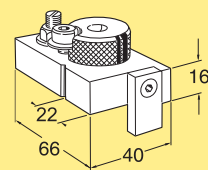
Fastener yoke assembly  
Length 64 mm  
Zinc, die-cast **XCAF 64**

**Fastener yoke 88 mm**



Fastener yoke assembly  
Length 88 mm  
Zinc, die-cast **XCAF 88**

**Drill fixture for fastener yokes and T-slot washer**

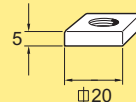


Drill fixture  
Steel, black chromated **XCAD 10/18**

Drill insert  $\varnothing$  12,2 mm **18x16 12.2**

The drill fixture is used for fastener yokes ( $\varnothing$  18,25 mm) and for the T-slot washer ( $\varnothing$  10 mm)

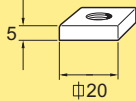
**Square nut M6**



Square nut, M6 thread  
Steel, electro-zinc-plated **XLAQ 6**

Note. Must be ordered in multiples of 50

**Square nut M8**



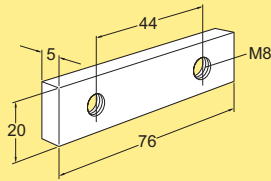
Square nut, M8 thread  
Steel, electro-zinc-plated **XLAQ 8**

Note. Must be ordered in multiples of 50

CC  
X45  
XS  
X65  
X65P  
X85  
X85P  
XH  
XK  
XKP  
X180  
X300  
GR  
CS  
XT  
WL  
WK  
XC  
XF  
XD  
ELV  
CTL  
FST  
TR  
APX  
IDX

## Connectors XC (continued)

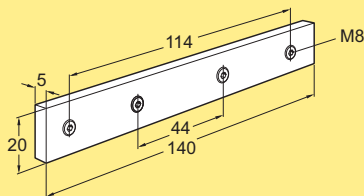
### Connecting strip 76 mm



Connecting strip, M8 threads  
Length 76 mm  
Steel, electro-zinc-plated **XLCJ 5x76**

*Must be ordered in multiples of 10*

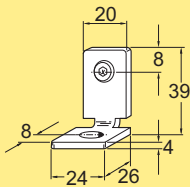
### Connecting strip 140 mm



Connecting strip  
Length 140 mm  
Steel, electro-zinc-plated **XLCJ 5x140**

*Must be ordered in multiples of 10*  
*Including M8 set screws*

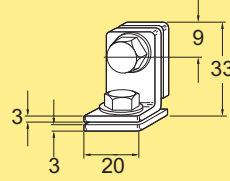
### Inner fitting 90°



Inner fitting 90°  
Steel, electro-zinc-plated **XMRX 20 A\***

*Mounting: M6S 8x14 (1), BRB 8.4x16 (1), XCAN 8 (1)*  
*\*Note. Must be ordered in multiples of 10*  
*Including set screw*

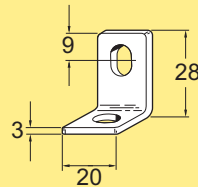
### Inner fitting 90°, double



Inner fitting 90°, double  
Steel, electro-zinc-plated **XMRY 20**

*Note. Must be ordered in multiples of 10*  
*Including screws*

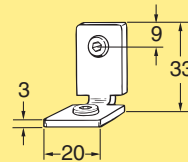
### Inner fitting 90°



Inner fitting 90°  
Steel, electro-zinc-plated **XMRY 20 A\***

*Mounting: M6S 8x14 (2), BRB 8.4x16 (2), XCAN 8 (2)*  
*\*Note. Must be ordered in multiples of 10*

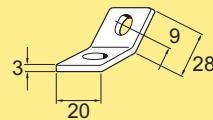
### Inner fitting 90°



Inner fitting 90°  
Steel, electro-zinc-plated **XMRY 20 B**

*Note. Must be ordered in multiples of 10*  
*Including set screws*

### Inner fitting 45°



Inner fitting 45°  
Steel, electro-zinc-plated **XMRY 20x45 A\***

*Mounting: M6S 8x14 (2), BRB 8.4x16 (2), XCAN 8 (2)*  
*\*Note. Must be ordered in multiples of 10*

Connectors XC (continued)

PO

**Corner fitting 90°**

Corner fitting 90°  
Steel, electro-zinc-plated **XMRW 20**  
*Note. Must be ordered in multiples of 10  
Including set screws*

**Corner fitting 45°**

Corner fitting 45°  
Steel, electro-zinc-plated **XMRW 20x45**  
*Note. Must be ordered in multiples of 10  
Including set screws*

CC

X45

XS

X65

X65P

X85

X85P

XH

**Feet XC**

XK

**Foot 44x130**

Foot for beam XCBM/XCBL ..x44  
Aluminium, die-cast **XCFF 44x130**  
*Including fastener kit  
Maximum bending moment 250 Nm*

**Foot plate for beam 44x44**

Foot plate for beam XCBM/XCBL ..x44  
Aluminium, anodized **XCFB 44 F**  
*Mounting: MF6S 8x30 (1) or MF6S 6x30 (4).  
Maximum bending moment 50 Nm*

XKP

X180

X300

GR

CS

XT

**Foot 64x210**

Foot for beam XCBM/XCBL ..x64  
Aluminium, die-cast **XCFF 64x210**  
*Including fastener kit  
Maximum bending moment 750 Nm*

**Foot plate for beam 88x88**

Foot plate for beam XCBM/XCBL ..x88  
Aluminium, anodized **XCFB 88 F**  
*Mounting: MF6S 8x30 (4) or MF6S 6x30 (4).  
Maximum bending moment 200 Nm*

WL

WK

**XC**

XF

XD

**Foot 88x260**

Foot for beam XCBM/XCBL ..x88  
Aluminium, die-cast **XCFF 88x260**  
*Including fastener kit  
Maximum bending moment 1500 Nm*

**Adjustable foot M8**

Adjustable foot  
Steel, electro-zinc-plated  
M8 thread **XLFS 8**  
*Including nut. Maximum vertical load 400 N  
Mounting: XCFE 44 M8*

ELV

CTL

FST

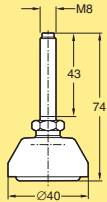
TR

APX

IDX

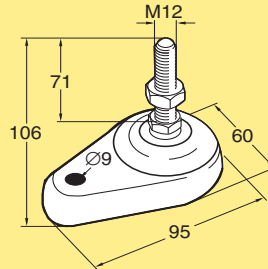
Feet XC (continued)

**Adjustable foot, polyamide, M8**



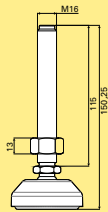
Adjustable foot  
PA + steel, electro-zinc-plated  
M8 thread **XCFS 8x40x43**  
Maximum vertical load 12000 N  
Mounting: XCFE 44 M8

**Adjustable foot, polyamide, M12**



Adjustable foot  
PA + steel, electro-zinc-plated  
M12 thread **XCFS 12x60x71**  
Including nut. Maximum vertical load 15000 N  
Mounting: XCFE .. M12.

**Polyamide foot, adjustable**



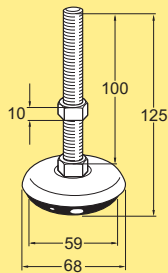
Adjustable foot  
Stainless steel  
M16 thread **XCFS 16x60x115**  
Including nut  
Maximum vertical load 12000 N

**Guide roller**



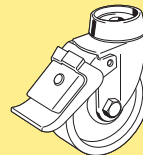
Guide roller  
Steel, electro-zinc-plated **XCAG 80 A**  
Mounting: XCAN 8 or XCFE .. M12  
Maximum vertical load 600 N  
Including fastener kit

**Adjustable foot M12**



Adjustable foot  
Steel, electro-zinc-plated  
M12 thread **XCFS 12x68**  
Including nut. Maximum vertical load 2500 N  
Mounting: XCFE .. M12.

**Guide roller with multistop brake**



Guide roller with multistop brake  
Steel, electro-zinc-plated **XCAG 80 BA**  
Mounting: XCAN 8 or XCFE .. M12  
Maximum vertical load 600 N  
Including fastener kit

**Three-point foot for XC beam**

Three-point foot for XC.. 64 beam  
D=64 mm  
Polyamide, glass-fibre reinforced.  
**XEFG 64 T**  
Maximum vertical load 800 N  
Including screws and clamps

**Adjustable foot for XEFG**

Adjustable foot for XEFG 64/70 T/D  
Polyamide, glass-fibre reinforced **XLFS 20 P**  
With ball joint and M20 locking nut.  
Maximum vertical load 500 N

**Three-point foot for XEFU 500**

Three-point foot for XEFU 500  
D=70 mm  
Polyamide, glass-fibre reinforced **XEFG 70 T**  
Maximum vertical load 800 N  
Including screws and clamps

**Vibration absorber**

Vibration absorber for XLFS 20 P  
Thermoplastic polyester **XLFJ 69**

**Height adjustment assembly**

Height adjustment assembly for  
XEFG 70 T  
Length 500 mm  
Aluminium, anodized **XEFU 500**  
Square section tube. Including locking levers

**Two-point foot for XC beam**

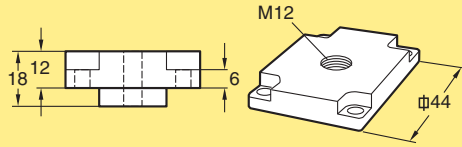
Two-point foot for XC.. 64 beam  
D= 64 mm  
Polyamide, glass-fibre reinforced **XEFG 64 D**  
Maximum vertical load 800 N  
Including screws and clamps

**End plate for beam 44x44 M8**

End plate for beam XCBL ...x44  
M8 thread  
Zinc, die-cast **XCFE 44 M8**  
Mounting: MC6S-TT 6x30 (4)

Feet XC (continued)

**End plate for beam 44x44, M12 thread**

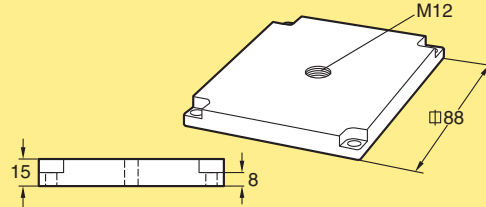


End plate for beam XCBL ...x44  
M12 thread  
Zinc, die-cast

**XCFE 44 M12**

Mounting: MC6S-TT 6x30 (4)

**End plate for beam 88x88**

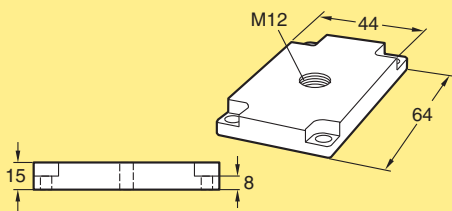


End plate for beam XCBL/XCBM ...x88  
M12 thread  
Zinc, die-cast

**XCFE 88 M12A**

Mounting: MC6S-TT 6x30 (4)

**End plate for beam 44x64**

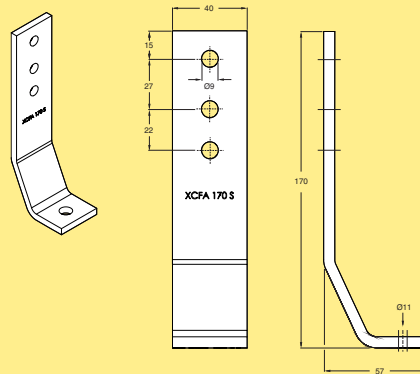


End plate for beam XCBL/XCBM ...x44x64  
M12 thread  
Zinc, die-cast

**XCFE 44x64 M12A**

Mounting: MC6S-TT 6x30 (4)

**Floor attachment bracket**

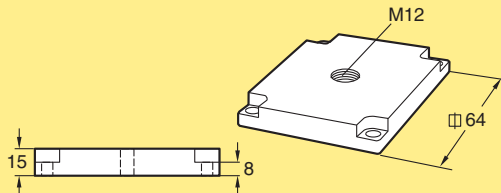


Floor attachment bracket  
Stainless steel

**XCFA 170 S**

The bracket is delivered with the hardware necessary for attachment to the conveyor support. Fasteners for connection to the floor are not supplied with the brackets.

**End plate for beam 64x64**

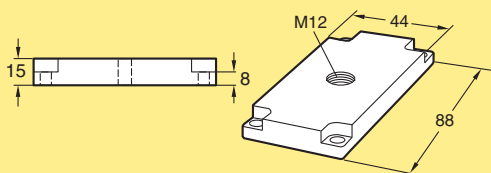


End plate for beam XCBL/XCBM ...x64  
M12 thread  
Zinc, die-cast

**XCFE 64 M12A**

Mounting: MC6S-TT 6x30 (4)

**End plate for beam 44x88**



End plate for beam XCBL/XCBM ...x44x88  
M12 thread  
Zinc, die-cast

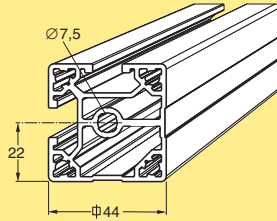
**XCFE 44x88 M12A**

Mounting: MC6S-TT 6x30 (4)

## Enclosure components XC

PO

### Enclosure beam 44x44, two adjacent T-slots

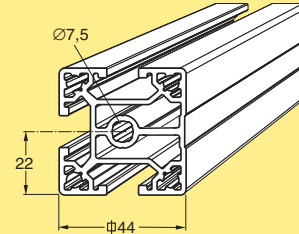


Enclosure beam 44 mm x 44 mm  
with two adjacent T-slots  
Lightweight design  
Aluminium, anodized  
Length 3 m (3030 ±5 mm) **XCBL 3x44 T2**  
Length to order (30- 3000 mm) **XCBL Lx44 T2**

End cap, polyamide **XCBE 44\***

Beam weight: 1,66 kg/m  
\*Note. Must be ordered in multiples of 10

### Enclosure beam 44x44, three T-slots

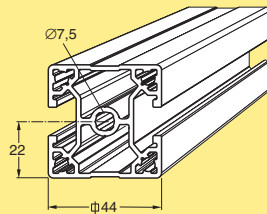


Enclosure beam 44 mm x 44 mm  
with three T-slots  
Lightweight design  
Aluminium, anodized  
Length 3 m (3030 ±5 mm) **XCBL 3x44 T3**  
Length to order (30- 3000 mm) **XCBL Lx44 T3**

End cap, polyamide **XCBE 44\***

Beam weight: 1,76 kg/m  
\*Note. Must be ordered in multiples of 10

### Enclosure beam 44x44, two opposite T-slots

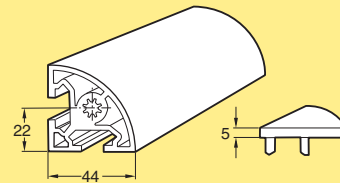


Enclosure beam 44 mm x 44 mm  
with two opposite T-slots  
Lightweight design  
Aluminium, anodized  
Length 3 m (3030 ±5 mm) **XCBL 3x44 T2A**  
Length to order (30- 3000 mm) **XCBL Lx44 T2A**

End cap, polyamide **XCBE 44\***

Beam weight: 1,61 kg/m  
\*Note. Must be ordered in multiples of 10

### Corner beam

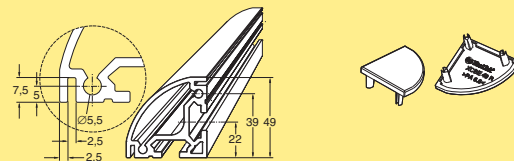


Enclosure beam 44 mm x 44 mm  
Corner profile  
Aluminium, anodized  
Length 3 m (3030 ±5 mm) **XCBR 3x44**  
Length to order (30- 3000 mm) **XCBR Lx44**

End cap, polyamide **XCBE 44 R\***

Beam weight: 1,91 kg/m  
\*Note. Must be ordered in multiples of 10

### Corner beam



Enclosure beam 49 mm x 49 mm  
Corner profile with slot for 2 mm panel  
Aluminium, anodized  
Length 3 m (3030 ±5 mm) **XCBR 3x49**  
Length to order (30- 3000 mm) **XCBR Lx49**

End cap, polyamide **XCBE 49 R\***

Beam weight: 1,77 kg/m  
\*Note. Must be ordered in multiples of 10  
Matching enclosure profile: XCEP ..x6x44 (see below).

CC

X45

XS

X65

X65P

X85

X85P

XH

XK

XKP

X180

X300

GR

CS

XT

WL

WK

XC

XF

XD

ELV

CTL

FST

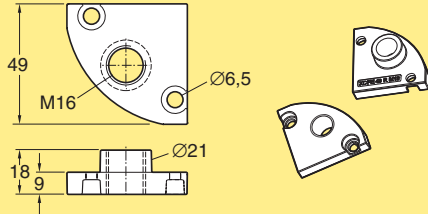
TR

APX

IDX

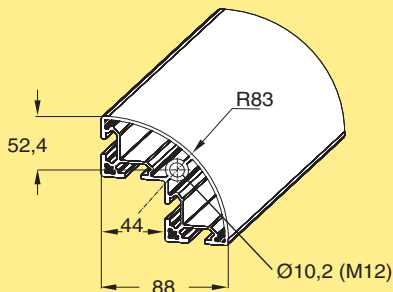
## Enclosure components XC (continued)

### End plate for corner beam XCBR ..x49



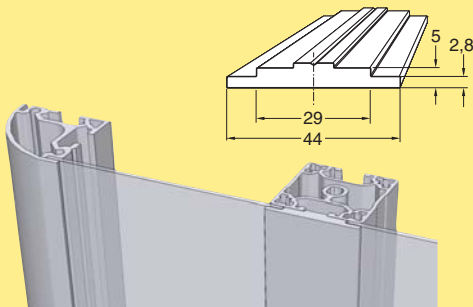
End plate  
Zinc, die-cast  
**XCFE 49 R M16**  
Mounting to beam end: *MC6S 6x30 (2)*

### Corner beam



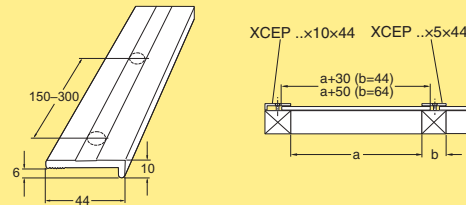
Enclosure beam 88 mm x 88 mm  
Corner profile  
Aluminium, anodized  
Length 3 m (3030 ±5 mm) **XCBR 3x88**  
Length to order (30- 3000 mm) **XCBR Lx88**  
Beam weight: 3,6 kg/m

### Enclosure profile



Profile for 2 mm enclosure panels  
Aluminium, anodized  
Length 3 m (3030 ±5 mm) **XCEP 3x6x44**  
Length to order (30- 3000 mm) **XCEP Lx6x44**  
Mounting: *MF6S 6x14, XCAN 6.*  
Holes (Ø6,5 mm) must be drilled in the profile.

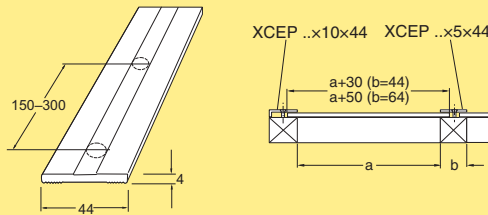
### Enclosure profile, edge



Profile for enclosures  
Aluminium, anodized  
Edge profile, Length 3 m (3030 ±5 mm) **XCEP 3x10x44**  
Edge profile, Length to order (30- 3000 mm) **XCEP Lx10x44**

Mounting: *MF6S 6x16 (for 6 mm panels) XCAN 6.*  
Holes (Ø6,5 mm) must be drilled in the profile.  
For mounting panels and nets to all standard profiles with a minimum width of 44 mm.

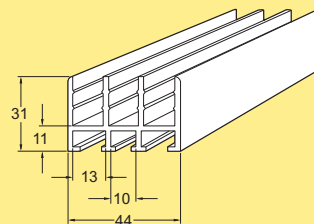
### Enclosure profile, inner



Profile for enclosures  
Aluminium, anodized  
Inner profile, Length 3 m (3030 ±5 mm) **XCEP 3x5x44**  
Inner profile, Length to order (30- 3000 mm) **XCEP Lx5x44**

Mounting: *MF6S 6x16 (for 6 mm panels) XCAN 6.*  
Holes (Ø6,5 mm) must be drilled in the profile.  
For mounting panels and nets to all standard profiles with a minimum width of 44 mm.

### Profile for sliding door



Profile for sliding door  
Aluminium, anodized  
Length 3 m (3030 ±5 mm) **XLFL 3**  
Length to order (30- 3000 mm) **XLFL L**

Mounting: *MLC6S 6x12, XCAN 6 (profile), or MC6S 6x14, BRB 6.4x12 and M6M 6 (angle bracket)*



**Slide strip for sliding doors**

Slide strip for sliding doors  
Length 3 m  
Polyvinyl chloride

**XLFR 3**

**Rim strip**

Rim strip  
Length 3 m  
Polyvinyl chloride, grey

**XCET 3 A**

**Sliding door profile**

Sliding door profile  
Length 3 m  
Polyvinyl chloride, grey

**XCET 3 D**

**Net strip**

Net strip  
Polyvinyl chloride, grey  
Length 3 m

**XCET 3 C**

**Multiblock**

Multiblock, assembly  
Polyamide

**XCAM 14**  
*Including polyamide clamp and M6 square nut*

**Hinge**

Hinge  
Polyamide

**XCAH 50**  
*Including rotatable guide lugs  
Mounting: MLC6S 6x12 (2), XCAN 6 (2)*

**Rubber strip for panels**

Rubber strip for panels  
Length 25 m  
EPDM rubber, black

**XCET 25**

**Hinge kit**

Hinge kit  
Aluminium, anodized

**XCAH 110 A**  
*Including the necessary mounting hardware*

CC

X45

XS

X65

X65P

X85

X85P

XH

XK

XKP

X180

X300

GR

CS

XT

WL

WK

XC

XF

XD

ELV

CTL

FST

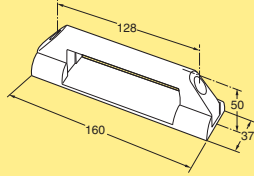
TR

APX

IDX

## Enclosure components XC (continued)

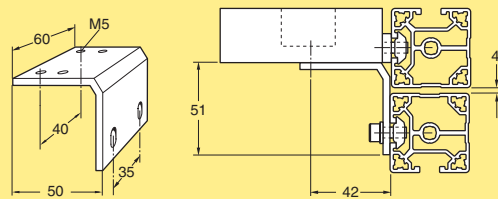
### Handle assembly XC/XF, polyamide



Handle assembly  
Polyamide **XDEH 160**

Mounting: MC6S 5x20 (2), XCAN 5 (2)  
Including adapter plate for XC

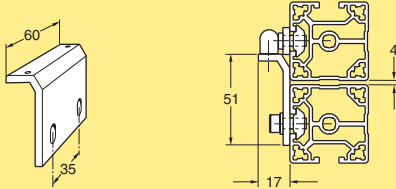
### Safety switch bracket kit XC-XC



Safety switch bracket kit  
Aluminium, anodized **XFEL 60 WA**

Including the necessary mounting hardware. For safety switches Schmersal AZ 15/16-B1 and Guardmaster Trojan 5. Safety switch is not included

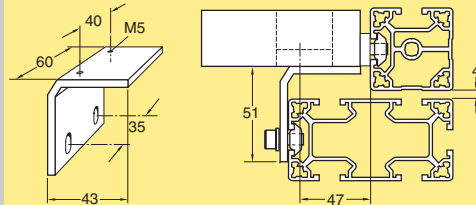
### Ball latch lock kit XC-XC



Ball latch lock kit  
Aluminium, anodized **XCEL 60 B**

Including ball latch and the necessary mounting hardware

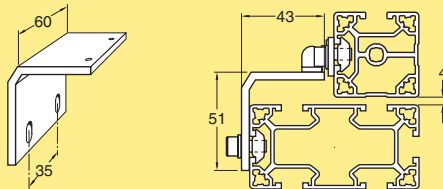
### Safety switch bracket kit XC-XC



Safety switch bracket kit  
Aluminium, anodized **XCEL 60 WA**

Including the necessary mounting hardware  
For safety switches Schmersal AZ 15/16-B1 and Guardmaster Trojan 5. Safety switch is not included

### Ball latch lock kit XC-XC

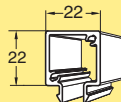


Ball latch lock kit  
Aluminium, anodized **XCEL 60 BA**

Including ball latch and the necessary mounting hardware

## Enclosure components XC – conduit elements

### Cable duct 22x22 mm



Cable duct, 22 mm x 22 mm  
Aluminium, anodized  
Length 3 m (3030 ±5 mm) **XCCD 3x22**  
Length to order (30-3000 mm) **XCCD Lx22**

**Cable duct 44x44 mm**

Cover for cable duct, 44 mm  
Aluminium, anodized  
Length 3 m (3030 ±5 mm) **XCCC 3x44**  
Length to order (30- 3000 mm) **XCCC Lx44**

Cable duct, 44 mm x 44 mm  
Aluminium, anodized  
Length 3 m (3030 ±5 mm) **XCCD 3x44**  
Length to order (30- 3000 mm) **XCCD Lx44**

**Cable duct 88x88 mm**

Cover for cable duct, 88 mm  
Aluminium, anodized  
Length 3 m (3030 ±5 mm) **XCCC 3x88**  
Length to order (30- 3000 mm) **XCCC Lx88**

Cable duct, 88 mm x 88 mm  
Aluminium, anodized  
Length 3 m (3030 ±5 mm) **XCCD 3x88**  
Length to order (30- 3000 mm) **XCCD Lx88**

**Cable duct 44x88 mm**

Cover for cable duct, 88 mm  
Aluminium, anodized  
Length 3 m (3030 ±5 mm) **XCCC 3x88**  
Length to order (30- 3000 mm) **XCCC Lx88**

Cable duct, 44 mm x 88 mm  
Aluminium, anodized  
Length 3 m (3030 ±5 mm) **XCCD 3x44x88**  
Length to order (30- 3000 mm) **XCCD Lx44x88**

**Cable duct with divider 88x88 mm**

Cover for cable duct, 88 mm  
Aluminium, anodized  
Length 3 m (3030 ±5 mm) **XCCC 3x88**  
Length to order (30- 3000 mm) **XCCC Lx88**

Cable duct with divider,  
88 mm x 88 mm  
Aluminium, anodized  
Length 3 m (3030 ±5 mm) **XCCD 3x88 D**  
Length to order (30- 3000 mm) **XCCD Lx88 D**

CC

X45

XS

X65

X65P

X85

X85P

XH

XK

XKP

X180

X300

GR

CS

XT

WL

WK

**XC**

XF

XD

ELV

CTL

FST

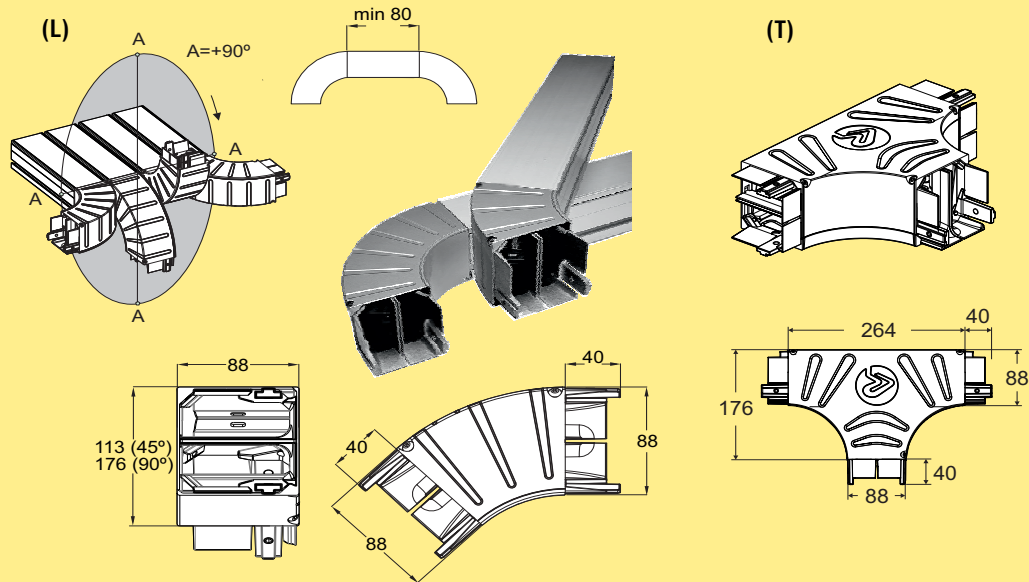
TR

APX

IDX

## Enclosure components XC – conduit elements (continued)

### Cable duct 88×88 mm, L-connection 45° and 90° and T-connection



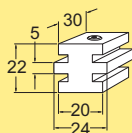
Cable duct, 88 mm L-connection 45°  
 Cable duct, 88 mm L-connection 90°  
 Cable duct, 88 mm T-connection  
 Aluminium, anodized  
 Used with Cable duct 88×88 mm XCCD 3x88 and XCCD 3x88 D

**5116127**  
**5116125**  
**5120361**

*Note! L-connection Incl. 2 pcs of Adapter 5116441. T-connection Incl. 3 pcs of Adapter 5116441*

## Components for linear motion XC

### Sliding element for T-slot

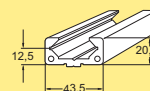


Sliding element for T-slot  
 Ultra-high molecular weight  
 polyethylene

**XCLB 20×30**

*Including set screw*

### Guide profile



Guide profile

Aluminium, anodized

Length 3 m (3030 ±5 mm)

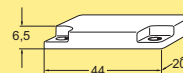
Length to order (30- 3000 mm)

**XCLP 3×44**

**XCLP L×44**

*Mounting: MF6S 6×12, XCAN 6*

### End cap for guide profile



End cap for guide profile

XCLP ..×44

Polyamide

**XCBE 20×44\***

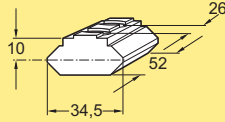
*Mounting: MLC6S 5×10 (2)*

*\*Note. Must be ordered in multiples of 10*

Components for linear motion XC (continued)

PO

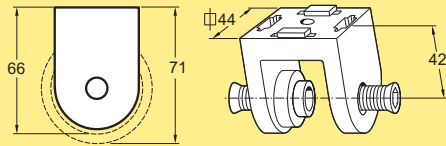
**Sliding element for guide profile, polyethylene**



Sliding element assembly for guide profile XCLP ..x44  
Ultra-high molecular weight polyethylene

**XCLE 34x52**

**Wheel yoke**

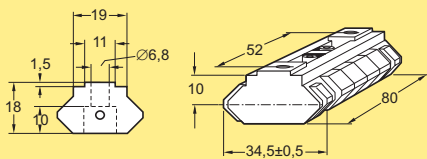


Wheel yoke  
Zinc, die-cast

**XCA Y 44**

Mounting: MC6S 8x14 (1) and XCAN 8 (1) (beam side) or MC6S 8x30 (1) (beam end)  
Including guide lugs

**Adjustable sliding element for guide profile**

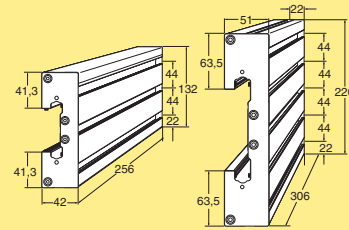


Sliding element assembly for guide profile XCLP ..x44  
Die-cast aluminium with ultra-high molecular weight polyethylene slide inserts.

**XCLE 34x80 A**

Can also be mounted with a suitable M6 screw from the outside and an M6M 6 nut

**Saddle for linear beam**

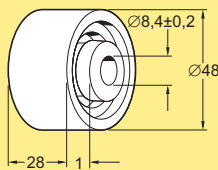


Saddle for linear beam  
Aluminium, anodized  
L = 250 mm  
L = 300 mm

**XCLZ 250x132**  
**XCLZ 300x220**

Including end caps with springs, felt pads, lubrication oil and assembly instructions

**Wheel, diameter 48 mm**

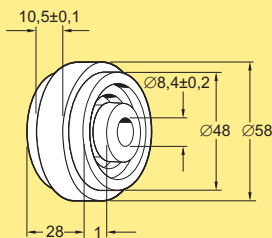


Wheel, diameter 48 mm  
Polyamide

**XCAW 48**

Mounting: M6S 8x30 (1), BRB 8.4x16 (1), XCAN 8 (1)  
Including bearing and spacer sleeve

**Guide wheel, diameter 48 mm**

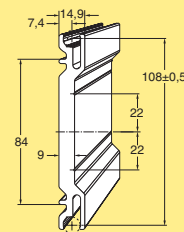


Guide wheel, diameter 48 mm  
Polyamide

**XCAW 48 G**

Mounting: M6S 8x30 (1), BRB 8.4x16 (1), XCAN 8 (1)  
Including bearing and spacer sleeve

**Linear beam adapter**



Linear beam adapter  
Aluminium, anodized  
Length 3 m (3030 ±5 mm)  
Length to order (30-3000 mm)

**XCLY 3x88x15**  
**XCLY Lx88x15**

For use with 64 or 88 mm XC beam and steel shaft  
XCLJ 10x3

CC

X45

XS

X65

X65P

X85

X85P

XH

XK

XKP

X180

X300

GR

CS

XT

WL

WK

**XC**

XF

XD

ELV

CTL

FST

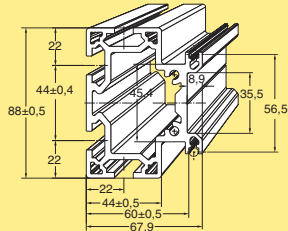
TR

APX

IDX

## Components for linear motion XC (continued)

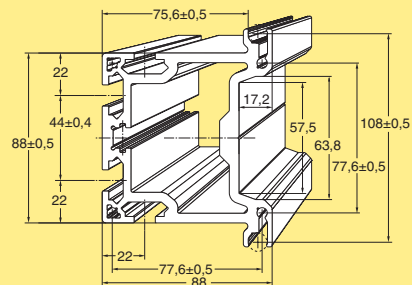
### Linear beam 68x88 mm



Linear beam 68 mm x 88 mm  
Aluminium, anodized  
Length 3 m (3030 ±5 mm)  
Length to order (30- 3000 mm)  
**XCLY 3x88x68**  
**XCLY Lx88x68**

End cap: Use XCBE 44x88 (2), XCBE 15x44 (2)  
For use with steel shaft XDLJ 6x3

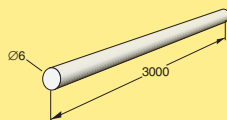
### Linear beam 88x88 mm



Linear beam 88 mm x 88 mm  
Aluminium, anodized  
Length 3 m (3030 ±5 mm)  
Length to order (30- 3000 mm)  
**XCLY 3x88**  
**XCLY Lx88**

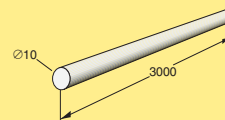
End cap: Use XCBE 88 (2)  
For use with steel shaft XCLJ 10x3

### Steel shaft 6 mm for linear beam



Steel shaft for linear beams  
Diameter 6 mm  
Length 3 m  
**XDLJ 6x3**

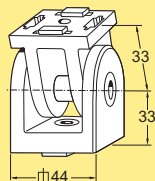
### Steel shaft 10 mm for linear beam



Steel shaft for linear beams  
Diameter 10 mm  
Length 3 m  
**XCLJ 10x3**

## Components for rotating motion XC

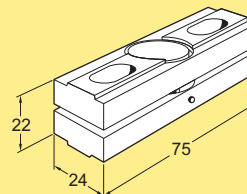
### Joint



Joint  
Zinc, die-cast  
**XCFJ 44**

Mounting: MLC6S 8x14 (2), XCAN 8 (2) (beam side) or  
MLC6S 8x30 (2) (beam end)  
Including reversible guide lugs

### Joint, extruded



Extruded joint for two profiles, T-slot  
to T-slot  
Aluminium, anodized  
**XCFJ 75 E**

Mounting: MLC6S 8x14 (4), XCAN 8 (4)