



Connectors > PCB Connectors > PCB Headers & Receptacles



PCB Connector Type: **PCB Mount Receptacle**

PCB Mount Orientation: **Right Angle**

Connector System: **Board-to-Board**

Number of Positions: **8**

Centerline (Pitch): **5 mm [.197 in]**

Features

Product Type Features

PCB Connector Type	PCB Mount Receptacle
Connector System	Board-to-Board
Sealable	No
Connector & Contact Terminates To	Printed Circuit Board

Configuration Features

Stackable	No
PCB Mount Orientation	Right Angle
Number of Positions	8

Electrical Characteristics

Operating Voltage	354 VAC
Insulation Resistance	1 MΩ

Contact Features

Contact Mating Area Plating Material Thickness	1.27 μm[50 μin]
PCB Contact Termination Area Plating Material Thickness	3.04 – 5.08 μm[120 – 200 μin]
Contact Layout	Inline
Contact Base Material	Brass
PCB Contact Termination Area Plating Material	Tin
Contact Mating Area Plating Material	Tin (Sn)
Contact Type	Socket



Contact Current Rating (Max)	7 A
------------------------------	-----

Termination Features

Rectangular Termination Post & Tail Width	.79 mm[.031 in]
Rectangular Termination Post & Tail Thickness	.5 mm[.02 in]
Termination Post & Tail Length	3.2 mm[.126 in]
Termination Method to PCB	Through Hole - Solder

Mechanical Attachment

Mating Alignment Type	Polarizing Tab
PCB Mount Retention Type	Solder Tail
PCB Mount Alignment Type	Post Polarization
PCB Mount Retention	With
PCB Mount Alignment	With
Connector Mounting Type	Board Mount
Mating Alignment	With

Housing Features

Mating Entry Location	Side
Housing Material	Thermoplastic
Centerline (Pitch)	5 mm[.197 in]

Dimensions

	1.27 in
--	---------

Operation/Application

Circuit Application	Signal
---------------------	--------

Industry Standards

UL Flammability Rating	UL 94V-0
------------------------	----------

Packaging Features

Packaging Quantity	1000
Packaging Method	Box

Product Compliance

For compliance documentation, visit the product page on TE.com>

EU RoHS Directive 2011/65/EU	Compliant
EU ELV Directive 2000/53/EC	Compliant




China RoHS 2 Directive MIIT Order No 32, 2016	No Restricted Materials Above Threshold
EU REACH Regulation (EC) No. 1907/2006	Current ECHA Candidate List: JAN 2025 (247) Candidate List Declared Against: JAN 2021 (211) Does not contain REACH SVHC
Halogen Content	Not Low Halogen - contains Br or Cl > 900 ppm.
Solder Process Capability	Not reviewed for solder process capability


Product Compliance Disclaimer

This information is provided based on reasonable inquiry of our suppliers and represents our current actual knowledge based on the information they provided. This information is subject to change. The part numbers that TE has identified as EU RoHS compliant have a maximum concentration of 0.1% by weight in homogenous materials for lead, hexavalent chromium, mercury, PBB, PBDE, DBP, BBP, DEHP, DIBP, and 0.01% for cadmium, or qualify for an exemption to these limits as defined in the Annexes of Directive 2011/65/EU (RoHS2). Finished electrical and electronic equipment products will be CE marked as required by Directive 2011/65/EU. Components may not be CE marked. Additionally, the part numbers that TE has identified as EU ELV compliant have a maximum concentration of 0.1% by weight in homogenous materials for lead, hexavalent chromium, and mercury, and 0.01% for cadmium, or qualify for an exemption to these limits as defined in the Annexes of Directive 2000/53/EC (ELV). Regarding the REACH Regulation, the information TE provides on SVHC in articles for this part number is based on the latest European Chemicals Agency (ECHA) ‘Guidance on requirements for substances in articles’ posted at this URL: <https://echa.europa.eu/guidance-documents/guidance-on-reach>


Customers Also Bought




TE Part #2-103634-7
05 MTE HDR SRRA LATCH .100CL




TE Part #5164711-4
04pos.MINI-MATCH FBTB, 2.5mm pitch



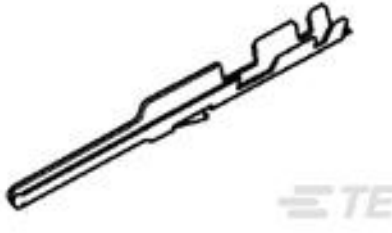
TE Part #2045880-8
SRL7-523-D024




TE Part #1-5164854-1
11pos.MINI-MATCH FBTB, 5mm pitch




TE Part #CS3253-000
MT-LWA-.043-X-SP



TE Part #166678-1
MOD 4 PIN CONTACT



TE Part #925681-1
PCB SOCKET TPBR LP



TE Part #1-5164856-2
12 pos MINI-MATCH MALE ASSy, 5mm pitch



Documents

CAD Files

Customer View Model
ENG_CVM_5164854-8_A.2d_dxf.zip
English

3D PDF

English
Customer View Model
ENG_CVM_5164854-8_A.3d_igs.zip
English

Customer View Model
ENG_CVM_5164854-8_A.3d_stp.zip
English

By downloading the CAD file I accept and agree to the [Terms and Conditions](#) of use.

Product Specifications

Product Specification
Mini Match Connection System
English
Product Specification
English

Instruction Sheets

Instruction Sheet (non U.S.)
German