

Datasheet - EF03F.2

Command and signalling devices / Contact and light terminal blocks (EF/EL) System / contact elements / contact element EF - (N)



- Flat plug-in connector
- Mounting flange position 2
- 23-24 (Contact labelling)



(Minor differences between the printed image and the original product may exist!)

Ordering details


Product type description	EF03F.2
Article number	1006564
EAN code	

Approval

Approval



Global Properties

Product name	Kontaktelement EF
Standards	IEC/EN 60947-1, EN 60947-5-1
Compliance with the Directives (Y/N) 	Yes
Contact labelling	23-24
Materials	
- Material of the housings	Plastic, glass-fibre reinforced thermoplastic, self-extinguishing
- Material of the contacts	Silver
Weight	20 g

Suitable for EMERGENCY-OFF (Y/N)

Yes

Mechanical data

Connection type notice	Flat plug-in connector - 6.3 mm x 0,8 mm / 2 x 2.8 mm x 0,8 mm
Assembly	pluggable
Mounting flange position	2
Mechanical life / contact element	10.000.000 operations
Switching frequency	1200 /h
restistance to shock	110 g / 4 ms
resistant to vibration	> 20 g / 10 ... 200 Hz
Bounce duration (100 mm/s)	< 5 ms
positive break travel	2 mm
Contact opening	3 mm

Ambient conditions

Ambient temperature	
- Min. environmental temperature	-25 °C
- Max. environmental temperature	+80 °C
Protection class	
- Protection class-Terminals	IP20
- Protection class switching compartments	IP40

Electrical data

Design of control element	Normally open contact (NO)
Switching principle	Slow action
Number of shutters	1 piece
Number of openers	0 piece
Rated insulation voltage U_i	400 V
Thermal test current I_{the}	10 A
Utilisation category	AC-15: 230 V / 8 A DC-13: 24 V / 5 A
Max. fuse rating	10 A gG D-fuse slow blow
Test voltage (enclosed)	2500 VAC
Suitable for low-voltages	≥ 5 V, 3.2 mA

Dimensions

Dimensions	
- Width	10 mm
- Length	46 mm
- Depth	60 mm

Switch travel diagram



Notes Switch travel diagram

■ Contact closed

□ Contact open

▨ Setting range

Ⓕ Break point

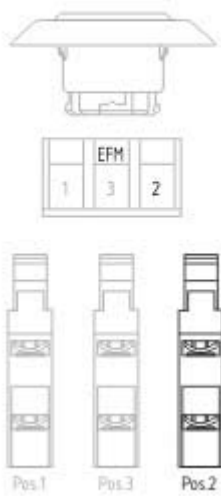
Ⓖ Positive opening sequence/- angle

VS adjustable range of NO contact

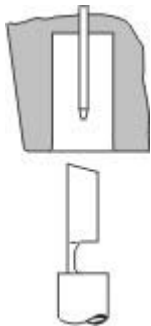
VÖ adjustable range of NC contact

N after travel

Images



Application



Operating principle

K.A. Schmersal GmbH, Möddinghofe 30, D-42279 Wuppertal

The data and values have been checked thoroughly. Technical modifications and errors excepted.

Generiert am 26.09.2011 - 17:18:04h Kasbase 1.5.5 DBI