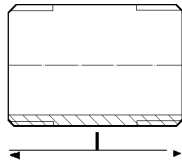



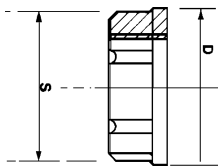
## 2191 15



### Barrel Nipple PVC-U Threaded Spigot

R	PN	Code	£	SP	GP	g	l					
3/8"	10	721.911.505		10		5	43					
1/2"	10	721.911.506		10		12	50					
3/4"	10	721.911.507		10		23	56					
1"	10	721.911.508		10		30	63					
1 1/4"	10	721.911.509		5		55	75					
1 1/2"	10	721.911.510		5		70	88					
2"	10	721.911.511		5		105	88					
3"	10	721.911.513		1		280	128					
4"	10	721.911.515		1		510	153					

## 21 28 00

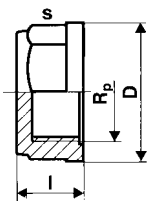



### Backnut

Rp	PN	Code	£	SP	GP	g	s	D				
1/2"	10	161.280.026		5		10	31	37				
3/4"	10	161.280.027		5		16	36	42				
1"	10	161.280.113		5		25	46	55				
1 1/4"	10	161.280.114		5		25	50	59				
1 1/2"	10	161.280.115		5		45	60	70				
2"	10	161.280.116		5		83	79	94				

Thread: BSP parallel female. Dimension s is across flats.

## 2196 06



### Caps

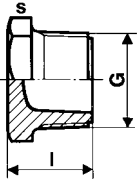

with BSP parallel female thread (Rp)

Connection to plastic thread only

Do not use thread sealing pastes that are harmful to PVC-U

Rp	PN	Code	£	SP	GP	g	D	l	s				
1/4"	10	721.960.604				7	25,4	16	22				
3/8"	10	721.960.605				12	31,2	18,5	27				
1/2"	10	721.960.606				18	37	21	32				
3/4"	10	721.960.607				25	41,6	24	36				
1"	10	721.960.608				40	50	26	46				
1 1/4"	10	721.960.609				60	59,6	29	55				
1 1/2"	10	721.960.610				71	65	31	60				
2"	10	721.960.611				140	81,3	36	75				

## 21 96 09



## Plugs

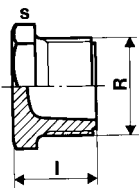

with BSP parallel male thread (G)

Connection to plastic thread only

Do not use thread sealing pastes that are harmful to PVC-U

G	PN	Code	£	SP	GP	g	l	s				
3/8"	10	<b>721.960.905</b>				6	20,5	22				
1/2"	10	<b>721.960.906</b>				11	25	27				
3/4"	10	<b>721.960.907</b>				20	28,5	36				
1"	10	<b>721.960.908</b>				30	32	41				
1 1/4"	10	<b>721.960.909</b>				48	23,5	50				
1 1/2"	10	<b>721.960.910</b>				69	36,5	60				
2"	10	<b>721.960.911</b>				116	42	75				

## 21 96 19



## Plugs

with BSP taper male thread (R)

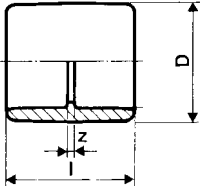

Connection to plastic thread only

Do not use thread sealing pastes that are harmful to PVC-U

R	PN	Code	£	SP	GP	g	l	s				
3/8"	10	<b>721.961.905</b>				6	20,5	22				
1/2"	10	<b>721.961.906</b>				11	25	27				
3/4"	10	<b>721.961.907</b>				20	28,5	36				
1"	10	<b>721.961.908</b>				30	32	41				
1 1/4"	10	<b>721.961.909</b>				48	23,5	50				
1 1/2"	10	<b>721.961.910</b>				70	36,5	60				
2"	10	<b>721.961.911</b>				116	42	75				

# Inch x Metric adaptor fittings

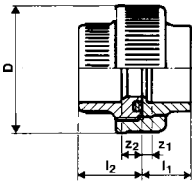
21 91 31



## Adaptor Socket (mm plain x inch plain)

Size	Code	£	SP	g	z	l	D			
16mm x 3/8	721.913.105		10	10	5	35	23			
20mm x 1/2	721.913.106		10	14	5	38	27			
25mm x 3/4	721.913.107		10	20	5	45	33			
32mm x 1	721.913.108		10	30	5	51	41			
40mm x 1 1/4	721.913.109		10	54	5	60	51			
50mm x 1 1/2	721.913.110		10	77	4	65	59			
63mm x 2	721.913.111		5	170	5	79	75			
75mm x 2 1/2	721.910.112		1	280	4	92	88			
90mm x 3	721.913.113		1	330	6	108	104			
110mm x 4	721.913.115		2	860	7	134	134			

21 51 31



## Adaptor Union (mm plain x inch plain)

Size	Code	£	SP	g	z <sub>1</sub>	z <sub>2</sub>	l <sub>1</sub>	l <sub>2</sub>	D	
16mm x 3/8	721.513.105		5	25	3	8	17	24	35	
20mm x 1/2	721.513.106		5	40	3	9	19	26	43	
25mm x 3/4	721.513.107		5	65	3	9	22	29	53	
32mm x 1	721.513.108		5	90	3	9	25	32	60	
40mm x 1 1/4	721.513.109		2	155	3	10	29	38	74	
50mm x 1 1/2	721.513.110		2	200	3	10	34	40	83	
63mm x 2	721.513.111		2	355	3	10	41	46	103	