

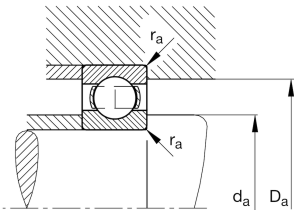
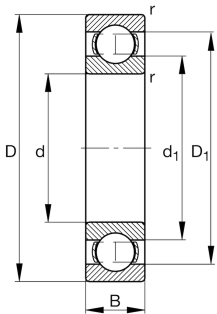
FAG

6040-M-C3

Deep groove ball bearing

Deep groove ball bearing 60...-M, single row, solid brass cage

Technical information



Your current product variant

Sealing	Without	Not sealed
Cage	M	Solid brass cage, rolling element guided
Tolerance class	PN	Normal (PN)
Dimensional / heat stabilization	S1	Rings dimensional stabilized up to 200°
Lubricant	Without	Bearing not greased
Radial internal clearance	C3 (Group 3)	Internal clearance larger than CN
Bore type	Z	Cylindrical

Main Dimensions & Performance Data

d	200 mm	Bore diameter
D	310 mm	Outside diameter
B	51 mm	Width
C <sub>r</sub>	231,000 N	Basic dynamic load rating, radial
C <sub>0r</sub>	243,000 N	Basic static load rating, radial
C <sub>ur</sub>	9,900 N	Fatigue load limit, radial
n <sub>G</sub>	3,650 1/min	Limiting speed
n <sub>gr</sub>	3,000 1/min	Reference speed
≈m	14.412 kg	Weight





Mounting dimensions

$d_{a\min}$	210.2 mm	Minimum diameter shaft shoulder
$D_{a\max}$	299.8 mm	Maximum diameter of housing shoulder
$r_{a\max}$	2.1 mm	Maximum fillet radius

Dimensions

$r_{\min}$	2.1 mm	Minimum chamfer dimension
$D_1$	276.25 mm	Shoulder diameter outer ring
$d_1$	234.84 mm	Shoulder diameter inner ring







Temperature range

$T_{\min}$	-30 °C	Operating temperature min.
$T_{\max}$	200 °C	Operating temperature max.

Calculation factors

$f_0$	15.6	Calculation factor
-------	------	--------------------

Characteristics

	Radial load
	Axial load in one direction
	Axial load in two directions
	Grease Lubrication
	Oil Lubrication
	Not sealed