



Connectors > Automotive Connectors > Automotive Housings > Heavy Duty Sealed Connector Series Housings



Number of Positions: 16

Connector & Housing Type: Housing for Male Terminals

Mating Tab Width: 1.6 mm, 2.8 mm [.063 in, .11 in]

Connector System: Wire-to-Wire

Centerline (Pitch): 4 mm, 6 mm [.157 in, .236 in]

[All Heavy Duty Sealed Connector Series Housings \(177\)](#)

Features

Product Type Features

Mixed & Hybrid Connector	Yes
Connector Shape	Rectangular
Connector & Housing Type	Housing for Male Terminals
Connector System	Wire-to-Wire
Sealable	Yes
Primary Locking Feature	On the Terminal
Connector & Contact Terminates To	Wire & Cable

Configuration Features

Number of Positions	16
Number of Rows	2

Electrical Characteristics

Operating Voltage	60 VDC
-------------------	--------

Body Features

Cable Exit Angle	180°, 90°
Primary Product Color	Blue
Connector & Keying Code	D



Contact Features

Contact Size	1.6mm, 2.8mm
Contact Type	Tab
Mating Tab Width	1.6 mm, 2.8 mm [.063 in] [.11 in]
Contact Current Rating (Max)	10 A, 30 A

Mechanical Attachment

Strain Relief	Without
Terminal Position Assurance	No
Mating Alignment Type	Keyed
Mating Alignment	With
Connector Mounting Type	Cable Mount (Free-Hanging)

Housing Features

Housing Material	PBT GF30
Centerline (Pitch)	4 mm, 6 mm [.157 in] [.236 in]

Dimensions

Row-to-Row Spacing	6 mm [.236 in]
Product Width	27 mm [1.063 in]
Product Length	52.6 mm [2.071 in]
Connector Height	48.1 mm [1.894 in]

Usage Conditions

Operating Temperature (Max)	140 °C [284 °F]
Operating Temperature Range	-40 – 140 °C [-40 – 284 °F]

Operation/Application

Circuit Application	Power
---------------------	-------

Industry Standards

IP Rating	IP67
UL Flammability Rating	UL 94V-0

Packaging Features

Packaging Quantity	200
Packaging Method	Box

Other

--	--



Serviceable	Yes
Connector Position Assurance Capable	No

Product Compliance

For compliance documentation, visit the product page on TE.com>

EU RoHS Directive 2011/65/EU	Compliant
EU ELV Directive 2000/53/EC	Compliant
China RoHS 2 Directive MIIT Order No 32, 2016	No Restricted Materials Above Threshold
EU REACH Regulation (EC) No. 1907/2006	Current ECHA Candidate List: JAN 2025 (247) Candidate List Declared Against: JAN 2025 (247) Does not contain REACH SVHC
Halogen Content	Not Low Halogen - contains Br or Cl > 900 ppm.
Solder Process Capability	Not applicable for solder process capability

Product Compliance Disclaimer

This information is provided based on reasonable inquiry of our suppliers and represents our current actual knowledge based on the information they provided. This information is subject to change. The part numbers that TE has identified as EU RoHS compliant have a maximum concentration of 0.1% by weight in homogenous materials for lead, hexavalent chromium, mercury, PBB, PBDE, DBP, BBP, DEHP, DIBP, and 0.01% for cadmium, or qualify for an exemption to these limits as defined in the Annexes of Directive 2011/65/EU (RoHS2). Finished electrical and electronic equipment products will be CE marked as required by Directive 2011/65/EU. Components may not be CE marked. Additionally, the part numbers that TE has identified as EU ELV compliant have a maximum concentration of 0.1% by weight in homogenous materials for lead, hexavalent chromium, and mercury, and 0.01% for cadmium, or qualify for an exemption to these limits as defined in the Annexes of Directive 2000/53/EC (ELV). Regarding the REACH Regulation, the information TE provides on SVHC in articles for this part number is based on the latest European Chemicals Agency (ECHA) 'Guidance on requirements for substances in articles' posted at this URL: <https://echa.europa.eu/guidance-documents/guidance-on-reach>

Compatible Parts



TE Part # CAT-T4827-T273
TIMER, RECEPTACLE AND TAB



TE Part # 4-1564337-1
16POS, MIXED,REC HSG,ASSY



TE Part # 2-964269-2
TAB A 1.6x0.6 CONTACT CF SWS Ag



TE Part # 3-1579018-8
UNLOCK TOOL



TE Part # 828905-1
SINGLE-WIRE-SEAL(5MM HOLE)



TE Part # CAT-H3399-B128
Heavy Duty Sealed Connector Series Backshells



TE Part # 2317070-1
SLIDE,PIN HSG ASSY




TE Part # 964972-1
EINZELLEITERDICTNG



TE Part # 2112297-1
PROTECTION CAP,GROUP E,ASSY


Also in the Series | **Heavy Duty Sealed Connector Series**




Automotive Connector Caps & Covers (25)



Automotive Headers(1)



Automotive Housings(232)




Connector Seals & Cavity Plugs(5)



Data Connectivity Headers(2)



Data Connectivity Housings(16)



Other Automotive Connector Accessories(36)




PCB Headers & Receptacles(1)




Rectangular Power Connectors(1)

Customers Also Bought







TE Part #1-1564528-1
16POS, MIXED,TAB HSG,ASSY




TE Part #1-1670730-1
3POS,TAB 1.5X0.63,TAB HSG,ASSY



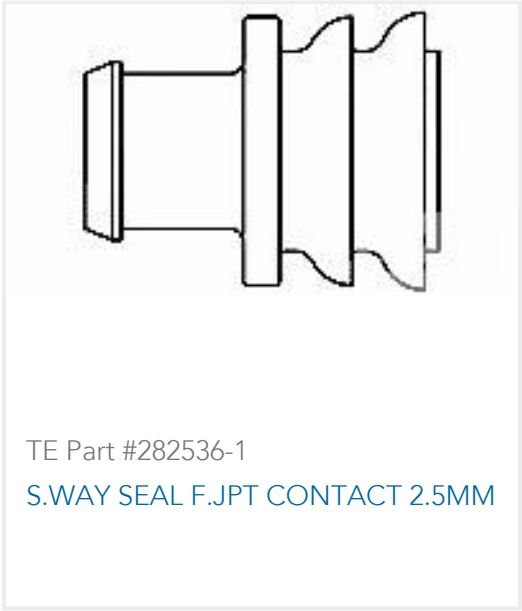
TE Part #1443997-1
BASE ASSEMBLY, 60 POSITION, BB



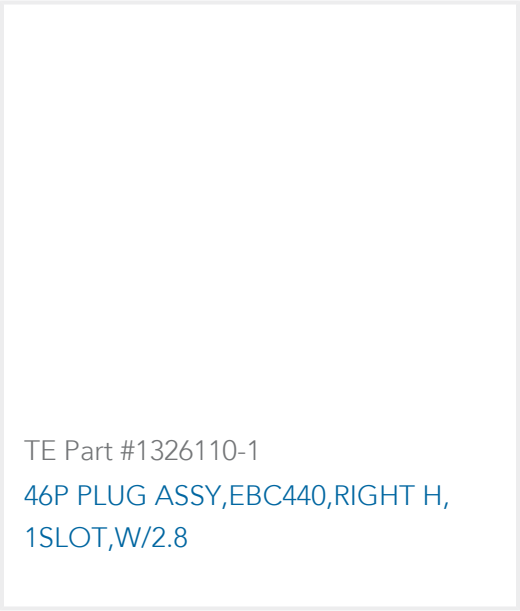
TE Part #CAT-H3399-CH8172
Heavy Duty Sealed Connector Series
Housings



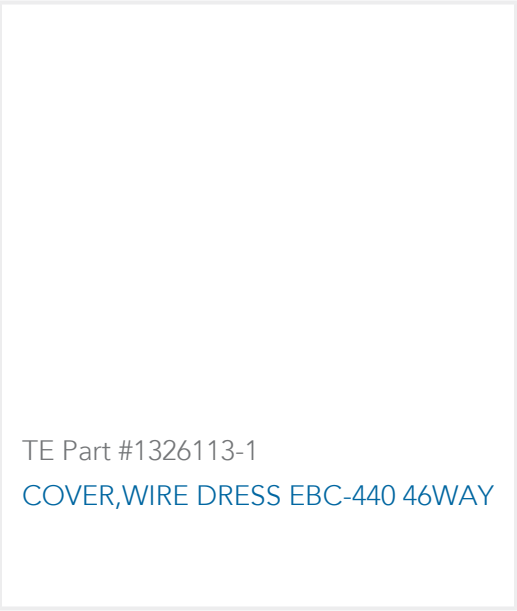
TE Part #1618002-5
EV200AAACA=RELAY, EV200 SPST-N



TE Part #282536-1
S.WAY SEAL F.JPT CONTACT 2.5MM



TE Part #1326110-1
46P PLUG ASSY,EBC440,RIGHT H,
1SLOT,W/2.8



TE Part #1326113-1
COVER,WIRE DRESS EBC-440 46WAY

Documents

Product Drawings
16POS, MIXED,TAB HSG,ASSY
English

CAD Files
Customer View Model
ENG_CVM_CVM_4-1564528-1_H.2d_dxf.zip
English
3D PDF
3D
Customer View Model
ENG_CVM_CVM_4-1564528-1_H.3d_igs.zip
English
Customer View Model
ENG_CVM_CVM_4-1564528-1_H.3d_stp.zip
English

By downloading the CAD file I accept and agree to the [Terms and Conditions](#) of use.

Datasheets & Catalog Pages
Heavy Duty Sealed Connector Series
English
HDSCS Catalog
English
CONNECTOR SELECTOR
English

Product Specifications



Application Specification

English