

PF 42.500 | PFA 40.000 FILTERFAN | EXHAUST FILTER 125–160 m³/h

- installation size 4, air flow rate up to 160 m³/h
- two performance classes, cut-out compatible
- system of protection IP54 and IP55, NEMA type 12
- UL, cUL approval
- UV-resistance (IP55 version)
- cut-out compatible with installation size 4 from the 3rd Generation
- exhaust filters also available in 24 piece packaging for faster assembly



PRODUCT		PF 42.500					Unit
ARTICLE NO.	IP54	11642101055	11642151055	11642851055	11642801055	11642701055	
ARTICLE NO.	IP55	11642103055	11642153055	11642853055	11642803055	11642703055	

DATA		AC 50 60 Hz		DC			
Rated voltage ±10 %		230	115	12	24	48	V
Unimpeded airflow	IP54	125 138		125			m ³ /h
	IP55	145 160		145			
Airflow rate in comb. with exhaust filter	IP54	93 102		93			m ³ /h
	IP55	109 113		109			
Power consumption		28 29	30 31	6	5.9	4.6	W
Current consumption		0.12 0.13	0.26 0.27	0.5	0.25	0.1	A
Noise level according to EN ISO 3741		55 58		40			dB (A)
Weight		1.35		0.92	0.64	0.92	kg
Type of connection		spring-type terminal					
Fuse		6					A
System of protection according to EN 60529 / UL 50	IP54	NEMA type 12 - standard filter					%
	IP55	NEMA type 12 - fluted filter					
Filtration efficiency	IP54	88					%
	IP55	91					
Filter mat quality class according to EN 779	IP54	G 4					%
	IP55	G 4					
Duty cycle		100					%
Bearing type		ball bearing					
Service life L ₁₀ (+ 40 °C) ¹		50000		57500	70000		h
Temperature range		-20 ... +55 -4 ... +131		-40 ... +55 -40 ... +131			°C °F
Design (housing and protection against accidental contact)	IP54	made of injection-moulded thermoplastic, self-extinguishing, UL 94 VO					%
	IP55	additional: UV-resistant					
Colour		RAL 7035 different colours available on request					

ACCESSORIES		ARTICLE NUMBER	
Exhaust filter	gray	1 piece 11740001055	24 piece assembly packaging 11740001412
Exhaust filter	black	1 piece 11740001050	
Spare filter mats	5 pieces	IP54: 18611600032; IP55: 18611600036	
Thermostat		17121000000	
Hygrostat		17207000000	
Rainhood in stainless steel		18102000017	

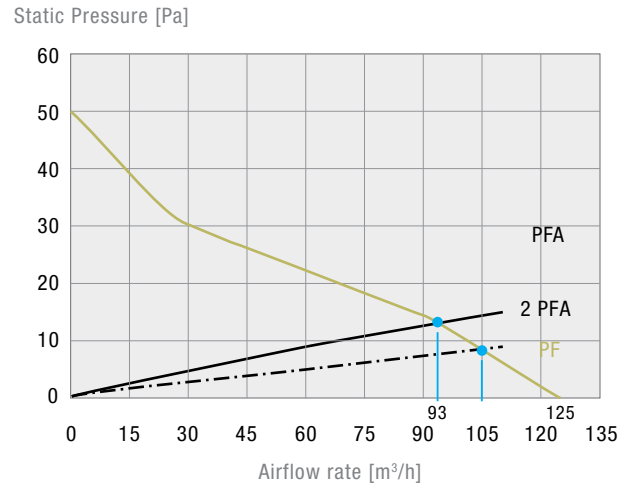
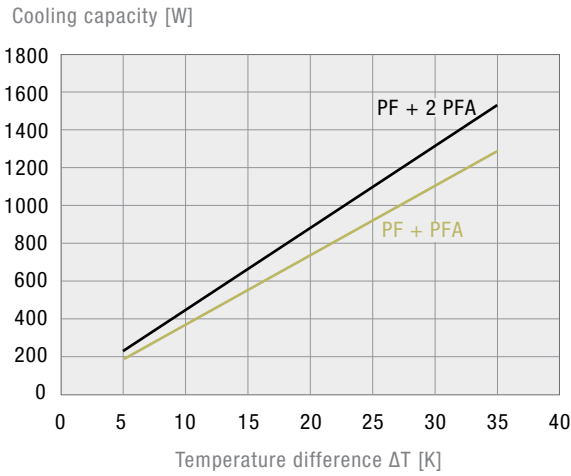
For additional models, options and voltages visit www.pfannenber.com or contact us directly.

¹ fan failure is defined as being when the current and speed deviate or the operating noises are out of the ordinary

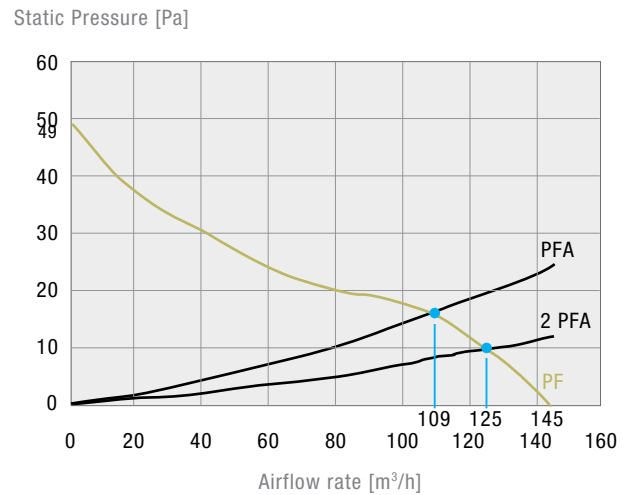
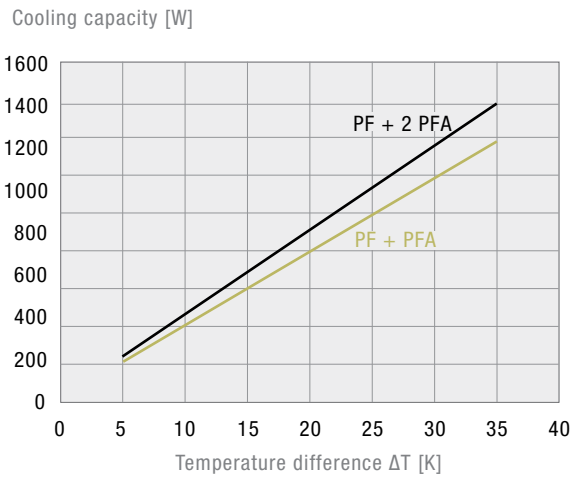
Cooling capacity performance curves

Static pressure performance curve

PF 42.500 IP54

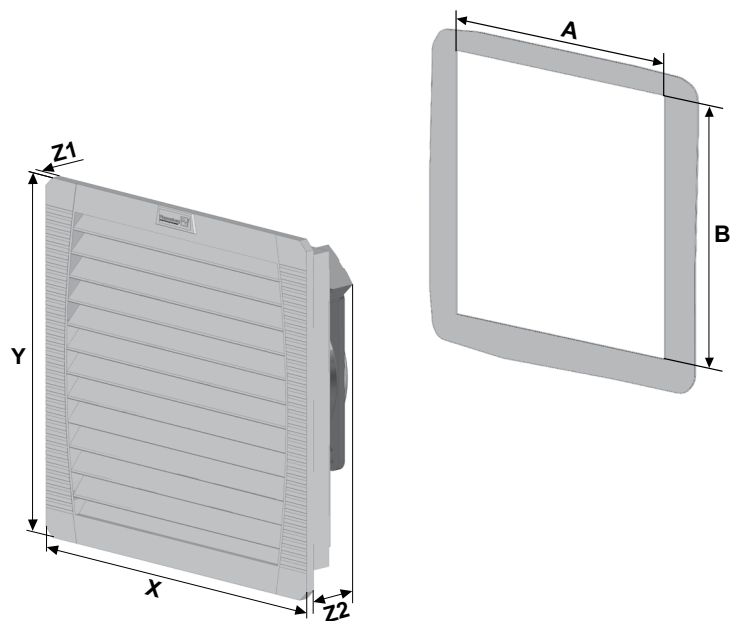


PF 42.500 IP55



Dimensions

mm	PF 42.500	PFA 40.000
X	252	252
Y	252	252
Z1	6	6
Z2	97	38
A¹	223	223
B¹	223	223



¹ for material thicknesses up to 2 mm
+ 1 mm for thickness of material > 2 mm ≤ 3 mm