



circuit breaker 3VA2 IEC frame 1000 breaking capacity class H  $I_{cu}=85kA @ 415V$   
 4-pole, line protection ETU350, LSI,  $I_n=1000A$  overload protection  $I_r=400A...1000A$   
 short-circuit protection  $I_{sd}=1.5...10 \times I_r$ ,  $I_i=10 \times I_n$  N conductor protection adjustable  
 (OFF, 50%, 100%) nut keeper kit

Model	
product brand name	SENTRON
product designation	Molded case circuit breaker
design of the product	Line protection
design of the overcurrent release	ETU350
protection function of the overcurrent release	LSI
number of poles	4
General technical data	
insulation voltage / rated value	800 V
operating voltage / at AC / rated value	690 V
power loss [W] / maximum	330 W
power loss [W] / for rated value of the current / at AC / in hot operating state / per pole	110 W
mechanical service life (operating cycles) / typical	10 000
electrical endurance (operating cycles) / at AC-1 / at 380/415 V	4 900
electrical endurance (operating cycles) / at AC-1 / at 690 V	3 400
product feature / for neutral conductors / upgradable/retrofitable / short-circuit and overload proof	No
ground-fault monitoring version	Without
product function	
• communication function	No
• other measurement function	No
Net Weight	18.06 kg
Current	
operational current	
• at 40 °C	1 000 A
• at 45 °C	1 000 A
• at 50 °C	1 000 A
• at 55 °C	1 000 A
• at 60 °C	955 A
• at 65 °C	885 A
• at 70 °C	815 A
Switching capacity according to IEC 60947	
switching capacity class of the circuit breaker	H
maximum short-circuit current breaking capacity ( $I_{cu}$ )	
• at 240 V	110 kA
• at 415 V	85 kA
• at 440 V	85 kA
• at 500 V	55 kA
• at 690 V	35 kA
operating short-circuit current breaking capacity ( $I_{cs}$ )	

<ul style="list-style-type: none"> <li>• at 240 V</li> <li>• at 415 V</li> <li>• at 440 V</li> <li>• at 500 V</li> <li>• at 690 V</li> </ul>	110 kA 85 kA 70 kA 55 kA 19 kA
short-circuit current making capacity (I <sub>cm</sub> ) <ul style="list-style-type: none"> <li>• at 240 V</li> <li>• at 415 V</li> <li>• at 440 V</li> <li>• at 500 V</li> <li>• at 690 V</li> </ul>	242 kA 187 kA 187 kA 121 kA 73.5 kA

### Adjustable parameters

product feature / for L-tripping / can be switched on/off	No
adjustable response value setting current (I <sub>r</sub> ) / of the L-trip / with I <sub>2t</sub> characteristic <ul style="list-style-type: none"> <li>• minimum</li> <li>• maximum</li> </ul>	400 A 1 000 A
adjustable response value delay time (t <sub>r</sub> ) / for L-tripping / with I <sub>2t</sub> characteristic <ul style="list-style-type: none"> <li>• minimum</li> <li>• maximum</li> </ul>	0.5 s 17 s
adjustable response value setting current (I <sub>sd</sub> ) / of S-trip / with I <sub>2t</sub> characteristic <ul style="list-style-type: none"> <li>• minimum</li> <li>• maximum</li> </ul>	1 500 A 10 000 A
adjustable response value delay time (t <sub>sd</sub> ) / for S-tripping / with I <sub>2t</sub> characteristic <ul style="list-style-type: none"> <li>• minimum</li> <li>• maximum</li> </ul>	0.04 s 0.4 s
adjustable response value setting current (I <sub>i</sub> ) / for I-tripping <ul style="list-style-type: none"> <li>• minimum</li> <li>• maximum</li> </ul>	10 000 A 10 000 A
adjustable setting current (I <sub>nN</sub> ) / for N-tripping <ul style="list-style-type: none"> <li>• minimum</li> <li>• maximum</li> </ul>	500 A 1 000 A
design of the N-conductor protection	adjustable OFF; 50%; 100%
product function / grounding protection	No

### Mechanical Design

product component <ul style="list-style-type: none"> <li>• undervoltage release</li> <li>• voltage trigger</li> <li>• trip indicator</li> </ul>	No No No
height [in]	12.6 in
height	320 mm
width [in]	11.02 in
width	280 mm
depth [in]	4.72 in
depth	120 mm

### Connections

arrangement of electrical connectors / for main current circuit	Front terminal
type of electrical connection / for main current circuit	on both sides nut keeper kit
type of connectable conductor cross-sections / for flat-bar terminal connection / minimum	20 x 4 mm
type of connectable conductor cross-sections / for flat-bar terminal connection / maximum	50 x 28 mm
design of the surface / of the connections / on the top of the switch (N, 1, 3, 5)	silver
design of the surface / of the connections / on the bottom of the switch (N, 2, 4, 6)	silver

### Auxiliary circuit

number of CO contacts / for auxiliary contacts	0
--	---




### Accessories

product extension / optional / motor drive	No
--	----

Environmental conditions	
protection class IP / on the front	IP40
ambient temperature	
• during operation / minimum	-25 °C
• during operation / maximum	70 °C
• during storage / minimum	-40 °C
• during storage / maximum	80 °C
reference code / according to IEC 81346-2	Q

### Approvals / Certificates

General Product Approval	EMC
<a href="#">Confirmation</a>  	<a href="#">Miscellaneous</a>  

Declaration of Conformity	Test Certificates	Marine / Shipping
  <small>EG-Konf.</small>	<a href="#">Miscellaneous</a> <a href="#">Special Test Certificate</a> <a href="#">Type Test Certificates/Test Report</a>	 <small>ABS</small>

Marine / Shipping	other
 <small>BUREAU VERITAS</small>	 <small>DNV</small>
 <small>LRS</small>	 <small>RMRS</small>
	<a href="#">CCS / China Classification Society</a> <a href="#">Miscellaneous</a>

other	Dangerous Good	Environment
<a href="#">Confirmation</a>	<a href="#">Transport Information</a>	<a href="#">Environmental Confirmations</a>
<a href="#">Miscellaneous</a>		

### Further information

Siemens has decided to exit the Russian market (see here).  
<https://press.siemens.com/global/en/pressrelease/siemens-wind-down-russian-business>

Siemens is working on the renewal of the current EAC certificates.  
Please contact your local Siemens office on the status of validity of the EAC certification if you intend to import or offer to supply these products to an EAC relevant market (other than the sanctioned EAEU member states Russia or Belarus).

Information on the packaging  
<https://support.industry.siemens.com/cs/ww/en/view/109813875>

Information- and Downloadcenter (Catalogs, Brochures,...)  
<http://www.siemens.com/lowvoltage/catalogs>

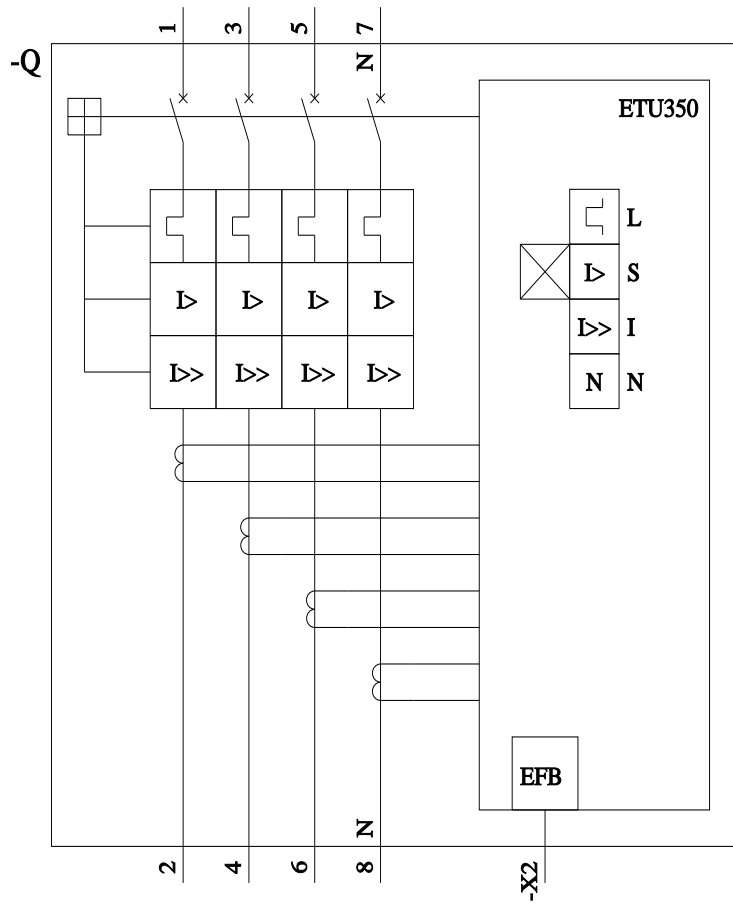
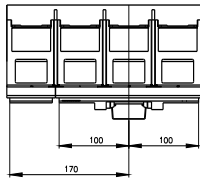
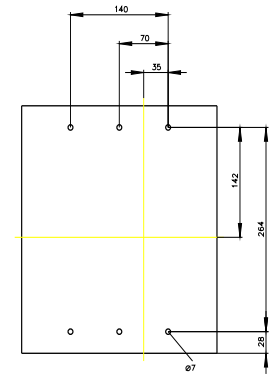
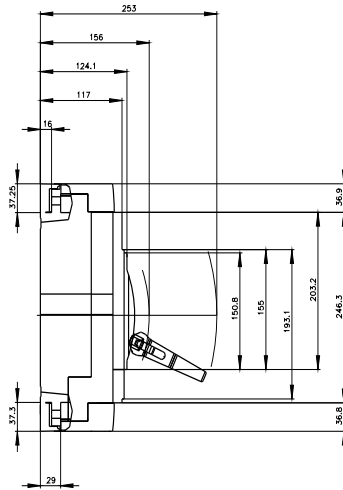
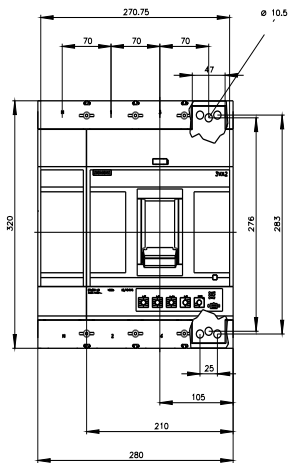
Industry Mall (Online ordering system)  
<https://mall.industry.siemens.com/mall/en/en/Catalog/product?mlfb=3VA2510-6HN42-0AA0>

Service&Support (Manuals, Certificates, Characteristics, FAQs,...)  
<https://support.industry.siemens.com/cs/ww/en/ps/3VA2510-6HN42-0AA0>

Image database (product images, 2D dimension drawings, 3D models, device circuit diagrams, ...)  
[http://www.automation.siemens.com/bilddb/cax\\_en.aspx?mlfb=3VA2510-6HN42-0AA0](http://www.automation.siemens.com/bilddb/cax_en.aspx?mlfb=3VA2510-6HN42-0AA0)

CAX-Online-Generator  
<http://www.siemens.com/cax>

Tender specifications  
<http://www.siemens.com/specifications>



last modified:

8/14/2023



