


Switch disconnecter 1000 A, Size 5, 4-pole Front operating mechanism left Basic unit without handle flat terminal



Model	
product brand name	SENTRON
product designation	3KD switch disconnecter
design of the product	Switch
display version for switch position indicator door-coupling rotary operating mechanism	ON-OFF
design of the actuating element	Without handle
type of the driving mechanism	Front operating mechanism
type of the driving mechanism motor drive	No
General technical data	
number of poles	4
type of device	fixed mounting
size of switch disconnecter	5
mechanical service life (operating cycles) typical	8 000
electrical endurance (operating cycles)	
• at DC-21 A at 1000 V	100
• at AC-23 A at 690 V	500
• at DC-23 A at 440 V	500
I <sup>2</sup> t value	
• with closed switch at 1000 V for combination switch +gG/aM SITOR fuse maximum	3 492 000 A <sup>2</sup> ·s
• of the fuse at 500 V maximum permissible	19 000 000 A <sup>2</sup> ·s
• of the gG/aM SITOR fuse at 1000 V maximum permissible	1 800 000 A <sup>2</sup> ·s
position of the switch operating mechanism	at the left end
overvoltage in percent relative to the operating voltage at AC at 400, 500, 690 V at 50/60 Hz	10 %
overvoltage category	IV
degree of pollution	3
Voltage	
operating voltage with current paths in series	
• with degree of pollution 2 at DC rated value	440 V / 3
• with degree of pollution 3 at DC rated value	440 V / 3
insulation voltage	
• rated value	1 000 V
surge voltage resistance rated value	12 kV
Protection class	
protection class IP	IP00
protection class IP	
• with closed switch with cover or cable lug cover	IP20
• on the front	IP00

Dissipation	
power loss [W]	
<ul style="list-style-type: none"> <li>with conventional rated thermal current per pole</li> </ul>	20 W
<ul style="list-style-type: none"> <li>with conventional rated thermal current per device</li> </ul>	80 W
<ul style="list-style-type: none"> <li>for rated value of the current at AC in hot operating state per pole</li> </ul>	20 W
Main circuit	
operating power	
<ul style="list-style-type: none"> <li>at AC-23 A at 500 V rated value</li> </ul>	710 kW
operational current rated value	1 000 A
Auxiliary circuit	
number of connected NC contacts for auxiliary contacts	0
number of connected NO contacts for auxiliary contacts	0
number of connected CO contacts for auxiliary contacts	0
number of CO contacts for auxiliary contacts	0
number of NC contacts for auxiliary contacts	8
number of NO contacts for auxiliary contacts	8
Suitability	
suitability for use	
<ul style="list-style-type: none"> <li>main switch</li> </ul>	Yes
<ul style="list-style-type: none"> <li>switch disconnecter</li> </ul>	Yes
<ul style="list-style-type: none"> <li>EMERGENCY OFF switch</li> </ul>	Yes
<ul style="list-style-type: none"> <li>safety switch</li> </ul>	Yes
<ul style="list-style-type: none"> <li>maintenance/repair switch</li> </ul>	Yes
Product details	
product component	
<ul style="list-style-type: none"> <li>trip indicator</li> </ul>	No
<ul style="list-style-type: none"> <li>voltage trigger</li> </ul>	No
<ul style="list-style-type: none"> <li>undervoltage release</li> </ul>	No
<ul style="list-style-type: none"> <li>undervoltage release with leading contact</li> </ul>	No
product extension auxiliary switch	Yes
product extension optional	
<ul style="list-style-type: none"> <li>motor drive</li> </ul>	No
<ul style="list-style-type: none"> <li>voltage trigger</li> </ul>	No
Short circuit	
short-time withstand current (I <sub>cw</sub> ) at 1000 V AC/440 V DC limited to 1 s rated value	55 kA
short-circuit current making capacity (I <sub>cm</sub> ) for switch disconnecter	
<ul style="list-style-type: none"> <li>at 1000 V AC without fuse link rated value minimum</li> </ul>	121 kA
<ul style="list-style-type: none"> <li>at DC 440 V without fuse link rated value minimum</li> </ul>	80 kA
<ul style="list-style-type: none"> <li>without fuse link rated value minimum</li> </ul>	121 kA
conditional short-circuit current with line-side fuse protection	
<ul style="list-style-type: none"> <li>at 415 V by molded case circuit breaker rated value</li> </ul>	65 kA
<ul style="list-style-type: none"> <li>at 500 V by gG fuse rated value</li> </ul>	100 kA
<ul style="list-style-type: none"> <li>at 690 V by gG fuse rated value</li> </ul>	100 kA
Connections	
type of connectable conductor cross-sections for aluminum conductor	
<ul style="list-style-type: none"> <li>stranded with lug</li> </ul>	1x (120 ... 300 mm <sup>2</sup> ), 2x (95 ... 300 mm <sup>2</sup> )
type of connectable conductor cross-sections	
<ul style="list-style-type: none"> <li>with combination of Al conductor+switch</li> </ul>	680A / 2x 300 mm <sup>2</sup>
<ul style="list-style-type: none"> <li>for copper busbar</li> </ul>	'2 x (60 x 10 mm <sup>2</sup> )
type of connectable conductor cross-sections for copper conductor	
<ul style="list-style-type: none"> <li>stranded with lug according to DIN 46234</li> </ul>	1x (120 ... 240 mm <sup>2</sup> ), 2x (95 ... 240 mm <sup>2</sup> )
<ul style="list-style-type: none"> <li>stranded with lug according to DIN 46235</li> </ul>	1x (120 ... 240 mm <sup>2</sup> ), 2x (95 ... 240 mm <sup>2</sup> )
type of electrical connection for main current circuit	flat connector
Mechanical Design	
height	310 mm
width	472 mm
depth	152.5 mm

fastening method	screw fixing
fastening method	
<ul style="list-style-type: none"> <li>• 4-hole front mounting</li> <li>• front mounting with central attachment</li> <li>• rail mounting</li> </ul>	No
	No
	No
mounting position	any
net weight	21 260 g

### Environmental conditions

ambient temperature during operation	
<ul style="list-style-type: none"> <li>• minimum</li> <li>• maximum</li> </ul>	-25 °C
	70 °C
ambient temperature during storage	
<ul style="list-style-type: none"> <li>• minimum</li> <li>• maximum</li> </ul>	-50 °C
	80 °C

### Certificates

reference code according to IEC 81346-2	Q
---	---

### Approvals Certificates

General Product Approval	Declaration of Conformity
--------------------------	---------------------------

[Confirmation](#)



[Miscellaneous](#)



Declaration of Conformity	Test Certificates	Marine / Shipping	other
---------------------------	-------------------	-------------------	-------



[Type Test Certificates/Test Report](#)



[Confirmation](#)

[Miscellaneous](#)

### Environment

[Environmental Conformations](#)

### Further information

Siemens has decided to exit the Russian market (see here).

<https://press.siemens.com/global/en/pressrelease/siemens-wind-down-russian-business>

Siemens is working on the renewal of the current EAC certificates.

Please contact your local Siemens office on the status of validity of the EAC certification if you intend to import or offer to supply these products to an EAC relevant market (other than the sanctioned EAEU member states Russia or Belarus).

Information on the packaging

<https://support.industry.siemens.com/cs/ww/en/view/109813875>

Information- and Downloadcenter (Catalogs, Brochures,...)

<http://www.siemens.com/lowvoltage/catalogs>

Industry Mall (Online ordering system)

<https://mall.industry.siemens.com/mall/en/en/Catalog/product?mlfb=3KD5040-0RE10-0>

Service&Support (Manuals, Certificates, Characteristics, FAQs,...)

<https://support.industry.siemens.com/cs/ww/en/ps/3KD5040-0RE10-0>

Image database (product images, 2D dimension drawings, 3D models, device circuit diagrams, ...)

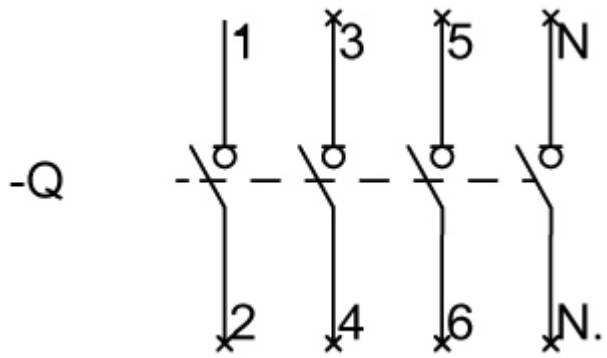
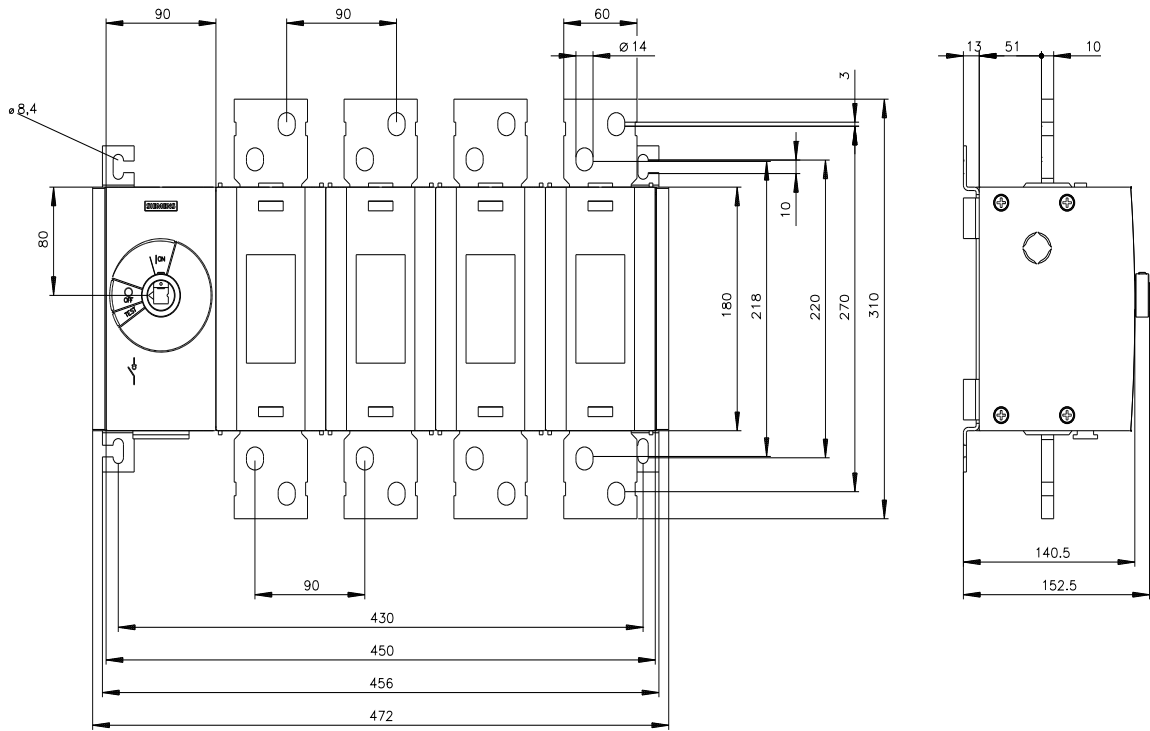
[http://www.automation.siemens.com/bilddb/cax\\_en.aspx?mlfb=3KD5040-0RE10-0](http://www.automation.siemens.com/bilddb/cax_en.aspx?mlfb=3KD5040-0RE10-0)

CAX-Online-Generator

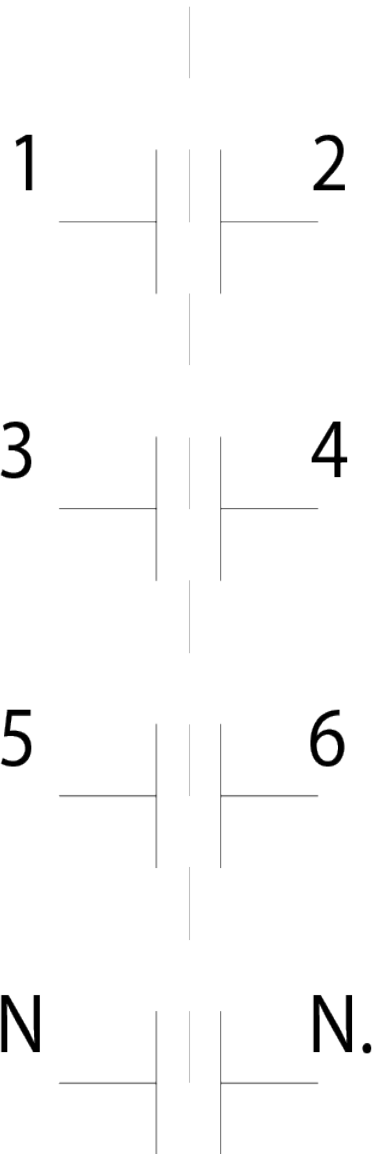
<http://www.siemens.com/cax>

Tender specifications

<http://www.siemens.com/specifications>



# -CR



last modified:

8/1/2022 

