

Output coupler with plug-in Relay, 1 CO, hard gold-plated Spring-type terminal (push-in) 24 V DC Enclosure width 6.2 mm Thermal current 6A



Figure similar

<b>Product brand name</b>	SIRIUS
<b>Product category</b>	SIRIUS 3RQ3 coupling relays in slim design
<b>Product designation</b>	Coupling relays with plug-in relay
<b>Design of the product</b>	Output coupling link
<b>Product type designation</b>	3RQ3

General technical data	
<b>Display version LED</b>	Yes
<b>Product component</b>	
• Relay output	Yes
• semi-conductor output	No
<b>Insulation voltage</b>	
• for overvoltage category III according to IEC 60664	
— with degree of pollution 3 rated value	300 V
<b>Surge voltage resistance rated value</b>	4 kV
<b>maximum permissible voltage for safe isolation</b>	
• between control and auxiliary circuit	300 V

<b>Percental drop-out voltage related to the input voltage</b>	10 %
<b>Protection class IP</b>	IP20
<b>Shock resistance</b> • acc. to IEC 60068-2-27	sinusoidal half-wave 15g / 11 ms
<b>Vibration resistance</b> • acc. to IEC 60068-2-6	6 ... 150 Hz: 2 g
<b>Operating frequency maximum</b>	72 000 1/h
<b>Switching behavior</b>	monostable
<b>Mechanical service life (switching cycles)</b> • typical	10 000 000
<b>Electrical endurance (switching cycles)</b> • at AC-15 at 230 V typical	100 000
<b>Thermal current</b>	6 A
<b>Reference code</b> • acc. to IEC 81346-2:2009 • acc. to DIN EN 61346-2	K K

#### Control circuit/ Control

<b>Control supply voltage at DC</b> • rated value	24 V
<b>Operating range factor control supply voltage rated value at DC</b> • initial value • Full-scale value	0.8 1.25
<b>Switch-on delay time</b> • at DC maximum	12 ms
<b>Off-delay time</b>	13 ms
<b>Closing delay</b> • at DC	6 ms
<b>Opening delay</b> • at DC	13 ms
<b>Design of the relay operating mechanism</b>	poled
<b>Product component Plug-in socket</b>	Yes

#### Short-circuit protection

<b>Design of the fuse link</b> • for short-circuit protection of the auxiliary switch required	fuse gG: 4 A
---	--------------

#### Auxiliary circuit

<b>Type of switching contact</b>	Changeover contact
<b>Material of switching contacts</b>	AgSnO <sub>2</sub> -HTV
<b>Number of CO contacts</b> • for auxiliary contacts	1

<b>Operating current of auxiliary contacts at AC-15</b>	
• at 24 V	3 A
• at 250 V	3 A
<b>Operating current of auxiliary contacts at DC-13</b>	
• at 24 V	1 A
• at 125 V	0.2 A
• at 250 V	0.1 A
<b>Contact reliability of auxiliary contacts</b>	one incorrect switching operation of 100 million switching operations (5 V, 1 mA)

### Main circuit

<b>Type of voltage</b>	DC
------------------------	----

### Inputs/ Outputs

<b>Property of the output Short-circuit proof</b>	No
---	----

### Outputs

<b>Ampacity of the output relay at AC-15</b>	
• at 250 V at 50/60 Hz	3 A
<b>Ampacity of the output relay at DC-13</b>	
• at 24 V	1 A
• at 125 V	0.2 A
• at 250 V	0.1 A

### Electromagnetic compatibility

<b>EMC emitted interference</b>	
• acc. to IEC 60947-1	ambience A (industrial sector)
<b>EMI immunity</b>	
• acc. to IEC 60947-1	corresponds to degree of severity 3
<b>Conducted interference</b>	
• due to burst acc. to IEC 61000-4-4	2 kV
• due to conductor-earth surge acc. to IEC 61000-4-5	2 kV
• due to conductor-conductor surge acc. to IEC 61000-4-5	1 kV
<b>Field-bound parasitic coupling acc. to IEC 61000-4-3</b>	10 V/m
<b>Electrostatic discharge acc. to IEC 61000-4-2</b>	6 kV contact discharge / 8 kV air discharge

### Display

<b>Display version</b>	
• as status display by LED	LED green

### Connections/Terminals

<b>Product function</b>	
• removable terminal	No
<b>Type of electrical connection</b>	

• for auxiliary and control current circuit	PUSH-IN connection (spring-loaded connection)
<b>Wire length</b>	
• at DC maximum	1 000 m
<b>Type of connectable conductor cross-sections</b>	
• solid	1x (0.25 ... 2.5 mm <sup>2</sup> )
• finely stranded with core end processing	1x (0.25 ... 1.5 mm <sup>2</sup> )
• finely stranded without core end processing	1x (0.25 ... 2.5 mm <sup>2</sup> )
• at AWG conductors solid	1 x (20 ... 14)
• at AWG conductors stranded	1x (20 ... 14)
<b>Connectable conductor cross-section</b>	
• solid	0.25 ... 2.5 mm <sup>2</sup>
• finely stranded with core end processing	0.25 ... 1.5 mm <sup>2</sup>
• finely stranded without core end processing	0.25 ... 2.5 mm <sup>2</sup>
<b>AWG number as coded connectable conductor cross section</b>	
• solid	20 ... 14
• stranded	20 ... 14

Installation/ mounting/ dimensions	
<b>Mounting position</b>	any
<b>Mounting type</b>	snap-on mounting
<b>Height</b>	93 mm
<b>Width</b>	6.2 mm
<b>Depth</b>	76 mm
<b>Required spacing</b>	
• with side-by-side mounting	
— forwards	0 mm
— Backwards	0 mm
— upwards	0 mm
— downwards	0 mm
— at the side	0 mm
• for grounded parts	
— forwards	0 mm
— Backwards	0 mm
— upwards	0 mm
— at the side	0 mm
— downwards	0 mm
• for live parts	
— forwards	0 mm
— Backwards	0 mm
— upwards	0 mm
— downwards	0 mm

— at the side

0 mm

## Ambient conditions

<b>Installation altitude at height above sea level</b> <ul style="list-style-type: none"><li>• maximum</li></ul>	2 000 m
<b>Ambient temperature</b> <ul style="list-style-type: none"><li>• during operation</li><li>• during storage</li><li>• during transport</li></ul>	-25 ... +60 °C -40 ... +85 °C -40 ... +85 °C
<b>Relative humidity</b> <ul style="list-style-type: none"><li>• during operation</li></ul>	10 ... 95 %

## Certificates/approvals

General Product Approval	Declaration of Conformity	Marine / Shipping
 CCC	 EAC	 DNV-GL DNVGL.COM/AF
 CSA	 EG-Konf.	
 UL		

## other

[Confirmation](#)

## Further information

**Information- and Downloadcenter (Catalogs, Brochures,...)**

<http://www.siemens.com/industrial-controls/catalogs>

**Industry Mall (Online ordering system)**

<https://mall.industry.siemens.com/mall/en/en/Catalog/product?mlfb=3RQ3118-2AM01>

**Cax online generator**

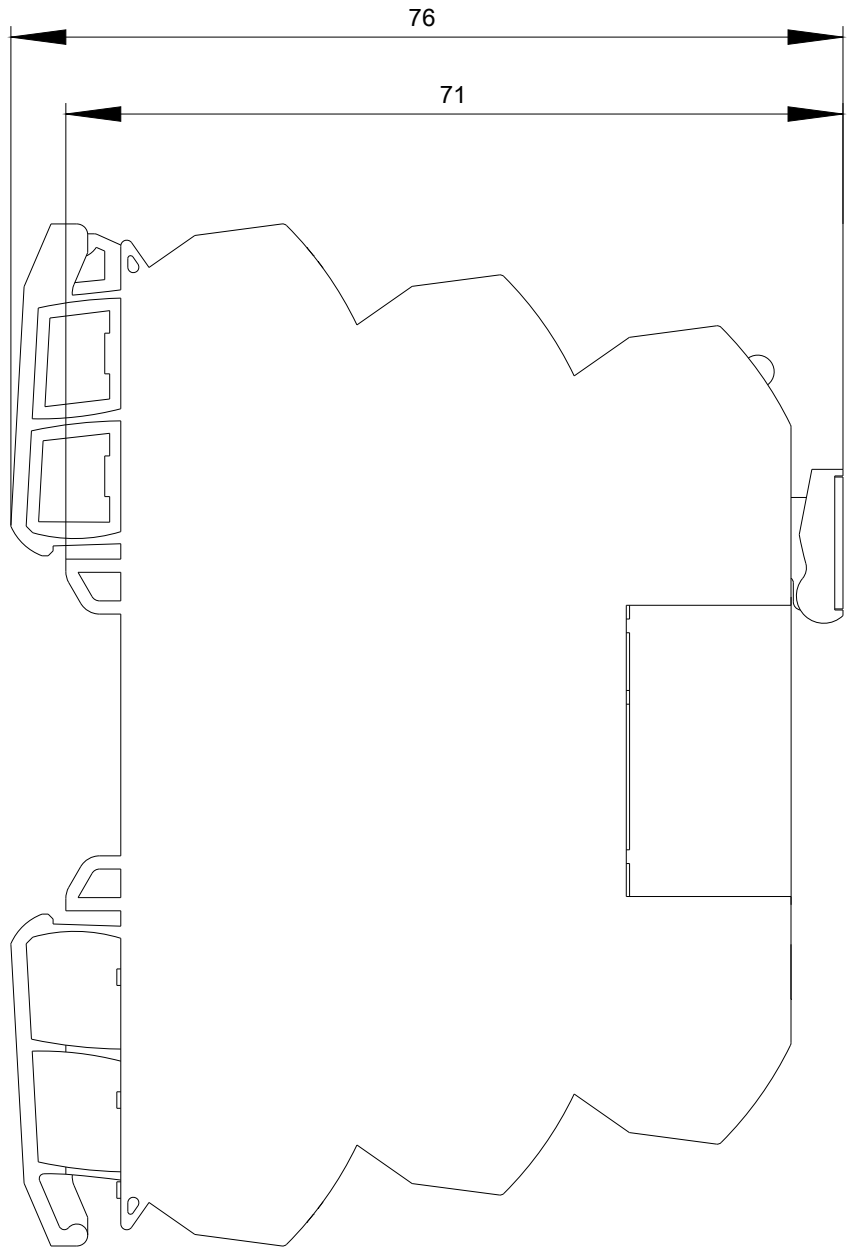
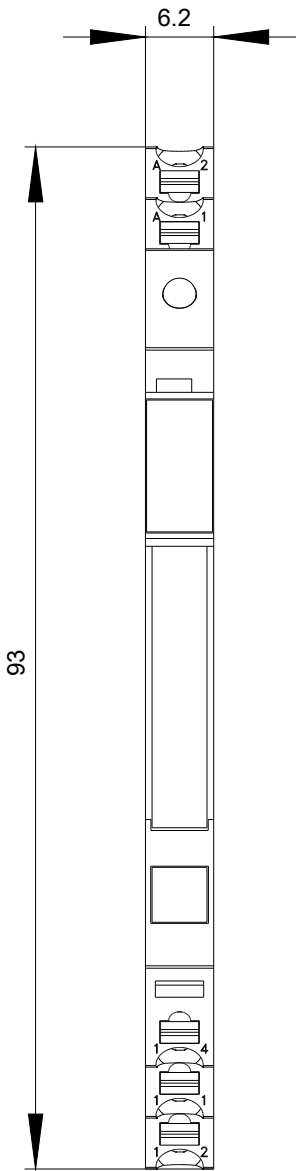
<http://support.automation.siemens.com/WW/CAXorder/default.aspx?lang=en&mlfb=3RQ3118-2AM01>

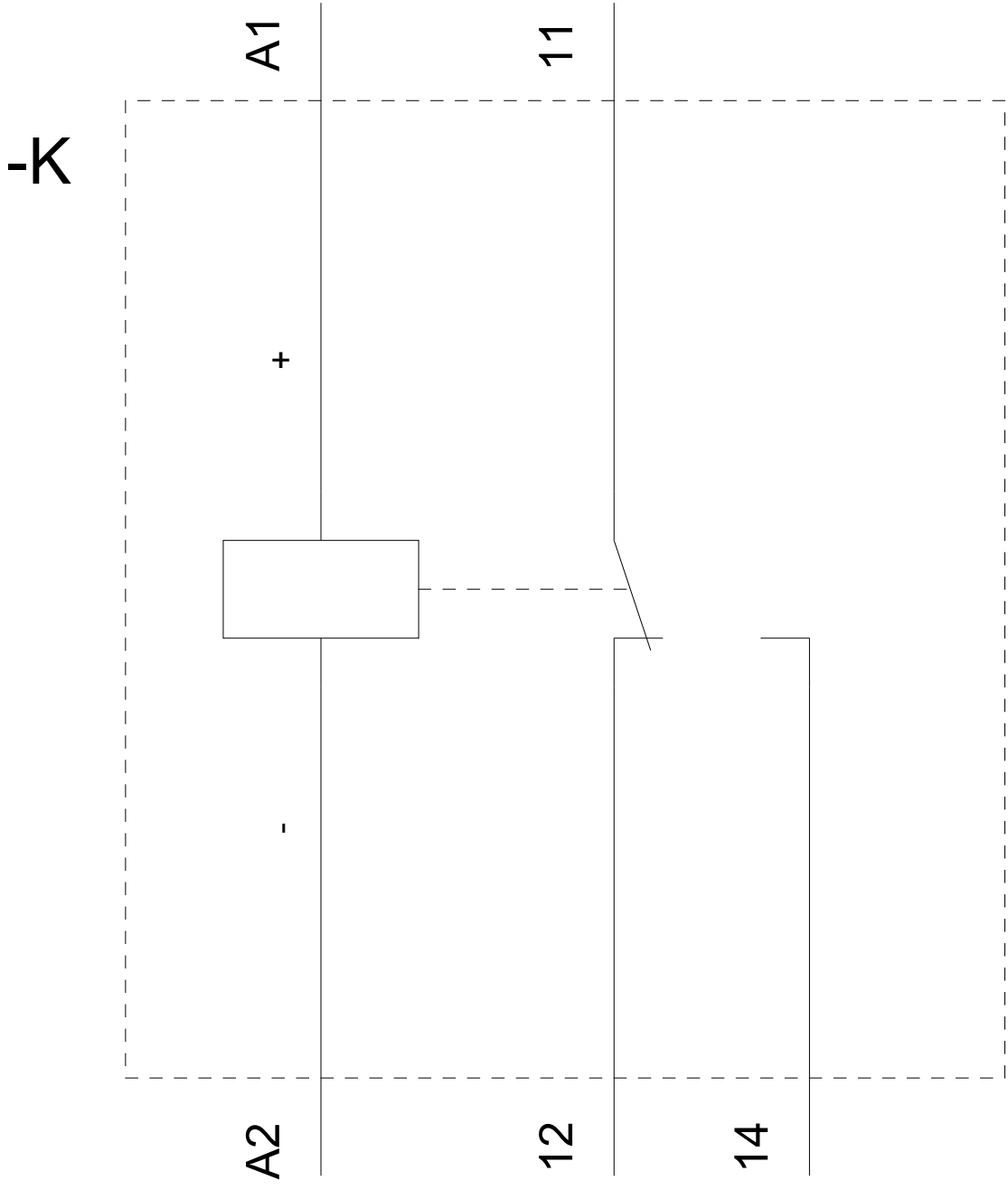
**Service&Support (Manuals, Certificates, Characteristics, FAQs,...)**

<https://support.industry.siemens.com/cs/ww/en/ps/3RQ3118-2AM01>

**Image database (product images, 2D dimension drawings, 3D models, device circuit diagrams, EPLAN macros, ...)**

[http://www.automation.siemens.com/bilddb/cax\\_de.aspx?mlfb=3RQ3118-2AM01&lang=en](http://www.automation.siemens.com/bilddb/cax_de.aspx?mlfb=3RQ3118-2AM01&lang=en)





last modified:

05/17/2018