

Features

- 22mm x 30mm panel cutout
- 16A / 250VAC
- 50,000 mechanical cycles
- DPST, DPDT
- Non illuminated and illuminated versions

RS PRO Rocker Switches

RS Stock No.: 5287858, 9143581





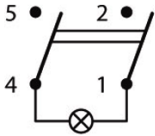
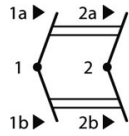
RS PRO is the own brand of RS. The RS PRO Seal of Approval is your assurance of professional quality, a guarantee that every part is rigorously tested, inspected, and audited against demanding standards. Making RS PRO the Smart Choice for our customers.

Product Description

Stylish and reliable rocker switches manufactured in Europe. Designed for panel mount applications.

- *Double pole, on-off, blue illuminated & double pole, centre off, momentary.*
- *Suitable for appliances, consumer electronics, panels & small machinery and HVAC equipment*

General Specifications

RS Code:	5287858	9143581
RS Code:		
Contact Configuration	DPST 	DPDT 
Switch Operation	On-Off, Latching	Momentary, centre off
Illuminated	Yes	No
Actuator Colour	Blue	Black
Actuator Shape	Rectangular	Rectangular
Legend Text	NA	NA
Legend Text Colour	NA	NA
Contact Material	Copper alloy, silver plated	
Case Material	PA66	
Actuator Style	Rocker	
Lamp Type	Neon	

Electrical Specifications

Contact Current Rating	16(6)A
	Resistive load (inductive load)
AC Voltage Rating	250VAC
Terminal Type	Blade
Termination Style	Quick Connect 6.3x0.8mm
Illumination Voltage	250VAC

Mechanical Specifications

Panel Cut Out Size	22x30 mm
Panel Cut Out Width	22mm
Panel Cut Out Height	30mm
Mounting Type	Panel
Mechanical Life	50000 Operations
Unit Weight	7g
Distance Between Contacts	≥ 3 mm

Operation Environment Specifications

Operating Temperature Range	Housing 120°C / Rocker 55 °C
-----------------------------	------------------------------

Protection Category

IP Rating	IP40
-----------	------

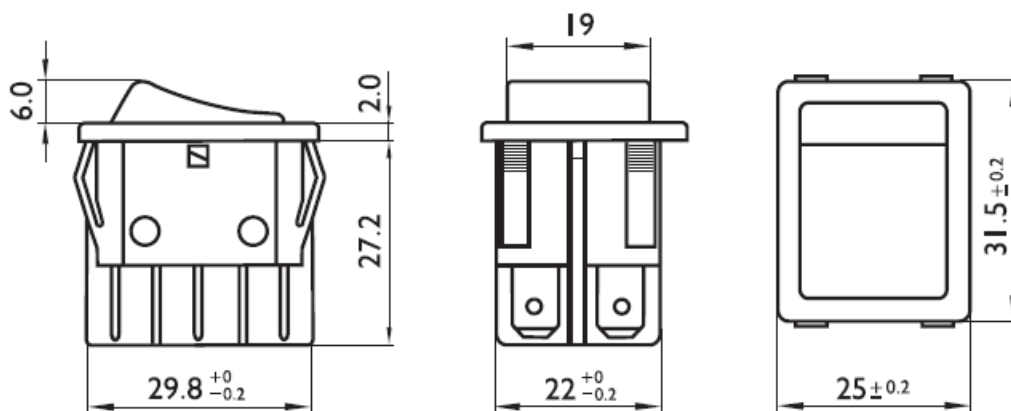
Classification

Class of Appliance	II
--------------------	----

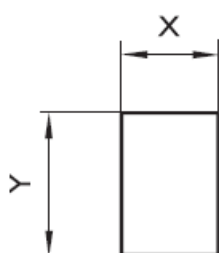
Approvals

Compliance/Certifications	EN 61058-1, ENEC, UL, CE
Declarations	GWFI 850°C heat and fire resistance

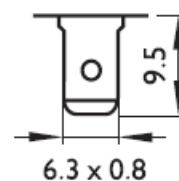
CONSTRUCTIONAL DIAGRAM/CIRCUIT DIAGRAMS



Cut out (mm)



Termination



Z	Y	X
0.7-1.25	30.0 ⁰ -0.1	22.0 ^{+0.3} -0
1.25-2.0	30.2 ⁰ -0.1	22.0 ^{+0.3} -0
2.0-3.0	30.6 ⁰ -0.3	22.0 ^{+0.3} -0
3.0-4.0	30.8 ⁰ -0.3	22.0 ^{+0.3} -0

Related Products – 22x30mm Indicator Lights

RS Codes: 1917793, 1917792, 1917794