

DINO-LITE SOFTWARE



DINO-LITE SOFTWARE

A professional, reliable software environment is essential when working with computer equipment like an USB microscope. All Dino-Lite USB products are delivered with an in-house developed software program.

The Dino-Lite software is continuously developed, is free of charge for Dino-Lite users and has an automatic update feature. Dino-Lite software is available for Windows and for MacOS (DinoXcope). DinoCapture software is intuitive, user-friendly and can be used with hardly any training. Free online & e-mail software support is available.

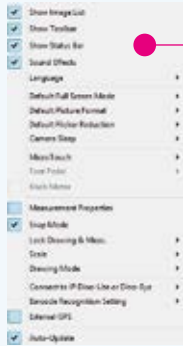
The DinoCapture 2.0 software is available in many languages, such as: English, German, French, Spanish, Chinese, Japanese, Korean, Portuguese, Italian, Russian, Dutch, Greek, Hungarian, Polish, Romanian, Swedish, Finnish, Danish, Czech, Croatian, Norwegian, Turkish, Arabic.

Main software features:

- ▶ Capturing photographs, videos or time-lapsed videos
- ▶ Saving pictures in several formats
- ▶ Advanced image processing
- ▶ Measurement options like: line, radius, circle, 3-point circle, angle, etc.
- ▶ Measurements on captured images or on live images
- ▶ Calibration
- ▶ E-mail integration
- ▶ Adding notes and markings on images
- ▶ Skype integration for real-time on-line sharing with suppliers, customers or colleagues
- ▶ Connect multiple Dino-Lite microscopes
- ▶ Controlling lighting options from the software
- ▶ IP functionality for remote viewing of microscopic images
- ▶ Barcode/QR code recognition functionality
- ▶ GPS integration

Advanced measurement options like:
line, radius, circle, 3-point circle, angle, etc.

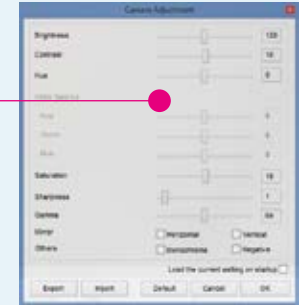
Calibration functionality



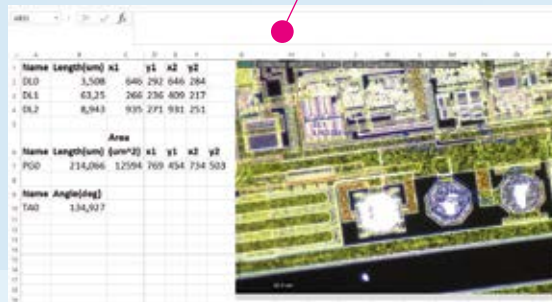
Settings menu



Capturing photographs, videos
or time-lapsed videos



Camera adjustment
settings such as white balance,
auto exposure, etc.



Detailed Excel
report including
measurement data

Auto-update functionality
(free of charge updates)



Magnifier for more precise
measurements

DINO-LITE SOFTWARE SDK SYSTEM INTEGRATION / SOFTWARE DEVELOPMENT KIT

System integration is bringing together components into one system ensuring that all elements function together. Visualization with (high) magnification is often the key to provide visual or automatic inspection or analysis. This is exactly what Dino-Lite can help you with when you do not have or do not want to have the expertise needed for developing optical equipment.

With over 10 years of highly specialized knowledge and skills Dino-Lite is seen as the expert in the field of digital optics and digital microscopy. This expertise is being used by many companies around the world that produce, develop and sell high-tech machines and devices and need the best suitable quality inspection tool to integrate into their equipment.

These devices cover a wide variety of applications, Dino-Lite microscopes are integrated in machines for tissue engineering, laser hair removal, drink can seam inspection, machines for material analysis, specialist laboratory equipment and other equipment for quality assurance tasks.

- 1 Drinks can seam inspection with Dino-Lite
- 2 Print quality control system with Dino-Lite integrated
- 3 Nanoindentation system with a Dino-Lite in use
- 4 Mass spectrometer with ion source
- 5 DVS Advantage system with integrated Dino-Lite for visualisation of samples
- 6 Service engineer inspection kit with Dino-Lite



Customization and Software Development Kit (SDK)

If you need a Dino-Lite digital microscope but need extra customization or features? From custom LED wavelength to special adapters or accessories, contact us with your ideas and we will work to find a solution for your needs. We can also supply a software development kit (SDK) which allows developers to easily add control of Dino-Lite digital microscopes. It works with any Windows-compatible device and offers complete control over LED and Microtouch on the Dino-Lite. Moreover, it provides simple methods for extracting color, real-time binary image, image comparing, etc. The SDK is available free of charge for Dino-Lite partners and users.

Third party software

All Dino-Lite USB products are supplied with the DinoCapture and DinoXcope software, which was developed in-house and provides an excellent and stable software environment with features that fulfill most application needs. Specific applications or specialized markets often require additional functionality. To stay ahead of the market we are constantly looking to integrate new and specialized software packages with the Dino-Lite digital microscopes. This makes the combination between the Dino-Lite hardware and software even more suitable to the high demands of markets like the industrial or medical sectors.

