



All MK products are made to stand up to the wear and tear of everyday use, but in some areas you need them to be even tougher. That's why the Metalclad Plus range of surface mounted accessories is ideal for factories, workshops, garages and sheds. Made from heavy gauge steel they're tough and impact resistant and they look good too. There is a wide range of surface mounted products in the range including switch sockets with outboard rockers and light switches with wide rockers, both very useful when wearing gloves. An RCD protected socket is also available which is essential when operating powering tools.

Tough and impact resistant

MK Metalclad Plus is ideal for factories, workshops, garages and sheds

Comprehensive range

Suits all your needs where hard wearing performance is required

Frontplates have smoothly chamfered edges

Fits flush with the backbox providing a neat finish

Total safety

Unique 3-pin operated "child resistant shutter system", which is designed to inhibit access to the electricity supply, unless all 3 pins of a standard British 13 Amp plug are in position

METALLIC POWDER PAINT
Finish is corrosion and scratch resistant

HIGHLY IMPACT RESISTANT

SPECIFICALLY DESIGNED BACK BOXES
Ensure neat and exact fit

DOUBLE POLE SWITCHING

BOXES AVAILABLE WITH OR WITHOUT KNOCKOUTS

UNIQUE 3-PIN "CHILD RESISTANT SHUTTER SYSTEM"

Designed to inhibit access to the electricity supply, unless all 3 pins of a standard British 13 Amp plug are in position

STYLISH CURVED DESIGN

Terminal screws are backed out and captive Terminals are upwards facing to make installation easier.

Funnel entrance to terminals enables positive cable connection.

Outboard rocker sockets are ideal for gloved hands.

Clear terminal markings for easy identification.



Switchsocket Outlets

13 AMP

SURFACE

WITH OUTBOARD

ROCKERS

13 AMP

SURFACE

WITH NEONS


13 AMP

SURFACE

RCD PROTECTED

13 AMP

SURFACE

**K2977 ALM**1 GANG DP WITH
DUAL EARTH TERMINALS**5****K2977D5ALM**1 GANG DP WITH DUAL EARTH
TERMINALS WITHOUT BOX**1****K2977D6ALM**1 GANG DP WITH RED ROCKER
AND DUAL EARTH TERMINALS**1****K2946 ALM**

2 GANG DP

5**K2946D5ALM**

2 GANG DP WITHOUT BOX

1**K2946D6ALM**

2 GANG DP WITH RED ROCKERS

1**K2945 ALM**2 GANG DP
WITH OUTBOARD
ROCKERS AND DUAL
EARTH TERMINALS**5****K2945D5ALM**2 GANG DP
WITH OUTBOARD
ROCKERS AND DUAL EARTH
TERMINALS WITHOUT BOX**1****K2945D6ALM**2 GANG DP
WITH RED OUTBOARD
ROCKERS AND DUAL
EARTH TERMINALS**1****K2477 ALM**1 GANG DP
WITH NEON AND DUAL
EARTH TERMINALS**5****K2477D6ALM**1 GANG DP
WITH NEON,
RED ROCKER AND DUAL
EARTH TERMINALS**1****K2446 ALM**2 GANG DP
WITH NEONS**5****K2446D6ALM**2 GANG DP
WITH NEONS
AND RED ROCKERS**1****K6102 ALM**1 GANG
10mA ACTIVE CIRCUIT**1****K6302 ALM**1 GANG
30mA ACTIVE CIRCUIT**1****K6305 ALM**1 GANG
30mA PASSIVE CIRCUIT**1****K6211 ALM**2 GANG
10mA ACTIVE CIRCUIT**1****K6231 ALM**2 GANG
30mA ACTIVE CIRCUIT**1****K6233 ALM**2 GANG
30mA PASSIVE CIRCUIT**1**

Earth terminal fitted in boxes.

DIMENSIONS:

1 gang: 86 x 86 x 51mm
2 gang: 86 x 146 x 51mmTERMINAL CAPACITY
2 x 6 mm² stranded (max)

KNOCKOUTS:

1 gang: 6 x 20mm.

Two in one side and one in each of
the other three sides. One in base

2 gang: 8 x 20mm.

Three in top two in bottom sides and
one in each end. One in base

SPARE BOXES

1 gang: K829 ALM* K899 ALM

2 gang: K830 ALM* K897 ALM

(*without side knockouts) All boxes

have a base knockout.
Boxes to BS.5733: 1995**High integrity earthing**One gang switchsockets, two gang
outboard switchsockets and two
gang unswitched sockets are fitted
with two earth terminals to provide
a double earth facility for use when
installations are to comply with
Section 607 of BS 7671, IEE Wiring
Regulations.**Double pole switching**All switchsockets have double pole
switching (neutral makes first,
breaks last).

BS.1363 Pt.2: 1995

ALL UNITS ARE SUPPLIED WITH BACKBOXES
(EXCEPT 'D5' PRODUCTS)It is important to ensure that the
correct control circuit, active or
passive, is selected for each
application. See page 229 for
definition.Only suitable for supply voltage of
240V a.c., 50Hz.

DIMENSIONS: 86 x 147 x 54mm

KNOCKOUTS: 8 x 20mm.
Three in top side, two in bottom side,
one in base and one in each end.

SPARE BOX

K897 ALM

BS 7288: 1990

Switchsocket Outlets

ROUND PIN
SURFACE

NON STANDARD
13 AMP
SURFACE

Socket Outlets

13 AMP
SURFACE

ROUND PIN
SURFACE

15 AMP
127V
SURFACE



K2871 ALM



K1247 ALM



K848 ALM



K841 ALM



K2271 ALM



K2873 ALM



K1247 D6 ALM



K850 ALM



K842 ALM



K2272 ALM



K1248 ALM



K843 ALM



K1248 D6 ALM

K2871 ALM
1 GANG
5 AMP DP
SHUTTERED

5

K2873 ALM
1 GANG
15 AMP DP
SHUTTERED

5

K1247 ALM
1 GANG DP WITH
CLEAN EARTH FACILITY

K1247D6ALM
1 GANG DP
WITH RED ROCKER AND
CLEAN EARTH FACILITY

K1248 ALM
2 GANG DP WITH
CLEAN EARTH FACILITY

K1248D6ALM
2 GANG DP
WITH RED ROCKERS AND
CLEAN EARTH FACILITY

5

1

5

1

K848 ALM
1 GANG

K850 ALM
2 GANG
WITH DUAL EARTH
TERMINALS

5

5

K841 ALM
1 GANG
2 AMP
SHUTTERED

5

K842 ALM
1 GANG
5 AMP
SHUTTERED

5

K843 ALM
1 GANG
15 AMP
SHUTTERED

5

K2271 ALM
1 GANG
SHUTTERED
(NON UK)

5

K2272 ALM
2 GANG
SHUTTERED
(NON UK)

5

Earth terminal fitted in boxes.

DIMENSIONS:
86 x 86 x 51mm

TERMINAL CAPACITY:
5 amp:
2 x 6mm² stranded (max)
15 amp
2 x 6mm² stranded (max)

KNOCKOUTS:
6 x 20mm.
Two in one side and one in each of
other three sides. One in Base
Spare Boxes with and without
knockouts are available.

All boxes have a base knockout.
BS.546: 1950

These products are provided with
facilities for 'clean earth' connection
and are suitable for non standard
plugs with 'T' shaped earth pin.
Earth terminal fitted in boxes.

DIMENSIONS:
1 gang: 86 x 86 x 51mm
2 gang: 86 x 146 x 51mm

TERMINAL CAPACITY:
2 x 6mm² stranded (max)

KNOCKOUTS:
1 gang 6 x 20mm.
Two in one side and one in each of
other three sides. One in base
2 gang 8 x 20mm.
Three in top, two in bottom sides
and one in each end. One in base
Spare Boxes with and without
knockouts are available.

All boxes have a base knockout
BS.1363 Pt.2: 1995 where relevant

K850 ALM has two earth terminals
providing a double earth facility when
installations are to comply with
Section 607 of BS 7671 IEE Wiring Regs.
Earth terminal fitted in box.

DIMENSIONS:
1 gang 86 x 86 x 47mm
2 gang 86 x 146 x 47mm

TERMINAL CAPACITY:
2 x 6mm² stranded (max)

KNOCKOUTS: 1 gang 6 x 20mm.
Two in one side and one in each of
other three sides. One in base
2 gang 8 x 20mm.
Three in top, two in bottom sides
and one in each end. One in base
Spare Boxes with and without
knockouts are available.

All boxes have a base knockout
BS.1363 Pt.2: 1995

Earth terminal fitted in box.

DIMENSIONS:
86 x 86 x 47mm

TERMINAL CAPACITY:
2 amp:
3 x 2.5mm² (max)
5 amp:
2 x 6mm² stranded (max)
15 amp
2 x 6mm² stranded (max)

KNOCKOUTS:
6 x 20mm.
Two in one side and one in each of
other three sides. One in base

Spare Boxes with and without
knockouts are available.
All boxes have a base knockout.
BS.546: 1950

Earth terminal fitted in box.

DIMENSIONS:
1 gang 86 x 86 x 47mm
2 gang 86 x 146 x 47mm

KNOCKOUTS:
1 gang 6 x 20mm.
Two in one side and one in each of
other three sides. One in base
2 gang 8 x 20mm.
Three in top, two in bottom sides
and one in each end. One in base

Spare Boxes with and without
knockouts are available.
All boxes have a base knockout.
SSA: 444:1985

FEATURES AND BENEFITS



When servicing or repairing appliances fuse carriers on connection units can be padlocked for additional safety



A secret key-operated switch helps prevent unauthorised usage



An optional tamperproof screw on the fuse carrier is particularly useful for appliances in public areas



In-line terminals means that cables can be cut to the same length. White printing gives instant terminal identification



A simple but effective cord grip securely holds the cable in connection units



Backboxes come with or without side knockouts. All boxes have a central knockout in the base for added on-site flexibility

Connection Units

SWITCHED
FUSED
SURFACE

UNSWITCHED
FUSED
SURFACE



K963KOALM **1**
DP WITH SECRET KEY OPERATED SWITCH, NEON AND TAMPERPROOF FUSE CARRIER SCREW

K942 ALM **10**
DP SWITCHED

K942D5ALM **1**
DP SWITCHED WITHOUT BOX

K942KOALM **1**
DP SWITCHED WITH TAMPERPROOF FUSE CARRIER SCREW

K962 ALM **10**
DP SWITCHED WITH NEON

K962D6ALM **1**
DP SWITCHED WITH NEON AND RED ROCKER

K932 ALM **10**
DP SWITCHED WITH FLEX OUTLET

K972 ALM **10**
DP SWITCHED WITH FLEX OUTLET AND NEON

K972D6ALM **5**
DP SWITCHED WITH FLEX OUTLET, NEON AND RED ROCKER

K954 ALM **10**
UNSWITCHED

K954KOALM **1**
UNSWITCHED WITH TAMPERPROOF FUSE CARRIER SCREW

K983 ALM **5**
UNSWITCHED WITH NEON

K989 ALM **5**
UNSWITCHED WITH FLEX OUTLET

K989D1ALM **5**
UNSWITCHED WITH FLEX OUTLET AND FITTED WITH 5 AMP FUSE

K986 ALM **5**
UNSWITCHED WITH FLEX OUTLET AND NEON

All connection units are fitted with a 13 amp fuse (to BS.1362.)

Earth terminal fitted in base of the box.

DIMENSIONS: 86 x 86 x 47mm

TERMINAL CAPACITY:
2 x 6mm² stranded(max)

KNOCKOUTS: 5 x 20mm.

Two in one side and one in each of other three sides.

Spare Boxes with and without knockouts are available.
All boxes have a base knockout.

BS.1363 Pt.4: 1995

All connection units are fitted with a 13 amp fuse (to BS.1362.)

Earth terminal fitted in base of the box.

DIMENSIONS:
86 x 86 x 47mm

TERMINAL CAPACITY:
2 x 6mm² stranded (max)

KNOCKOUTS:

5 x 20mm.

Two in one side and one in each of other three sides.

Spare Boxes with and without knockouts are available.
All boxes have a base knockout.

BS.1363 Pt.4: 1995

Switches

10 AMP
SURFACE

10 AMP
WITH WIDE
ROCKERS
SURFACE



K3591 ALM



K3592 ALM



K3593 ALM



K3781 ALM



K3782 ALM

DP Switches

20 AMP
SURFACE

32 AMP AND
45 AMP
SURFACE



K5212 ALM



K5232 ALM



K5242 ALM



K5240 ALM



K5230 ALM

Triple Pole

32 AMP
SURFACE



K5116 ALM



K2857 ALM



K2859 ALM



K4858 WHI

K3591 ALM
1 GANG SP
TWO WAY

5

K3592 ALM
2 GANG SP
TWO WAY

5

K3593 ALM
3 GANG SP
TWO WAY

5

K3781 ALM
1 GANG SP
TWO WAY
WITH WIDE ROCKER

5

K3782 ALM
2 GANG SP
TWO WAY
WITH WIDE ROCKERS

5

K5212 ALM
DP SWITCH

5

K5232 ALM
DP SWITCH
WITH NEON

5

K5242 ALM
DP SWITCH
WITH FLEX OUTLET
AND NEON

5

K5240 ALM
32A DP SWITCH
WITH NEON

5

K5230 ALM
45A DP SWITCH
WITH NEON

5

K5116 ALM
THREE POLE 4N SWITCH
WITH NEON AND
EARTH TERMINAL

1

K2857 ALM
THREE POLE FAN ISOLATOR
WITH SWITCHLOCK
AND PADLOCK

1

K2859 ALM
THREE POLE FAN ISOLATOR
WITHOUT SWITCHLOCK

1

K4858
SWITCHLOCK
FOR FAN ISOLATOR

10

These switches do NOT have to be derated when used with fluorescent or inductive loads.

An earth terminal is fitted in each box.

DIMENSIONS:
86 x 86 x 47mm

TERMINAL CAPACITY:
1 x 6mm² (max)

KNOCKOUTS:
5 x 20mm.

Two in one side and one in each of other three sides.

Spare Boxes with and without knockouts are available.

All boxes have a base knockout.

BS EN 60669-1: 2000

These switches do NOT have to be derated when used with fluorescent or inductive loads.

An earth terminal is fitted in each box.

DIMENSIONS:
86 x 86 x 47mm

TERMINAL CAPACITY:
1 x 6mm² (max)

KNOCKOUTS:
5 x 20mm.

Two in one side and one in each of other three sides.

Spare Boxes with and without knockouts are available.

All boxes have a base knockout.

BS EN 60669-1: 2000

Earth terminal fitted in base of box.

DIMENSIONS:
86 x 86 x 47mm

TERMINAL CAPACITY:
1 x 6mm² (max)

KNOCKOUTS:
5 x 20mm.

Two in one side and one in each of other three sides.

Spare Boxes with and without knockouts are available.

All boxes have a base knockout.

BS EN 60669-1: 2000

DP Switches are not recommended for switching large banks of PCs

Earth terminal fitted in base of box.

DIMENSIONS:
5240: 86 x 86 x 65mm
5230: 147 x 86 x 65mm

TERMINAL CAPACITY:
5240: 1 x 10mm² (max)
5230: 1 x 10mm² (max)

KNOCKOUTS:
5240: 5 x 20mm. Two in one side and one in each of other three sides.
5230: 4 x 20mm, 4 x 25mm

SPARE BOX:
5240: K8901 ALM
5230: K8902 ALM

All boxes have a base knockout.

BS EN 60669-1: 2000

5116: 440V max.
AC22, 12kW (16HP) & 415V, 3 phase
32A continuous duty.

Making capacity is 2000A peak
Lockable 'ON' or 'OFF' with MK
padlock no K2000

K2857: For local isolation of fans with
or without timers for repair or routine.

TERMINAL CAPACITY:
5116: 1 x 16mm² Conductor
2857: 1 x 6mm² Conductor

DIMENSIONS: 5116: 147 x 86 x 65
2857: 86 x 86 x 47

KNOCKOUTS:
K5116: 4 x 20mm², 4 x 25mm²
K2857: 5 x 20mm²

SPARE BOXES: 5116: K8902 ALM

K2857: K899 ALM, K829 ALM

BS EN 60947-3: 1992

Euro Data Frontplates

Euro Data Modules

Blanks

FRONTPLATES

RJ45 CAT 5E RJ11/12

ISDN BNC BT

TV CO-AXIAL OUTLETS FOR DIGITAL TV



K182 ALM **10**
1 GANG
EURO FRONTPLATE
TWO MODULE
APERTURE SIZE 50 X 50MM

K184 ALM **10**
2 GANG
EURO FRONTPLATE
FOUR MODULE
APERTURE SIZE 100 X 50MM

MOUNTING BOXES
Mounting Box is not supplied with frontplate

Suitable for flush boxes to BS.4662: 1970 and surface boxes to BS.5733: 1995

Refer to appropriate module for minimum box depth.

FIXING CENTRES
1G; 60.3mm
2G; 120.6mm

STANDARDS
BS.5733;1995 where applicable

Note: 13A UK, 16A German and 15A American Euro Power Modules are available. See page 30.

Note: No grid required, modules just clip into place.

K5844 WHI **5**
RJ45 CAT 5E ANGLED
ONE MODULE 25 X 50MM

K5845 WHI **5**
K5845s WHI **5**
RJ45 CAT 5E
ONE MODULE 25 X 50MM

K5845s BLK **5**
K5845s BLK **5**
RJ45 CAT 5E SCREENED
ONE MODULE 25 X 50MM

K5887 WHI **5**
K5887 BLK **5**
RJ11/12
ONE MODULE 25 X 50MM

MOUNTING BOXES
Minimum box depth
25mm standard
32mm screened

K5887
Suitable for both RJ11 and RJ12 jacks
RJ11: 4 wire, **RJ12**: 6 wire
RJ45 Enhanced Cat 5 performance.
Suitable for both 568A and 568B wiring schemes. Supplied with cable tie and cable anchors to secure wires in the connectors.

K5844, K5845, K5887: :
TIA/EIA TSB40A: Cat 5e
TIA/EIA 568-A: Cat 5e
ISO/IEC11801: Cat 5e
K5887: FCC68

K5840 WHI **5**
K5840 BLK **5**
ISDN
ONE MODULE 25 X 50MM

K5801 WHI **5**
K5801 BLK **5**
BNC 50Ω
ONE MODULE 25 X 50MM

K5820 WHI **5**
K5820 BLK **5**
BT MASTER
ONE MODULE 25 X 50MM

K5821 WHI **5**
K5821 BLK **5**
BT SECONDARY
ONE MODULE 25 X 50MM

MOUNTING BOXES
Minimum depth 25mm

K5840
Incorporates line terminating resistor.
K5801
50 Ohm crimp connector suitable use with RG58, URM43, URM76 and Beldon 9907 type co-axial cables.

K5840:
TIA/EIA TSB40A
TIA/EIA 568-A
ISO/IEC11801
K5820, K5821:
BS.6312 part 2

K5850 WHI **5**
K5850 BLK **5**
SINGLE OUTLET (IEC MALE)
ONE MODULE 25 X 50MM

K5851 WHI **5**
K5851 BLK **5**
SINGLE OUTLET (IEC FEMALE)
ONE MODULE 25 X 50MM

K5855 WHI **5**
K5855 BLK **5**
SINGLE F-TYPE SATELLITE SOCKET
ONE MODULE 25 X 50MM

K5852 WHI **5**
K5852 BLK **5**
TWIN OUTLET TV/FM DIPLEXER
TWO MODULE 50 X 50MM

K5853 WHI **5**
K5853 BLK **5**
TRIPLE OUTLET
TV/FM/SATELLITE TRIPLEXER
TWO MODULE 50 X 50MM

Fully screened non isolated TV outlets containing a combination of single, TV/FM Diplexer, TV/FM/SAT Triplexer and BT secondary telephone outlets for use within digital TV systems and interactive TV services. Single outlets for connection to a single TV, FM or Satellite co-axial aerial lead, TV/FM diplexer units for connection to a single co-axial aerial lead with combined TV and FM signals, TV/FM/SAT triplexer units for connection to a single co-axial aerial lead with combined TV,FM and Satellite signals (See page 31 for more information)

MOUNTING BOXES: Min box depth 32mm
DIMENSIONS: 1 Module 25 x 50mm, 2 Module 50 x 50mm

BS.3041:1997 IEC 169-2:1965 BSEN 50083 & BS.5733:1995 where applicable

K180 WHI **10**
TWO MODULE
BLANK 50 X 50MM

K188 WHI **10**
K188 BLK **10**
ONE MODULE
BLANK 25 X 50MM

K186 WHI **10**
K186 BLK **10**
HALF MODULE
BLANK 12.5 X 50MM

MOUNTING BOXES
Minimum depth 16mm
STANDARDS
BS.5733:1995 where applicable

LJU6C Data Frontplates

LJU6C Data Modules

MK Modular Data System Frontplates

FRONTPLATES

RJ45 CAT 5E RJ11/12

ISDN BLANKS

FRONTPLATES

BOXES



K172 ALM



K5745 WHI



K5745 BLK



K5740 WHI



K5740 BLK



K291 ALM



K292 ALM



K293 ALM



K294 ALM



K8891 ALM



K8821 ALM



K8892 ALM



K8822 ALM

K172 ALM
1 GANG TWIN
LJU6C FRONTPLATE
TWO MODULE
APERTURE SIZE 22 X 37MM

10

K5745 WHI
K5745 BLK
RJ45 CAT 5E
ONE MODULE

5

5

K5745s WHI
K5745s BLK
RJ45 CAT 5E
SCREENED
ONE MODULE

5

5

K5787 WHI
K5787 BLK
RJ11/12
ONE MODULE

5

5

MOUNTING BOXES
Suitable for flush boxes to BS.4662:1970 and surface boxes to BS.5733:1995
Refer to appropriate module for minimum box depth.

FIXING CENTRES
1 gang: 60.3mm
2 gang: 120.6mm

BS.5733:1995 where appropriate
Note: No grid required, modules just clip into place.

RJ45
Enhanced Cat 5 performance. Suitable for both 568A and 568B wiring schemes. Supplied with cable tie and cable anchors to secure wires in the connectors

MOUNTING BOXES
Minimum box depth 25mm (unscreened)
32mm (screened)

TIA/EIA TSB40A: Cat5e
TIA/EIA 568-A: Cat5e
ISO/IEC11801: Cat5e

RJ11/12
Suitable for both RJ11 & RJ12 jacks.
RJ11: 4 wire, RJ12: 6 wire

MOUNTING BOXES
Minimum box depth 16mm
FCC68

K5740 WHI
K5740 BLK
ISDN
ONE MODULE

5

5

K170 WHI
K170 BLK
BLANK
ONE MODULE

10

10

K5740
Incorporates line terminating resistor

MOUNTING BOXES
Minimum box depth 25mm
TIA/EIA TSB40A
TIA/EIA 568-A
ISO/IEC11801

K170
MOUNTING BOXES
Minimum box depth 16mm
BS.5733:1995 where appropriate

K291 ALM
1 GANG
ONE MODULE

1

K292 ALM
1 GANG
TWO MODULE

1

K293 ALM
2 GANG
THREE MODULE

1

K294 ALM
2 GANG
FOUR MODULE

1

BS. 5733: 1995 where applicable

K8891 ALM
1 GANG 38mm BOX
5 x 20mm KNOCKOUTS

10

K8821 ALM
1 GANG 38mm BOX
WITHOUT KNOCKOUTS

10

K8901 ALM
1 GANG 46mm DEEP BOX
5 x 20mm KNOCKOUTS

5

K8892 ALM
2 GANG 38mm BOX
7 x 20mm KNOCKOUTS

5

K8822 ALM
2 GANG 38mm BOX
WITHOUT KNOCKOUTS

5

K8902 ALM
46mm DEEP BOX
4 x 20mm AND 4 x 25mm
KNOCKOUTS

5

All boxes have a base knockout and feature self-levelling platforms to ensure that the mounting frame is always positioned correctly without the need for adjustment.

BS. 5733: 1995 where applicable

Spare Boxes

Blank Plates


Grid Plus
Frontplates

MOUNTING FRAMES


DATA MODULES



K3701



K3702



K3703



K3704



K451 WHI



K455 WHI



K452 WHI



K457 WHI



K458 WHI



K290 WHI



K829 ALM



K830 ALM




K899 ALM



K897 ALM



K3390 ALM



K3369 ALM



K3492 ALM



K3494 ALM



K3502 ALM

K3701
1 GANG
ONE MODULE

K3702
1 GANG
TWO MODULE

K3703
2 GANG
THREE MODULE

K3704
2 GANG
FOUR MODULE

BS. 5733: 1995
where applicable

10 **K451 WHI**
BNC DATA SOCKET
ONE MODULE

10 **K455 WHI**
RJ45 CATEGORY 5e
DATA SOCKET ONE MODULE

10 **K452 WHI**
TELEPHONE OUTLET
ONE MODULE MASTER

10 **K457 WHI**
TELEPHONE OUTLET
ONE MODULE SECONDARY

1 **K458 WHI**
RJ11 TELEPHONE/DATA
SOCKET ONE MODULE

1 **K290 WHI**
BLANK ONE MODULE

Data/telecom modules are for use
with Metalclad Plus frontplates only.

K455 is Category 5e compliant
IEC 11801
BS. EN 50173
TIA/EIA 568A
BS. 5733: 1995

K452 and K457
are approved under OFTEL approval
No.NS/G23/L/100005 for direct and
indirect connections between a
termination point of a public telecom-
munications system and any piece of
approved telecommunications apparatus.
BS.6312 Pt 2 where applicable

1 **K829 ALM**
1 GANG
WITHOUT KNOCKOUTS

1 **K830 ALM**
2 GANG
WITHOUT KNOCKOUTS

1 **K899 ALM**
1 GANG
5 X 20mm KNOCKOUTS

1 **K897 ALM**
2 GANG
7 X 20mm KNOCKOUTS

All boxes are fitted with a brass
earth terminal and a base knockout.

DIMENSIONS:
1 gang: 86 x 86 x 38mm
2 gang: 86 x 147 x 38mm

These boxes are not suitable for
mounting Grid Plus modules or
modular data/telecom modules.
BS.5733: 1995

5 **K3390 ALM**
1 GANG

5 **K3369 ALM**
2 GANG

DIMENSIONS:
K3390: 86 x 86mm
K3369: 86 x 147mm

FIXING CENTRES:
K3390: 60.3mm
K3369: 120.6mm
BS.5733: 1995

5 **K3491 ALM**
1 MODULE

5 **K3492 ALM**
2 MODULE

K3493 ALM
3 MODULE

K3494 ALM
4 MODULE

K3496 ALM
6 MODULE

K3498 ALM
8 MODULE

K3499 ALM
9 MODULE

K3502 ALM
12 MODULE

K3508 ALM
18 MODULE

K3514 ALM
24 MODULE

DIMENSIONS:
1 & 2 module: 86 x 86mm
3 & 4 module: 86 x 146mm
6 & 8 module: 146 x 146mm
9 & 12 module: 146 x 206mm
18 module: 206 x 206mm
24 module: 206 x 266mm

BS.5733: 1995

See Grid Plus pages 149-153 for a
complete selection of switching
modules.

TECHNICAL HOTLINE +44 (0)1268 563720

Royal Opera House, London



Arup orchestrated the task of increasing the acoustic level of the Royal Opera House while retaining its original acoustic attributes. MK Electrical accessories were used throughout the refurbishment.

The Royal Opera House itself describes it as:

"A noticeable improvement in the listening experience has come from reduced noise levels, permitting full dynamic range and allowing the drama of silence. The excellent acoustic environments in the new opera and ballet rehearsal studios and music practice room's contrasts with the appalling conditions previously endured by the Royal Ballet. Throughout the development, the aim was to provide acoustic conditions appropriate to the production and performance of opera and ballet to the highest standards for the 21st century."

Architect Dixon Jones / BDP Ltd

M&E Consultant Arup

Contractor Schal Construction