

Cable - CABLE-D-50SUB/F/OE/0,25/S/3,0M - 2926331

Please be informed that the data shown in this PDF Document is generated from our Online Catalog. Please find the complete data in the user's documentation. Our General Terms of Use for Downloads are valid (<http://phoenixcontact.com/download>)




Assembled shielded round cable; connection 1: Single wires (50-position) (The wires are marked and fitted with ferrules. The braided shield is routed to a separate cable end.); connection 2: D-SUB socket strip (1x 50-position); cable length: 3 m

Your advantages

- ✓ Individual wire marking: 1, 2, 3, 4, etc.
- ✓ Individual wires fitted with ferrules
- ✓ Connector according to IEC 60807-2/DIN 41652
- ✓ D-SUB socket or pin strip at one end
- ✓ Open end at one end
- ✓ Shield connection: H05V-K 1 mm² cable, black, 0.5 m in length
- ✓ Screw connection: 2 UNC 4-40 screws
- ✓ 1:1 connection



Key Commercial Data

Packing unit	1 pc
GTIN	 4 046356 548076
GTIN	4046356548076
Weight per Piece (excluding packing)	819.200 g
Custom tariff number	85444290
Country of origin	Germany
Note	Made to Order (non-returnable)

Technical data

Ambient conditions

Ambient temperature (operation)	-40 °C ... 70 °C (fixed installation)
	-10 °C ... 70 °C (flexible installation)
Ambient temperature (storage/transport)	-40 °C ... 80 °C
Maximum altitude	≤ 2000 m

Cable - CABLE-D-50SUB/F/OE/0,25/S/3,0M - 2926331

Technical data

Ambient conditions

Degree of protection	IP20
	≥ IP54 (Installation location)

General

Max. permissible operating voltage	25 V AC
	60 V DC
Max. current carrying capacity per path	2 A (see to derating)
Length of cable	3 m
External cable diameter	12.4 mm ±0.5 mm
Single wire, cross section	0.25 mm ²
Single wire, cross section [AWG]	24
Single wire, number of litz wires	14
Single wire, material	Cu uninsulated
Wire diameter incl. insulation	1.2 mm ±0.05 mm
Smallest bending radius, fixed installation	106 mm
Smallest bending radius, movable installation	200 mm
Bending cycles	5000 (at a radius of ≥ 15x outside diameter)
Shielding	yes
	Tinned copper-braided shield, approx. 85% covering
Cable insulation resistance	≥ 20 MΩ/km (at 20 °C)
Cable resistance	≤ 80 Ω/km (at 20 °C)
Outer sheath, material	Semi-rigid PVC
External sheath, color	gray
Nominal operating mode	100% operating factor

Connection data

Connection name	Field level
Connection method	D-SUB socket strip
Number of connections	1
Number of positions	50
Torque	0.2 Nm
Insertion/withdrawal cycles	> 200

Connection data 2

Connection name	Controller level
Connection method	Single wires
Number of positions	50
Note	The wires are marked and fitted with ferrules. The braided shield is routed to a separate cable end.

Standards and Regulations

Flame resistance	UL VW-1
	CSA FT-1

Cable - CABLE-D-50SUB/F/OE/0,25/S/3,0M - 2926331

Technical data

Standards and Regulations

	IEC 60332-1-2
	VDE 0842, Part 332-1-2
	IEC 60332-3-22
Resistance to oil	against occasional splashes
Gasoline resistance	against occasional splashes
Connection in acc. with standard	CUL
Designation	Air clearances and creepage distances
Standards/regulations	DIN EN 50178
Rated insulation voltage	125 V
Rated surge voltage	1.2 kV
Insulation	Functional insulation
Pollution degree	2
Overvoltage category	II

Supported controller

Controller	universal
------------	-----------

Color code

Connector 1 = connector 2 (optional) = wire color	D-SUB50 (1) = white
	D-SUB50 (2) = brown
	D-SUB50 (3) = green
	D-SUB50 (4) = yellow
	D-SUB50 (5) = gray
	D-SUB50 (6) = pink
	D-SUB50 (7) = blue
	D-SUB50 (8) = red
	D-SUB50 (9) = black
	D-SUB50 (10) = violet
	D-SUB50 (11) = gray-pink
	D-SUB50 (12) = red-blue
	D-SUB50 (13) = white-green
	D-SUB50 (14) = brown-green
	D-SUB50 (15) = white-yellow
	D-SUB50 (16) = yellow-brown
	D-SUB50 (17) = white-gray
	D-SUB50 (18) = gray-brown
	D-SUB50 (19) = white-pink
	D-SUB50 (20) = pink-brown
	D-SUB50 (21) = white-blue
	D-SUB50 (22) = brown-blue
	D-SUB50 (23) = white-red
	D-SUB50 (24) = brown-red

Cable - CABLE-D-50SUB/F/OE/0,25/S/3,0M - 2926331

Technical data

Color code

	D-SUB50 (25) = white-black
	D-SUB50 (26) = brown-black
	D-SUB50 (27) = gray-green
	D-SUB50 (28) = yellow-gray
	D-SUB50 (29) = pink-green
	D-SUB50 (30) = yellow-pink
	D-SUB50 (31) = green-blue
	D-SUB50 (32) = yellow-blue
	D-SUB50 (33) = green-red
	D-SUB50 (34) = yellow-red
	D-SUB50 (35) = green-black
	D-SUB50 (36) = yellow-black
	D-SUB50 (37) = gray-blue
	D-SUB50 (38) = pink-blue
	D-SUB50 (39) = gray-red
	D-SUB50 (40) = pink-red
	D-SUB50 (41) = gray-black
	D-SUB50 (42) = pink-black
	D-SUB50 (43) = blue-black
	D-SUB50 (44) = red-black
	D-SUB50 (45) = white-brown-black
	D-SUB50 (46) = yellow-green-black
	D-SUB50 (47) = gray-pink-black
	D-SUB50 (48) = blue-red-black
	D-SUB50 (49) = white-green-black
	D-SUB50 (50) = green-brown-black

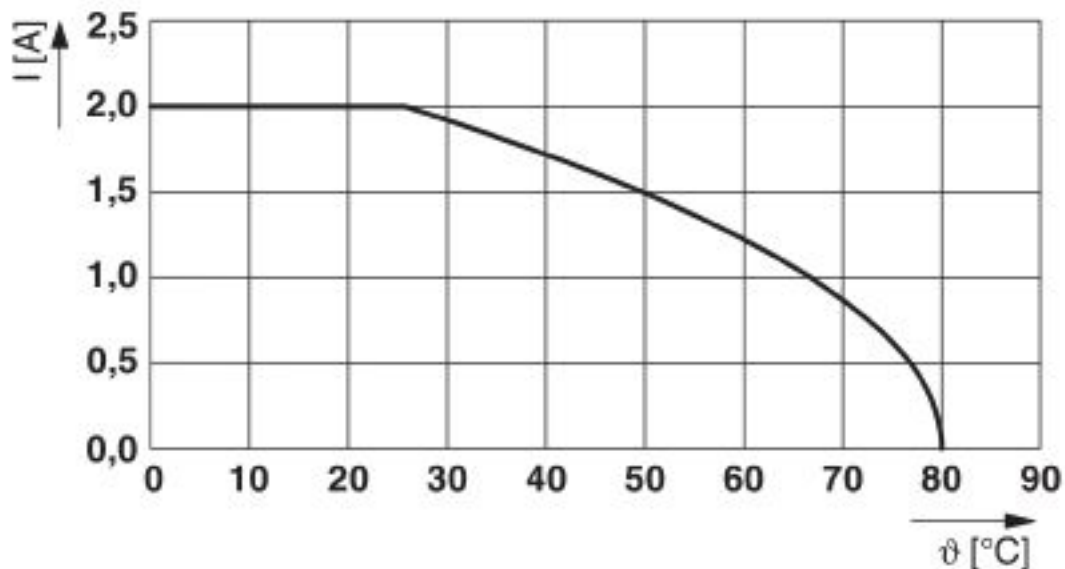
Environmental Product Compliance

REACH SVHC	Lead 7439-92-1
China RoHS	Environmentally Friendly Use Period = 50 years
	For details about hazardous substances go to tab "Downloads", Category "Manufacturer's declaration"

Drawings

Cable - CABLE-D-50SUB/F/OE/0,25/S/3,0M - 2926331

Diagram



Maximum permissible current per path in uncoiled state

Classifications

eCl@ss

eCl@ss 10.0.1	27242220
eCl@ss 4.0	27060300
eCl@ss 4.1	27060300
eCl@ss 5.0	27242200
eCl@ss 5.1	27242200
eCl@ss 6.0	27249200
eCl@ss 7.0	27249205
eCl@ss 8.0	27249205
eCl@ss 9.0	27242220

ETIM

ETIM 2.0	EC000237
ETIM 3.0	EC000237
ETIM 4.0	EC000237
ETIM 5.0	EC000237
ETIM 6.0	EC000237
ETIM 7.0	EC000237

UNSPSC

UNSPSC 6.01	26121620
UNSPSC 7.0901	26121620
UNSPSC 11	26121620

Cable - CABLE-D-50SUB/F/OE/0,25/S/3,0M - 2926331

Classifications

UNSPSC

UNSPSC 12.01	26121620
UNSPSC 13.2	26121620
UNSPSC 18.0	26121620
UNSPSC 19.0	26121620
UNSPSC 20.0	26121620
UNSPSC 21.0	26121620

Approvals


Approvals


Approvals


CSA / UL Recognized / cUL Recognized / EAC / cULus Recognized

Ex Approvals

Approval details


CSA		http://www.csagroup.org/services-industries/product-listing/	70002966
Nominal voltage UN		125 V	
Nominal current IN		1 A	

UL Recognized		http://database.ul.com/cgi-bin/XYV/template/LISEXT/1FRAME/index.htm	FILE E 238705
Nominal voltage UN		125 V	
Nominal current IN		2 A	

cUL Recognized		http://database.ul.com/cgi-bin/XYV/template/LISEXT/1FRAME/index.htm	FILE E 238705
Nominal voltage UN		125 V	
Nominal current IN		2 A	

Cable - CABLE-D-50SUB/F/OE/0,25/S/3,0M - 2926331

Approvals

EAC		RU* DE.HB*35.B00385
-----	---	------------------------

cULus Recognized	
------------------	---

Accessories

Accessories

Marker carrier cable

Cable marker carrier - KME - 0807083



Cable marker carrier, white, unlabeled, mounting type: Assembly with cable binders, cable diameter: > 5 mm, lettering field size: 20 mm x 8 mm