

Inline terminal - IB IL 24/230 DOR1/W-PAC - 2861881

Please be informed that the data shown in this PDF Document is generated from our Online Catalog. Please find the complete data in the user's documentation. Our General Terms of Use for Downloads are valid (<http://download.phoenixcontact.com>)

Inline digital output terminal block, complete with accessories (plug and labeling field), 1 relay PDT contact gold contact, 5 - 253 V AC, 3 A



Product description


The digital output terminals are designed for the connection of digital actuators, such as electromagnetic valves, contactors or visual indicators. All the typical applications are covered by the standard automation terminals. The I/O equipment is connected by a simple or an extended Inline plug, depending on the number of channels. The multi-wire connection method is available in both cases. The Inline relay terminal makes it possible to switch any I/O voltage up to a maximum of 230 V AC. Therefore, a relay with a floating PDT contact is integrated in the terminal. Connection to the I/O devices is made with a simple Inline plug. The Inline terminals can be labeled using hinged labeling fields. The fields have insert cards that can be labeled individually to suit the application. Additionally, there is the proven ZBFM-6... Zack strip for labeling the terminal points.

Why buy this product

- Safe isolation
- Floating connection for one actuator
- Nominal current at the output: 3 A
- Total current of the terminal: 3 A
- Diagnostic and status indicators



Key commercial data

| | |
|--------------------------------------|---|
| Packing unit | 1 pc |
| GTIN |  4 017918 894580 |
| Weight per Piece (excluding packing) | 65.09 g |
| Custom tariff number | 85389091 |
| Country of origin | Germany |

Technical data

Note:

| | |
|-------------------------|---|
| Utilization restriction | EMC: class A product, see manufacturer's declaration in the download area |
|-------------------------|---|

Dimensions

| | |
|-------|---------|
| Width | 12.2 mm |
|-------|---------|

Inline terminal - IB IL 24/230 DOR1/W-PAC - 2861881

Technical data

Dimensions

| | |
|--------------------|--------------------|
| Height | 119.8 mm |
| Depth | 71.5 mm |
| Note on dimensions | Housing dimensions |

Ambient conditions

| | |
|--|---|
| Ambient temperature (operation) | -25 °C ... 55 °C |
| Ambient temperature (storage/transport) | -25 °C ... 85 °C |
| Permissible humidity (operation) | 75 % ... 85 % (in the range of -25°C ... +55°C, appropriate measures against increased humidity (> 85%) must be taken.) |
| Permissible humidity (storage/transport) | 75 % ... 85 % (slight temporary condensation may sometimes appear on the housing) |
| Air pressure (operation) | 70 kPa ... 106 kPa (up to 3000 m above sea level) |
| Air pressure (storage/transport) | 70 kPa ... 106 kPa (up to 3000 m above sea level) |
| Degree of protection | IP20 |

General

| | |
|-------------------------------|---|
| Weight | 46 g |
| Note on weight specifications | Without plug |
| Mounting type | DIN rail |
| Protection class | I, IEC 61140, EN 61140, VDE 0140-1 |
| Test section | Relay contact / Bus logics 4 kV 50 Hz 1 min |
| | Contact to contact 1 kV 50 Hz 1 min |
| | Contact / PE 1 kV 50 Hz 1 min |

Interfaces

| | |
|--------------------|--------------------|
| Name | Inline local bus |
| Connection method | Inline data jumper |
| Transmission speed | 500 kBit/s |

Power supply for module electronics

| | |
|----------------------------|--|
| Supply voltage | 24 V DC (nominal value) |
| Supply voltage range | 19.2 V DC ... 30 V DC (including all tolerances, including ripple) |
| Communications power U_L | 7.5 V (via voltage jumper) |
| Current consumption | max. 60 mA (from the local bus) |
| Power consumption | max. 0.45 W (from the local bus) |

Inline potentials

| | |
|--------------------------------|-------------------------|
| Communications power U_L | 7.5 V |
| Current consumption from U_L | max. 60 mA |
| Segment supply voltage U_S | 24 V DC (nominal value) |

Digital outputs

| | |
|-------------------|-----------------------------|
| Output name | Relay output |
| Connection method | Spring-cage connection |
| | Floating SPDT relay contact |

Inline terminal - IB IL 24/230 DOR1/W-PAC - 2861881

Technical data

Digital outputs

| | |
|------------------------------------|-----|
| Number of outputs | 1 |
| Maximum output current per channel | 3 A |
| Maximum output current per module | 3 A |

Classifications

eCl@ss

| | |
|------------|----------|
| eCl@ss 4.0 | 27250302 |
| eCl@ss 4.1 | 27250302 |
| eCl@ss 5.0 | 27250302 |
| eCl@ss 5.1 | 27242604 |
| eCl@ss 6.0 | 27242604 |
| eCl@ss 7.0 | 27242604 |
| eCl@ss 8.0 | 27242604 |

ETIM

| | |
|----------|----------|
| ETIM 2.0 | EC001430 |
| ETIM 3.0 | EC001599 |
| ETIM 4.0 | EC001599 |
| ETIM 5.0 | EC001599 |

UNSPSC

| | |
|---------------|----------|
| UNSPSC 6.01 | 43172015 |
| UNSPSC 7.0901 | 43201404 |
| UNSPSC 11 | 43172015 |
| UNSPSC 12.01 | 43201404 |
| UNSPSC 13.2 | 43201404 |

Approvals

Approvals

Approvals

UL Recognized / cUL Recognized / GOST / LR / GL / BV / DNV / ABS / GL-SW / BSH / cULus Recognized / GL

Ex Approvals


UL Listed / cUL Listed / cULus Listed


Approvals submitted

Inline terminal - IB IL 24/230 DOR1/W-PAC - 2861881

Approvals

Approval details

UL Recognized 

cUL Recognized 

GOST 

LR

GL


BV

DNV

ABS

GL-SW

BSH

cULus Recognized 

GL

Accessories

Accessories

Connector set

Inline terminal - IB IL 24/230 DOR1/W-PAC - 2861881

Accessories

Connector set - IB IL DOR LV-PLSET - 2742667



Connector set for distance terminal

Distance terminal

Inline terminal - IB IL DOR LV-SET - 2742641



Inline distance terminal, without accessories

Inline terminal - IB IL DOR LV-SET-PAC - 2861645



Inline distance terminal, complete with accessories

Inline terminal - IB IL DOR LV-SET - 2742641



Inline distance terminal, without accessories

Labeling panel

Labeling field - IB IL FIELD 2 - 2727501

Labeling field, width: 12.2 mm



Inline terminal - IB IL 24/230 DOR1/W-PAC - 2861881

Accessories

Labeling field - IB IL FIELD 8 - 2727515

Labeling field, width: 48.8 mm



Plug

Inline plug - IB IL SCN-8-AC-REL - 2740290



Plug, for digital 1, 2 or 8-channel Inline terminals with AC voltage

Terminal marking

Insert strip - ESL 62X10 - 0809492

Insert strip, Sheet, white, Unlabeled, Can be labeled with: Office printing systems, Plotter: Laser printer, Mounting type: Insert, Lettering field: 62 x 10 mm



Insert strip - ESL 62X46 - 0809502

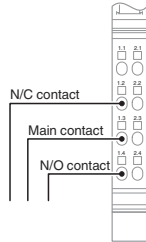
Insert strip, Sheet, white, Unlabeled, Can be labeled with: Office printing systems, Plotter: Laser printer, Mounting type: Insert, Lettering field: 62 x 46 mm



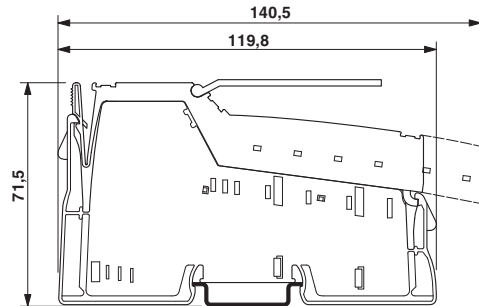
Drawings

Inline terminal - IB IL 24/230 DOR1/W-PAC - 2861881

Connection diagram



Dimensioned drawing



Block diagram

