THIS DRAWING IS UNPUBLISHED. RELEASED FOR PUBLICATION -,- .
© COPYRIGHT - By - ALL RIGHTS RESERVED.

LOC	DIST
AD	00

REVISIONS

P	LTR	DESCRIPTION	DATE	DWN	APVD
	U2	REVISED PER ECO-11-004587	11MAR11	RK	HMR

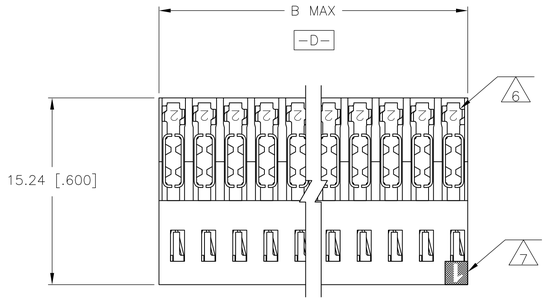

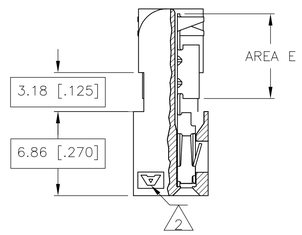

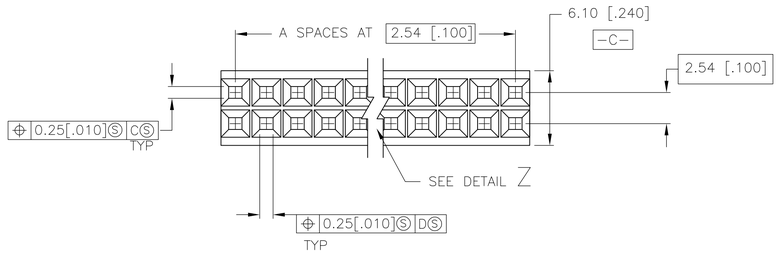

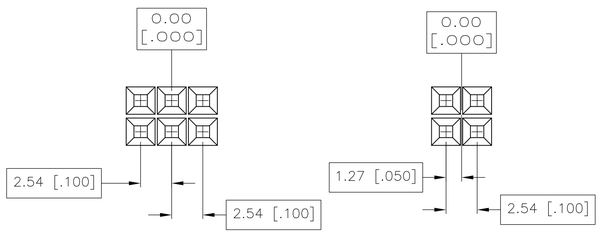

DETAIL Z

1. MATERIAL-HOUSING: PBT, UL94V-0 RATED, COLOR- BLACK
   CONTACTS: COPPER ALLOY PER ASTM B103
2. AMP TRADEMARK (EITHER SIDE).
3. 0.00076[.000030] MIN. GOLD IN CONTACT AREA, 0.00127-0.00254[.000050-.000100] TIN-LEAD IN AREA E, ALL OVER 0.00127[.000050] MIN. NICKEL.
4. 0.00076[.000030] MIN. GOLD IN CONTACT AREA, 0.00127 - 0.00254 [.000050 - .000100] TIN IN AREA E, ALL OVER 0.00127[.000050] MIN. NICKEL.
5. USE WITH 22-26 AWG WIRE SIZE, 1.27[.050] MAX INSULATION DIA., 0.381[.015] MAX INSULATION WALL THICKNESS.
6. CONTACT IDENTIFICATION NUMBER "2" LOCATED IN THIS AREA.
7. MOLDED CIRCUIT #1 IDENTIFIER IN LOCATION SHOWN.
8. OBSOLETE PART NUMBER.
9. OBSOLETE PARTS: OBSOLETE CIS STREAMLINING PER D.RENAUD/D.SINISI

B	A	NO OF POSN	FINISH	PART NO.	
81.28 [3.200]	31	64	4	8-102398-0	
76.20 [3.000]	29	60	4	7-102398-8	
68.58 [2.700]	26	54	4	~~7-102398-5~~	OBSOLETE 9
63.50 [2.500]	24	50	4	7-102398-3	
50.80 [2.000]	19	40	4	6-102398-8	
43.18 [1.700]	16	34	4	6-102398-5	
40.64 [1.600]	15	32	4	~~6-102398-4~~	OBSOLETE 9
38.10 [1.500]	14	30	4	6-102398-3	
35.56 [1.400]	13	28	4	6-102398-2	
33.02 [1.300]	12	26	4	6-102398-1	
30.48 [1.200]	11	24	4	6-102398-0	
27.94 [1.100]	10	22	4	~~5-102398-9~~	OBSOLETE 9
25.40 [1.000]	9	20	4	5-102398-8	
22.86 [.900]	8	18	4	5-102398-7	
20.32 [.800]	7	16	4	5-102398-6	
17.78 [.700]	6	14	4	5-102398-5	
15.24 [.600]	5	12	4	5-102398-4	
12.70 [.500]	4	10	4	5-102398-3	
10.16 [.400]	3	8	4	5-102398-2	
7.62 [.300]	2	6	4	5-102398-1	

B	A	NO OF POSN	FINISH	PART NO.	
	5.08 [.200]	1	4	3	8 3-102398-5
SUPERSEDED BY 1-102398-8	91.44 [3.600]	35	72	3	3-102398-4
SUPERSEDED BY 1-102398-3,-8	88.90 [3.500]	34	70	3	3-102398-3
SUPERSEDED BY 1-102398-5	86.36 [3.400]	33	68	3	3-102398-2
SUPERSEDED BY 1-102398-5	83.82 [3.300]	32	66	3	3-102398-1
	81.28 [3.200]	31	64	3	3-102398-0
SUPERSEDED BY 1-102398-3	78.74 [3.100]	30	62	3	2-102398-9
	76.20 [3.000]	29	60	3	2-102398-8
SUPERSEDED BY 1-102398-2,-3	73.66 [2.900]	28	58	3	2-102398-7
SUPERSEDED BY 1-102398-2	71.12 [2.800]	27	56	3	2-102398-6
9 OBSOLETE	68.58 [2.700]	26	54	3	~~2-102398-5~~
SUPERSEDED BY 1-102398-1	66.04 [2.600]	25	52	3	2-102398-4
	63.50 [2.500]	24	50	3	2-102398-3
SUPERSEDED BY 1-102398-0	60.96 [2.400]	23	48	3	2-102398-2
SUPERSEDED BY 1-102398-0	58.42 [2.300]	22	46	3	2-102398-1
SUPERSEDED	55.88 [2.200]	21	44	3	2-102398-0
SUPERSEDED BY 102398-8	53.34 [2.100]	20	42	3	1-102398-9
	50.80 [2.000]	19	40	3	1-102398-8
SUPERSEDED BY 102398-8,-7	48.26 [1.900]	18	38	3	1-102398-7
SUPERSEDED BY 102398-5,-7	45.72 [1.800]	17	36	3	1-102398-6
	43.18 [1.700]	16	34	3	1-102398-5
9 OBSOLETE	40.64 [1.600]	15	32	3	~~1-102398-4~~
	38.10 [1.500]	14	30	3	1-102398-3
	35.56 [1.400]	13	28	3	1-102398-2
	33.02 [1.300]	12	26	3	1-102398-1
	30.48 [1.200]	11	24	3	1-102398-0
9 OBSOLETE	27.94 [1.100]	10	22	3	~~102398-9~~
	25.40 [1.000]	9	20	3	102398-8
	22.86 [.900]	8	18	3	102398-7
	20.32 [.800]	7	16	3	102398-6
	17.78 [.700]	6	14	3	102398-5
	15.24 [.600]	5	12	3	102398-4
	12.70 [.500]	4	10	3	102398-3
	10.16 [.400]	3	8	3	102398-2
	7.62 [.300]	2	6	3	102398-1

THIS DRAWING IS A CONTROLLED DOCUMENT.

DIMENSIONS: mm [INCHES]

TOLERANCES UNLESS OTHERWISE SPECIFIED:
0 PLC ± -
1 PLC ± -
2 PLC ± 0.13[.005]
3 PLC ± -
4 PLC ± -
ANGLES ± -

MATERIAL 1

FINISH SEE TABLE

DWN	R BROWN	07MAY03
CHK	J MOSIER	07MAY03
APVD	J MOSIER	07MAY03

PRODUCT SPEC 108-25015
APPLICATION SPEC 114-25032
WEIGHT -

TE Connectivity

NAME: AMPMODU MT, RECEPTACLE ASSEMBLY STANDARD-PRESSURE CONTACTS FOR 22-26 AWG WIRE SIZE

SIZE	CAGE CODE	DRAWING NO	RESTRICTED TO
A1	00779	C-102398	-

CUSTOMER DRAWING | SCALE 4:1 | SHEET 1 OF 1 | REV U2

4805 (3/11)