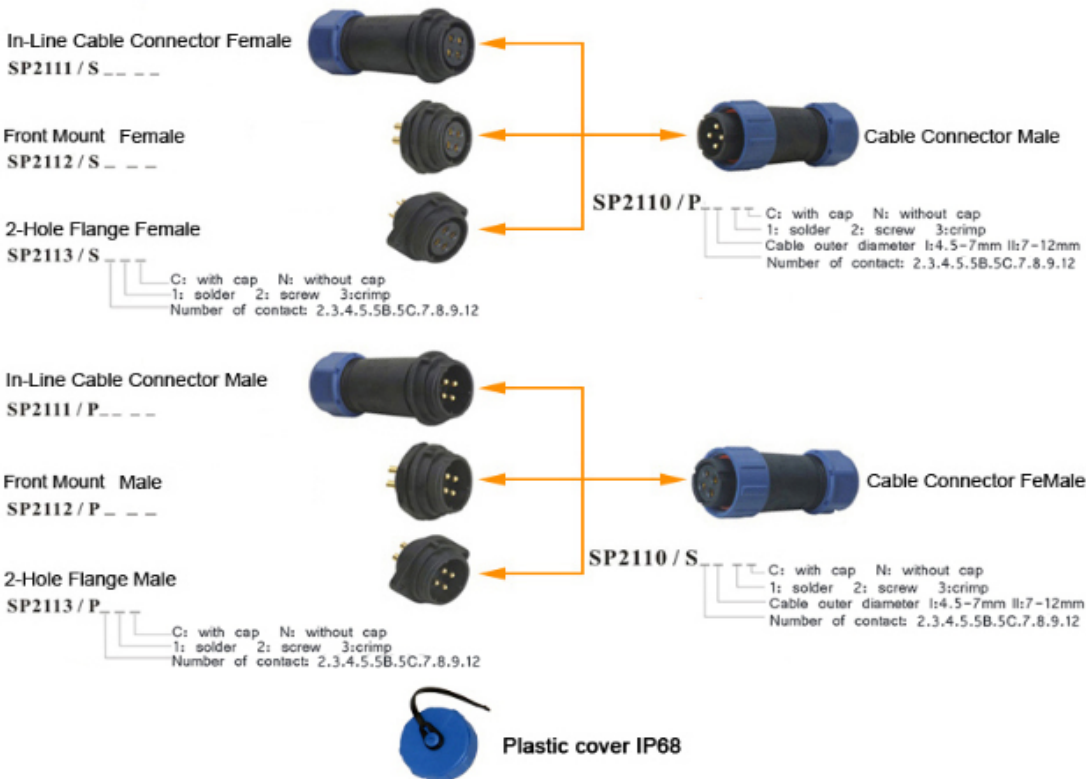


SP21 (Threaded) Flange Mount Socket

Stock No: 144-4146

● SP21 Series Mating diagram







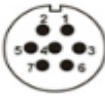




Datasheet

Material and spec






Coupling Type	Threaded Coupling
IP Rating	IP68
Material	Plastic
Shell	Nylon66, fire resistance:V-0
Insert Material	PPS max temperature 260°C, fire resistance:V-0
Contact Material	Brass with gold plating
Termination	Solder/Screw/Crimp
Cable outer diameter range	I : 4.5-7mm II : 7-12mm
Mating cycle	>500
Temperature range	-25°C ~ +85°C
Insulation resistance MΩ	2000

Contact arrangement and spec for solder/screw

Number of contact	2	3	4	5	5B	5C	7	9	12
Male contact face view									
Rated current (A)	30A	30A	30A	30A	5A, 30A	15A	15A	5A	5A
Contact diameter	∅ 3×2	∅ 3×3	∅ 3×4	∅ 3×5	∅ 1×3 ∅ 3×2	∅ 2×5	∅ 2×7	∅ 1×9	∅ 1×12
Termination	solder screw	solder screw	solder screw	solder screw	solder screw	solder	solder	solder	solder
Rated voltage(AC.V)	500V	500V	500V	500V	500V	500V	500V	500V	400V
Test voltage(AC.V) 1 min	1500V	1500V	1500V	1500V	1500V	1500V	1500V	1500V	1200V
Contact resistance mΩ	1	1	1	1	5, 1	2.5	2.5	5	5
Wire size mm ² /AWG	≤4.17/11	≤4.17/11	≤4.17/11	≤4.17/11	≤0.785/18 ≤4.17/11	≤2/14	≤2/14	≤0.785/18	≤0.785/18

Datasheet

★ Crimp contact arrangement and spec

Number of contact	2	3	5	7	8
Male contact face view					
Rated current (A)	25A	25A	10A	10A	5A
Contact diameter	∅ 2.5×2	∅ 2.5×3	∅ 1.5×5	∅ 1.5×7	∅ 1×8
Rated voltage(AC.V)	500V	500V	500V	500V	500V
Test voltage(AC.V)1 min	1500V	1500V	1500V	1500V	1500V
Contact resistance mΩ	1	1	2.5	2.5	5
Insulation resistance mΩ	2000	2000	2000	2000	2000

Features

The SP21, SP17 and P13 series are IP68 connectors, threaded coupling.

Compare to SP13/17, SP21 has a larger shell and higher current range, it is a strong and tough connector designed for indoor/outdoor and underwater IP68 environments. It is ideal for any application which needs watertight connection conditions.

The connectors can be used for both cable to cable (in-line) and cable to panel-mount connections. Each side can be male or female contact, (Plug or socket versions), the IP68 Sealing caps are available for both cable connector and panel connector.

- 1) shell diameter (the panel hole cutout diameter): 21mm
- 2) number of contacts : 2 -12 gold plated contacts
- 3) rated current and V : 30A-5A , 500V-400V .
- 4) cable outer diameter acceptance: type I: 4.5-7mm , type II: 7-12mm
- 5) CE , ROHS approval

Applications



SP21 (Threaded)

This IP68 connector is used for power connection, lighting industry, outdoor led lighting, outdoor LED panels, stage lighting, medical device, communications, Marine equipment, under water equipment, transformers, solar energy, control boxes, machines and equipments, for data and power. Simple crimp-and-poke technology.