

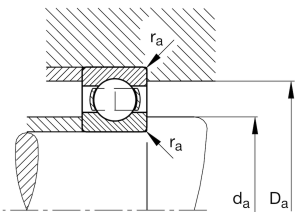
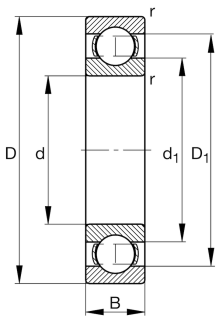
FAG

6056-M-C3

Deep groove ball bearing

Deep groove ball bearing 60...-M, single row, solid brass cage

Technical information



Your current product variant

Sealing	Without	Not sealed
Cage	M	Solid brass cage, rolling element guided
Tolerance class	PN	Normal (PN)
Dimensional / heat stabilization	S1	Rings dimensional stabilized up to 200°
Lubricant	Without	Bearing not greased
Radial internal clearance	C3 (Group 3)	Internal clearance larger than CN
Bore type	Z	Cylindrical

Main Dimensions & Performance Data

d	280 mm	Bore diameter
D	420 mm	Outside diameter
B	65 mm	Width
C _r	320,000 N	Basic dynamic load rating, radial
C _{0r}	435,000 N	Basic static load rating, radial
C _{ur}	14,800 N	Fatigue load limit, radial
n _G	2,600 1/min	Limiting speed
n _{gr}	2,070 1/min	Reference speed
≈m	31.7 kg	Weight



Mounting dimensions

$d_{a\min}$	294.6 mm	Minimum diameter shaft shoulder
$D_{a\max}$	405.4 mm	Maximum diameter of housing shoulder
$r_{a\max}$	3 mm	Maximum fillet radius

Dimensions

r_{\min}	4 mm	Minimum chamfer dimension
D_1	377.45 mm	Shoulder diameter outer ring
d_1	324.05 mm	Shoulder diameter inner ring








Temperature range

T_{\min}	-30 °C	Operating temperature min.
T_{\max}	200 °C	Operating temperature max.

Calculation factors

f_0	15.8	Calculation factor
-------	------	--------------------

Characteristics

	Radial load
	Axial load in one direction
	Axial load in two directions
	Grease Lubrication
	Oil Lubrication
	Not sealed
	Large bearing